



US00D514243S

(12) **United States Design Patent**
Curtin

(10) **Patent No.:** **US D514,243 S**

(45) **Date of Patent:** **** Jan. 31, 2006**

(54) **LANTERN**

(75) **Inventor:** **Brett Curtin, Phoenix, AZ (US)**

(73) **Assignee:** **Craftmade International, Inc.,
Coppell, TX (US)**

(**) **Term:** **14 Years**

(21) **Appl. No.:** **29/210,870**

(22) **Filed:** **Aug. 6, 2004**

(51) **LOC (8) Cl. 26-05**

(52) **U.S. Cl. D26/85; D26/87; D26/92**

(58) **Field of Classification Search D26/72,
D26/73, 85, 87, 92, 118, 128-130, 137, 145-147,
D26/155, 156; 362/147, 362, 370, 371, 431,
362/432**

See application file for complete search history.

(56) **References Cited**

U.S. PATENT DOCUMENTS

D63,205 S	10/1923	Toensfeldt	
D66,190 S	12/1924	Jaeger	
D72,714 S	5/1927	Lipschutz	
D77,958 S	3/1929	Helvey	
D82,425 S	11/1930	Harris	
D314,834 S	2/1991	Rottner	
D316,912 S	* 5/1991	Choi D26/87
D383,562 S	9/1997	Heilberg et al.	
D383,865 S	9/1997	Heilberg et al.	
D428,662 S	7/2000	Jaspers-Fayer et al.	
D429,016 S	8/2000	Cohen	
D434,522 S	11/2000	De'Armond et al.	
D436,208 S	1/2001	De'Armond	
D436,221 S	1/2001	Hidalgo	
D438,660 S	3/2001	De'Armond et al.	
D439,362 S	3/2001	Berry	
D440,003 S	4/2001	Berry	
D440,344 S	4/2001	De'Armond	
D449,399 S	* 10/2001	De'Armond D26/72
D454,654 S	3/2002	De'Armond et al.	
D454,972 S	3/2002	De'Armond	
D455,515 S	4/2002	De'Armond et al.	

D455,856 S	4/2002	De'Armond et al.	
D456,934 S	5/2002	Hsu	
D457,681 S	5/2002	De'Armond	
D458,404 S	6/2002	De'Armond	
D461,581 S	8/2002	De'Armond	
D463,606 S	9/2002	Orozco	
D464,163 S	10/2002	Orozco	
D464,459 S	10/2002	De'Armond et al.	
D465,052 S	10/2002	De'Armond et al.	
D465,059 S	10/2002	De'Armond	
D465,060 S	10/2002	De'Armond	
D465,873 S	11/2002	De'Armond	
D465,875 S	11/2002	De'Armond	
D473,673 S	4/2003	Crelin	
D473,674 S	4/2003	Orozco	
D500,382 S	* 12/2004	Phillips D26/92

OTHER PUBLICATIONS

Framburg 2001 Catalog. Items 8780 and 8785 from the "Chambord" collection on p. 172.*

Kichler Lighting 2004 Catalog No. 104. Item 9291 LZ from the "Beacon Hill" collection on p. 310.*

* cited by examiner

Primary Examiner—Clare E Heflin

(74) *Attorney, Agent, or Firm*—Haynes and Boone, LLP

(57) **CLAIM**

The ornamental design for the lantern, as shown and described.

DESCRIPTION

FIG. 1 is a perspective view of the lantern showing my new design;

FIG. 2 is a front elevational view thereof, the rear elevational view being the same;


FIG. 3 is a right side elevational view thereof, the left side elevational view being the same;

FIG. 4 is a top plan view thereof; and,

FIG. 5 is a bottom plan view thereof.

Any broken line illustration of environmental structure in the drawings is not part of the design sought to be patented.

1 Claim, 3 Drawing Sheets



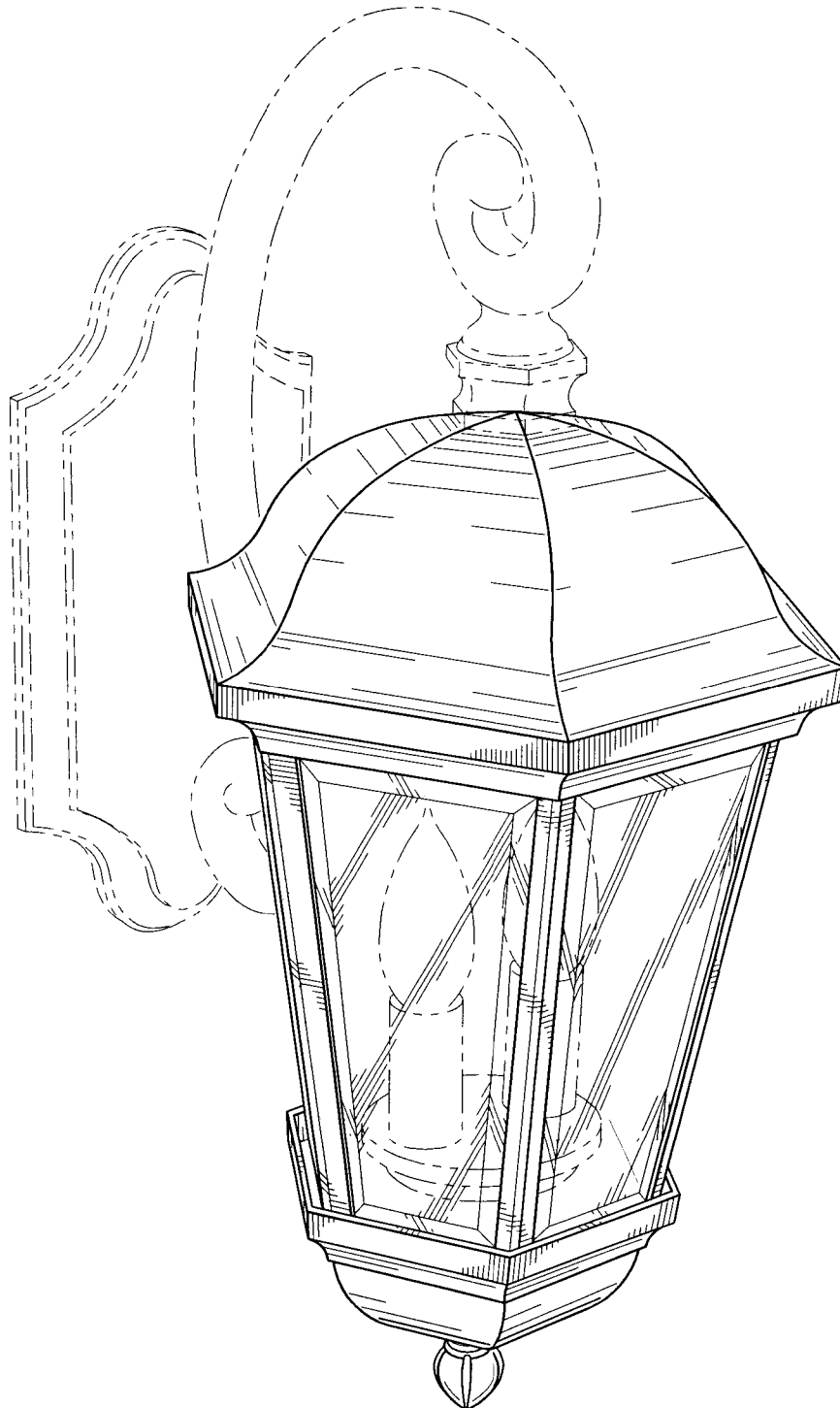


Fig. 1




Fig. 2

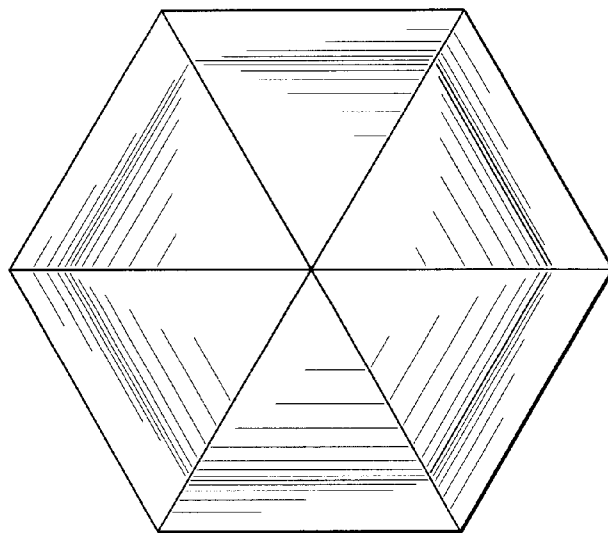


Fig. 4

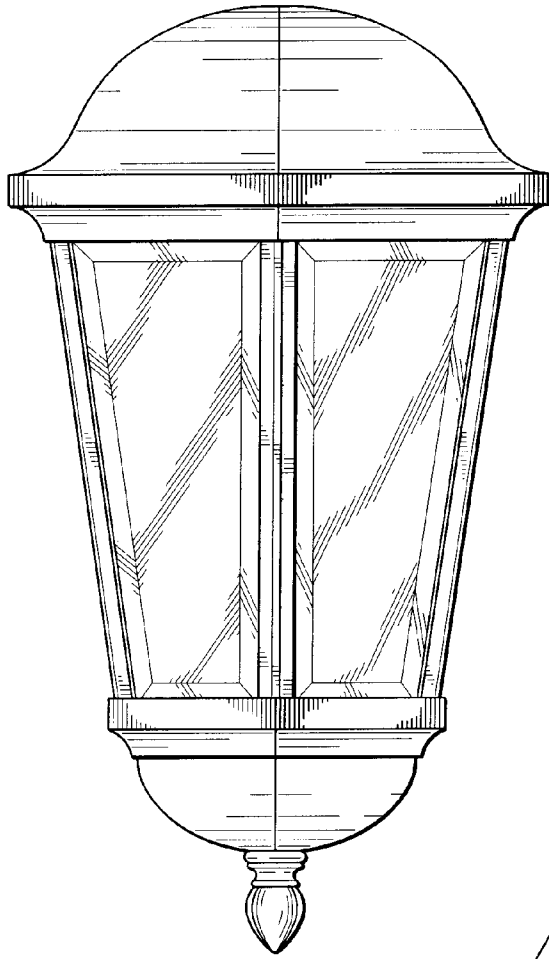


Fig. 3

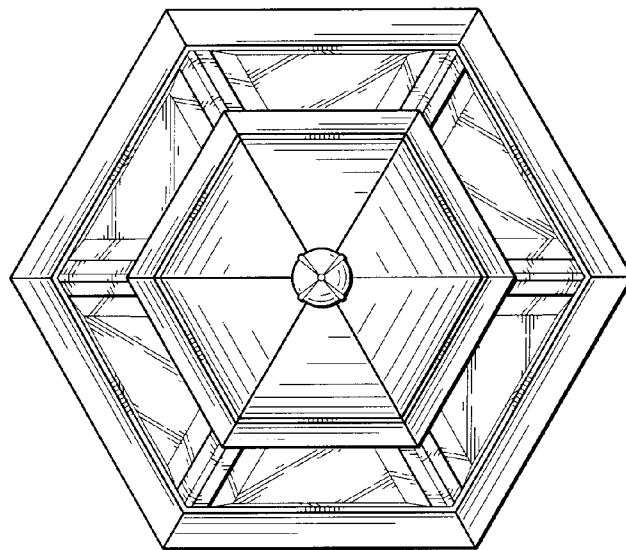


Fig. 5