



(51) International Patent Classification:

A61K 31/454 (2006.01) C07D 401/10 (2006.01)

(21) International Application Number:

PCT/US2018/024603

(22) International Filing Date:

27 March 2018 (27.03.2018)

(25) Filing Language:

English

(26) Publication Language:

English

(30) Priority Data:

62/477,411 27 March 2017 (27.03.2017) US

(71) Applicant: TESARO, INC. [US/US]; 1000 Winter St. North #3300, Waltham, Massachusetts 02451 (US).

(72) Inventors: WU, George; c/o Tesaro, Inc., 1000 Winter St. North #3300, Waltham, Massachusetts 02451 (US).  
CHABER, John; c/o Tesaro, Inc., 1000 Winter St. North #3300, Waltham, Massachusetts 02451 (US).

(74) Agent: MCANDREW, Christopher W.; Wilson Sonsini Goodrich & Rosati, 650 Page Mill Road, Palo Alto, California 94304 (US).

(81) Designated States (unless otherwise indicated, for every kind of national protection available): AE, AG, AL, AM, AO, AT, AU, AZ, BA, BB, BG, BH, BN, BR, BW, BY, BZ, CA, CH, CL, CN, CO, CR, CU, CZ, DE, DJ, DK, DM, DO, DZ, EC, EE, EG, ES, FI, GB, GD, GE, GH, GM, GT, HN, HR, HU, ID, IL, IN, IR, IS, JO, JP, KE, KG, KH, KN, KP, KR, KW, KZ, LA, LC, LK, LR, LS, LU, LY, MA, MD, ME, MG, MK, MN, MW, MX, MY, MZ, NA, NG, NI, NO, NZ, OM, PA, PE, PG, PH, PL, PT, QA, RO, RS, RU, RW, SA, SC, SD, SE, SG, SK, SL, SM, ST, SV, SY, TH, TJ, TM, TN, TR, TT, TZ, UA, UG, US, UZ, VC, VN, ZA, ZM, ZW.

(84) Designated States (unless otherwise indicated, for every kind of regional protection available): ARIPO (BW, GH, GM, KE, LR, LS, MW, MZ, NA, RW, SD, SL, ST, SZ, TZ, UG, ZM, ZW), Eurasian (AM, AZ, BY, KG, KZ, RU, TJ, TM), European (AL, AT, BE, BG, CH, CY, CZ, DE, DK, EE, ES, FI, FR, GB, GR, HR, HU, IE, IS, IT, LT, LU, LV, MC, MK, MT, NL, NO, PL, PT, RO, RS, SE, SI, SK, SM, TR), OAPI (BF, BJ, CF, CG, CI, CM, GA, GN, GQ, GW, KM, ML, MR, NE, SN, TD, TG).

Declarations under Rule 4.17:

- as to applicant's entitlement to apply for and be granted a patent (Rule 4.17(ii))
- as to the applicant's entitlement to claim the priority of the earlier application (Rule 4.17(iii))

(54) Title: NIRAPARIB COMPOSITIONS

(57) Abstract: The present invention relates to compositions comprising the compound niraparib, in particular certain solid forms of niraparib.



## NIRAPARIB COMPOSITIONS

### CROSS REFERENCE

**[0001]** This application claims the benefit of U.S. Provisional Application No. 62/477,411, filed March 27, 2017, which is incorporated herein by reference in its entirety.

**[0002]** Niraparib is an orally active and potent poly (ADP-ribose) polymerase, or PARP, inhibitor. Niraparib and pharmaceutically acceptable salts thereof, are disclosed in International Publication No. WO2007/113596 and European Patent No. EP2007733B1; International Publication No. WO2008/084261 and U.S. Patent No. 8,071,623; and International Publication No. WO2009/087381 and U.S. Patent No. 8,436,185. Methods of making niraparib and pharmaceutically acceptable salts thereof are disclosed in International Publication Nos. WO2014/088983 and WO2014/088984. Methods to treat cancer with niraparib and pharmaceutically acceptable salts thereof are disclosed in U.S. Provisional Patent Application Nos. 62/356,461, 62/402,427, 62/470,141, and PCT application PCT/US17/40039. The contents of each of the foregoing references are incorporated herein by reference in their entirety.

**[0003]** PARP is a family of proteins involved in many functions in a cell, including DNA repair, gene expression, cell cycle control, intracellular trafficking and energy metabolism. PARP proteins play key roles in single strand break repair through the base excision repair pathway. PARP inhibitors have shown activity as a monotherapy against tumors with existing DNA repair defects, such as BRCA1 and BRCA2, and as a combination therapy when administered together with anti-cancer agents that induce DNA damage.

**[0004]** Despite several advances in treatment of ovarian cancer, most patients eventually relapse, and subsequent responses to additional treatment are often limited in duration. Women with germline BRCA1 or BRCA2 mutations have an increased risk for developing high grade serous ovarian cancer (HGSOC), and their tumors appear to be particularly sensitive to treatment with a PARP inhibitor. In addition, published scientific literature indicates that patients with platinum sensitive HGSOC who do not have germline BRCA1 or BRCA2 mutations may also experience clinical benefit from treatment with a PARP inhibitor.

**[0005]** It is estimated that 5% to 10% of women who are diagnosed with breast cancer, or more than 15,000 women each year, carry a germline mutation in either their BRCA1 or BRCA2 genes. The development of cancer in these women involves the dysfunction of a key DNA repair pathway known as homologous recombination. While cancer cells can maintain viability despite disruption of the homologous recombination pathway, they become particularly vulnerable to chemotherapy if an

alternative DNA repair pathway is disrupted. This is known as synthetic lethality – a situation where the individual loss of either repair pathway is compatible with cell viability; but the simultaneous loss of both pathways results in cancer cell deaths. Since PARP inhibitors block DNA repair, in the context of cancer cells with the BRCA mutation, PARP inhibition results in synthetic lethality. For this reason, patients with germline mutations in a BRCA gene show marked clinical benefit that follows treatment with a PARP inhibitor.

**[0006]** One embodiment provides a composition comprising crystalline Form I of 2-{4-[(3S)-piperidin-3-yl]phenyl}-2H-indazole-7-carboxamide substantially free of Form II and Form III of 2-{4-[(3S)-piperidin-3-yl]phenyl}-2H-indazole-7-carboxamide. Another embodiment provides the composition wherein the crystalline Form I of 2-{4-[(3S)-piperidin-3-yl]phenyl}-2H-indazole-7-carboxamide has an X-ray powder diffraction pattern substantially as shown in Figure 1. Another embodiment provides the composition where the crystalline Form I of 2-{4-[(3S)-piperidin-3-yl]phenyl}-2H-indazole-7-carboxamide is characterized by at least one X-ray diffraction pattern reflection selected from a  $2\theta$  value of  $9.5\pm0.2$ ,  $12.4\pm0.2$ ,  $13.2\pm0.2$ ,  $17.4\pm0.2$ ,  $18.4\pm0.2$ ,  $21.0\pm0.2$ ,  $24.9\pm0.2$ ,  $25.6\pm0.2$ ,  $26.0\pm0.2$ , and  $26.9\pm0.2$ . Another embodiment provides the composition wherein the crystalline Form I of 2-{4-[(3S)-piperidin-3-yl]phenyl}-2H-indazole-7-carboxamide is characterized by an X-ray diffraction pattern reflection at  $2\theta=24.9\pm0.2$ . Another embodiment provides the composition wherein the crystalline Form I is characterized by X-ray diffraction pattern reflections at  $2\theta$  values of  $9.5\pm0.2$  and  $26.0\pm0.2$ . Another embodiment provides the composition wherein the crystalline Form I is characterized by X-ray diffraction pattern reflections at  $2\theta$  values of  $12.4\pm0.2$ ,  $13.2\pm0.2$ ,  $17.4\pm0.2$ ,  $18.4\pm0.2$ ,  $21.0\pm0.2$ ,  $25.6\pm0.2$ , and  $26.9\pm0.2$ . Another embodiment provides the composition wherein the crystalline Form I is characterized by at least one X-ray diffraction pattern reflection selected from a  $2\theta$  value of  $12.4\pm0.2$ ,  $13.2\pm0.2$ ,  $17.4\pm0.2$ ,  $18.4\pm0.2$ ,  $21.0\pm0.2$ ,  $25.6\pm0.2$ , and  $26.9\pm0.2$ . Another embodiment provides the composition wherein the crystalline Form I is characterized by at least two X-ray diffraction pattern reflections selected from a  $2\theta$  value of  $12.4\pm0.2$ ,  $13.2\pm0.2$ ,  $17.4\pm0.2$ ,  $18.4\pm0.2$ ,  $21.0\pm0.2$ ,  $25.6\pm0.2$ , and  $26.9\pm0.2$ . Another embodiment provides the composition wherein the crystalline Form I is characterized by at least three X-ray diffraction pattern reflections selected from a  $2\theta$  value of  $12.4\pm0.2$ ,  $13.2\pm0.2$ ,  $17.4\pm0.2$ ,  $18.4\pm0.2$ ,  $21.0\pm0.2$ ,  $25.6\pm0.2$ , and  $26.9\pm0.2$ . Another embodiment provides the composition wherein the crystalline Form I is characterized by at least four X-ray diffraction pattern reflections selected from a  $2\theta$  value of  $12.4\pm0.2$ ,  $13.2\pm0.2$ ,  $17.4\pm0.2$ ,  $18.4\pm0.2$ ,  $21.0\pm0.2$ ,  $25.6\pm0.2$ , and  $26.9\pm0.2$ . Another embodiment provides the composition wherein the crystalline Form I is characterized by a scanning differential calorimetry pattern substantially as shown in Figure 2. Another embodiment provides the composition wherein the crystalline Form I is characterized by a Raman spectroscopy

pattern substantially as shown in Figure 3. Another embodiment provides the composition wherein the crystalline Form I is characterized by an infrared spectroscopy pattern substantially as shown in Figure 4. Another embodiment provides the composition wherein the crystalline Form I is characterized by a dynamic water vapor sorption pattern substantially as shown in Figure 5. Another embodiment provides the composition wherein the presence of Form III is characterized by at least one X-ray diffraction pattern reflection selected from a  $2\theta$  value of  $17.8\pm 0.2$ ,  $19.0\pm 0.2$ , or  $22.8\pm 0.2$ .

**[0007]** Another embodiment provides the composition wherein substantially free of Form II and Form III means less than about 20% (w/w) combined total weight for Form II and Form III compared to the combined total weight of Form I, Form II and Form III. Another embodiment provides the composition wherein substantially free of Form II and Form III means less than about 15% (w/w) combined total weight for Form II and Form III compared to the combined total weight of Form I, Form II and Form III. Another embodiment provides the composition wherein substantially free of Form II and Form III means less than about 10% (w/w) combined total weight for Form II and Form III compared to the combined total weight of Form I, Form II and Form III. Another embodiment provides the composition wherein substantially free of Form II and Form III means less than about 8% (w/w) combined total weight for Form II and Form III compared to the combined total weight of Form I, Form II and Form III. Another embodiment provides the composition wherein substantially free of Form II and Form III means less than about 6% (w/w) combined total weight for Form II and Form III compared to the combined total weight of Form I, Form II and Form III. Another embodiment provides the composition wherein substantially free of Form II and Form III means less than about 4% (w/w) combined total weight for Form II and Form III compared to the combined total weight of Form I, Form II and Form III. Another embodiment provides the composition wherein substantially free of Form II and Form III means less than about 3% (w/w) combined total weight for Form II and Form III compared to the combined total weight of Form I, Form II and Form III. Another embodiment provides the composition wherein substantially free of Form II and Form III means less than about 2% (w/w) combined total weight for Form II and Form III compared to the combined total weight of Form I, Form II and Form III. Another embodiment provides the composition wherein substantially free of Form II and Form III means less than about 1% (w/w) combined total weight for Form II and Form III compared to the combined total weight of Form I, Form II and Form III.

**[0008]** One embodiment provides a composition comprising crystalline Form II of 2-{4-[(3S)-piperidin-3-yl]phenyl}-2H-indazole-7-carboxamide substantially free of crystalline Form I of 2-{4-[(3S)-piperidin-3-yl]phenyl}-2H-indazole-7-carboxamide and crystalline Form III of 2-{4-[(3S)-piperidin-3-yl]phenyl}-2H-indazole-7-carboxamide. One embodiment provides a composition

comprising crystalline Form II of 2-{4-[(3S)-piperidin-3-yl]phenyl}-2H-indazole-7-carboxamide substantially free of crystalline Form I of 2-{4-[(3S)-piperidin-3-yl]phenyl}-2H-indazole-7-carboxamide. One embodiment provides a composition comprising crystalline Form II 2-{4-[(3S)-piperidin-3-yl]phenyl}-2H-indazole-7-carboxamide and crystalline Form III of 2-{4-[(3S)-piperidin-3-yl]phenyl}-2H-indazole-7-carboxamide substantially free of crystalline Form I of 2-{4-[(3S)-piperidin-3-yl]phenyl}-2H-indazole-7-carboxamide. In one embodiment, crystalline Form II is characterized by at least one X-ray diffraction pattern reflection selected from a  $2\theta$  value of  $9.7\pm 0.3$ ,  $12.8\pm 0.3$ ,  $17.9\pm 0.3$ ,  $19.7\pm 0.3$ , and  $21.8\pm 0.3$ . In one embodiment, crystalline Form II has an X-ray powder diffraction pattern substantially as shown in Figure 9 for Form II.

**[0009]** One embodiment provides a composition comprising crystalline Form III of 2-{4-[(3S)-piperidin-3-yl]phenyl}-2H-indazole-7-carboxamide substantially free of crystalline Form I of 2-{4-[(3S)-piperidin-3-yl]phenyl}-2H-indazole-7-carboxamide and crystalline Form II of 2-{4-[(3S)-piperidin-3-yl]phenyl}-2H-indazole-7-carboxamide. One embodiment provides a composition comprising crystalline Form III of 2-{4-[(3S)-piperidin-3-yl]phenyl}-2H-indazole-7-carboxamide substantially free of crystalline Form I of 2-{4-[(3S)-piperidin-3-yl]phenyl}-2H-indazole-7-carboxamide. One embodiment provides crystalline Form III characterized by at least one X-ray diffraction pattern reflection selected from a  $2\theta$  value of  $17.8\pm 0.2$ ,  $19.0\pm 0.2$ , or  $22.8\pm 0.2$ . One embodiment provides crystalline Form III that has an X-ray powder diffraction pattern substantially as shown in Figure 9 for Form III. One embodiment provides crystalline Form III of 2-{4-[(3S)-piperidin-3-yl]phenyl}-2H-indazole-7-carboxamide that has an X-ray powder diffraction pattern substantially as shown in Figure 7. One embodiment provides crystalline Form III of 2-{4-[(3S)-piperidin-3-yl]phenyl}-2H-indazole-7-carboxamide characterized by a dynamic water vapor sorption pattern substantially as shown in Figure 8. One embodiment provides crystalline Form III of 2-{4-[(3S)-piperidin-3-yl]phenyl}-2H-indazole-7-carboxamide characterized by a scanning differential calorimetry pattern substantially as shown in Figure 2.

**[0010]** One embodiment provides a method of making crystalline Form I of 2-{4-[(3S)-piperidin-3-yl]phenyl}-2H-indazole-7-carboxamide substantially free of Form II and Form III of 2-{4-[(3S)-piperidin-3-yl]phenyl}-2H-indazole-7-carboxamide, comprising dissolving a composition comprising Form II of 2-{4-[(3S)-piperidin-3-yl]phenyl}-2H-indazole-7-carboxamide or Form III of 2-{4-[(3S)-piperidin-3-yl]phenyl}-2H-indazole-7-carboxamide, or a mixture thereof, in a solvent having a water:organic solvent ratio of about 10:1 to about 400:1 (v/v), and crystallizing the crystalline Form I. Another embodiment provides the method wherein the water:organic solvent ratio is about 10:1 (v/v), about 50:1 (v/v), about 100:1 (v/v), about 200:1 (v/v), about 300:1 (v/v), or about 400:1 (v/v). Another embodiment provides the composition wherein the organic solvent is a polar

solvent, a polar protic solvent, a polar aprotic solvent, an ether-containing solvent, or any combination thereof. Another embodiment provides the composition wherein the organic solvent is 2-propanol, acetone, methyl ethyl ketone, acetonitrile, acetic acid, formic acid, methyl tert-butyl ether, dioxane, dimethyl sulfoxide, or any combination thereof. Another embodiment provides the composition wherein the organic solvent is acetone, methyl ethyl ketone, acetonitrile, methyl tert-butyl ether, dioxane, dimethyl sulfoxide, or any combination thereof. Another embodiment provides the composition wherein the organic solvent is 2-propanol, acetic acid, formic acid, or any combination thereof. Another embodiment provides the composition wherein the organic solvent and water is heated prior to crystallization.

**[0011]** One embodiment provides a composition comprising crystalline Form I of 2-{4-[(3S)-piperidin-3-yl]phenyl}-2H-indazole-7-carboxamide substantially free of Form II and Form III of 2-{4-[(3S)-piperidin-3-yl]phenyl}-2H-indazole-7-carboxamide prepared by dissolving a composition comprising Form II of 2-{4-[(3S)-piperidin-3-yl]phenyl}-2H-indazole-7-carboxamide or Form III of 2-{4-[(3S)-piperidin-3-yl]phenyl}-2H-indazole-7-carboxamide, or a mixture thereof, in a solvent having a water:organic solvent ratio of about 10:1 to about 400:1 (v/v), and crystallizing the crystalline Form I. Another embodiment provides the composition wherein the water:organic solvent ratio is about 10:1 (v/v), about 50:1 (v/v), about 100:1 (v/v), about 200:1 (v/v), about 300:1 (v/v), or about 400:1 (v/v). Another embodiment provides the composition wherein the organic solvent is a polar solvent, a polar protic solvent, a polar aprotic solvent, an ether-containing solvent, or any combination thereof. Another embodiment provides the composition wherein the organic solvent is 2-propanol, acetone, methyl ethyl ketone, acetonitrile, acetic acid, formic acid, methyl tert-butyl ether, dioxane, dimethyl sulfoxide, or any combination thereof. Another embodiment provides the composition wherein the organic solvent is acetone, methyl ethyl ketone, acetonitrile, methyl tert-butyl ether, dioxane, dimethyl sulfoxide, or any combination thereof. Another embodiment provides the composition wherein the organic solvent is 2-propanol, acetic acid, formic acid, or any combination thereof. Another embodiment provides the composition wherein the organic solvent and water is heated prior to crystallization.

**[0012]** In some embodiments, a composition described herein is a pharmaceutical composition (e.g., a pharmaceutical composition comprising at least one pharmaceutically acceptable excipient). One embodiment provides a pharmaceutical composition comprising crystalline Form I of 2-{4-[(3S)-piperidin-3-yl]phenyl}-2H-indazole-7-carboxamide substantially free of Form II and Form III of 2-{4-[(3S)-piperidin-3-yl]phenyl}-2H-indazole-7-carboxamide, and at least one pharmaceutically acceptable excipient. Another embodiment provides the pharmaceutical composition wherein the composition is in an oral dosage form. Another embodiment provides the pharmaceutical

composition wherein the oral dosage form is a tablet or capsule. One embodiment provides an article of manufacture comprising multiple unit doses of the pharmaceutical composition in a sealed container with written instructions for use. In another embodiment, the article of manufacture comprising multiple unit doses of the pharmaceutical composition in a sealed container with written instructions for use, further comprises an induction seal, desiccant, or any combination thereof.

**[0013]** One embodiment provides a method for treating cancer in a patient in need thereof comprising administering to said patient a therapeutically effective amount of the pharmaceutical composition comprising crystalline Form I of 2-{4-[(3S)-piperidin-3-yl]phenyl}-2H-indazole-7-carboxamide substantially free of Form II and Form III of 2-{4-[(3S)-piperidin-3-yl]phenyl}-2H-indazole-7-carboxamide, and at least one pharmaceutically acceptable excipient, wherein the cancer is selected from the group consisting of ovarian cancer, breast cancer, cervical cancer, endometrial cancer, prostate cancer, testicular cancer, pancreatic cancer, esophageal cancer, head and neck cancer, gastric cancer, bladder cancer, lung cancer, bone cancer, colon cancer, rectal cancer, thyroid cancer, brain and central nervous system cancers, glioblastoma, neuroblastoma, neuroendocrine cancer, rhabdoid cancer, keratoacanthoma, epidermoid carcinoma, seminoma, melanoma, sarcoma, bladder cancer, liver cancer, kidney cancer, myeloma, lymphoma, and combinations thereof.

**[0014]** One embodiment provides a method for treating cancer in a patient having been diagnosed with cancer comprising administering to said patient a therapeutically effective amount of the pharmaceutical comprising crystalline Form I of 2-{4-[(3S)-piperidin-3-yl]phenyl}-2H-indazole-7-carboxamide substantially free of Form II and Form III of 2-{4-[(3S)-piperidin-3-yl]phenyl}-2H-indazole-7-carboxamide, and at least one pharmaceutically acceptable excipient, wherein the cancer is selected from the group consisting of ovarian cancer, breast cancer, cervical cancer, endometrial cancer, prostate cancer, testicular cancer, pancreatic cancer, esophageal cancer, head and neck cancer, gastric cancer, bladder cancer, lung cancer, bone cancer, colon cancer, rectal cancer, thyroid cancer, brain and central nervous system cancers, glioblastoma, neuroblastoma, neuroendocrine cancer, rhabdoid cancer, keratoacanthoma, epidermoid carcinoma, seminoma, melanoma, sarcoma, bladder cancer, liver cancer, kidney cancer, myeloma, lymphoma, and combinations thereof. Another embodiment provides the method wherein the cancer is selected from the group consisting of ovarian cancer, fallopian tube cancer, primary peritoneal cancer, and combinations thereof. Another embodiment provides the method wherein the cancer is a recurrent cancer. Another embodiment provides the method wherein the subject is a human subject. Another embodiment provides the method wherein the human subject was previously treated with a chemotherapy. Another embodiment provides the method wherein the chemotherapy is a platinum-based chemotherapy. Another embodiment provides the method wherein the human subject had a complete or partial

response to the chemotherapy. Another embodiment provides the method wherein the pharmaceutical composition is administered once per day, twice per day, three times per day, or four times per day. Another embodiment provides the method wherein the pharmaceutical composition is administered once per week, twice per week, three times per week, or four times per week. Another embodiment provides the method wherein the pharmaceutical composition is administered every other day. Another embodiment provides the method wherein the pharmaceutical composition is administered once per day. Another embodiment provides the method wherein the total dose of a the pharmaceutical composition administered within a 24 hour period is about 1 mg to about 1000 mg. Another embodiment provides the method wherein the total dose is about 1000 mg, about 900 mg, about 800 mg, about 700 mg, about 600 mg, about 500 mg, about 400 mg, about 300 mg, about 200 mg, about 100 mg, about 90 mg, about 80 mg, about 70 mg, about 60 mg, about 50 mg, about 40 mg, about 30 mg, about 20 mg, about 10 mg, about 5 mg, or about 1 mg. Another embodiment provides the method wherein the pharmaceutical composition is administered once per day and the total daily dose is about 300 mg. Another embodiment provides the method wherein the administration is oral administration.

### INCORPORATION BY REFERENCE

[0015] All publications, patents, and patent applications mentioned in this specification are herein incorporated by reference to the same extent as if each individual publication, patent, or patent application was specifically and individually indicated to be incorporated by reference.

### BRIEF DESCRIPTION OF THE DRAWINGS

[0016] The features of the invention are set forth with particularity in the appended claims. A better understanding of the features and advantages of the present invention will be obtained by reference to the following detailed description that sets forth illustrative embodiments, in which the principles of the invention are utilized, and the accompanying drawings of which:

[0017] **Fig. 1** shows an exemplary X-ray powder diffraction pattern for crystalline Form I of 2-{4-[(3S)-piperidin-3-yl]phenyl}-2H-indazole-7-carboxamide.

[0018] **Fig. 2** shows an exemplary scanning differential calorimetry pattern for crystalline monohydrate Form I of 2-{4-[(3S)-piperidin-3-yl]phenyl}-2H-indazole-7-carboxamide and crystalline anhydrous Form III of 2-{4-[(3S)-piperidin-3-yl]phenyl}-2H-indazole-7-carboxamide.

[0019] **Fig. 3** shows an exemplary Raman spectroscopy pattern for crystalline Form I of 2-{4-[(3S)-piperidin-3-yl]phenyl}-2H-indazole-7-carboxamide.



[0020] **Fig. 4** shows an exemplary infrared spectroscopy pattern for crystalline Form I of 2-{4-[(3S)-piperidin-3-yl]phenyl}-2H-indazole-7-carboxamide.

[0021] **Fig. 5** shows an exemplary dynamic water vapor sorption pattern for crystalline Form I of 2-{4-[(3S)-piperidin-3-yl]phenyl}-2H-indazole-7-carboxamide.

[0022] **Fig. 6** shows an overlay of exemplary X-ray powder diffraction patterns for crystalline Form I, and Form III of 2-{4-[(3S)-piperidin-3-yl]phenyl}-2H-indazole-7-carboxamide.

[0023] **Fig. 7** shows an exemplary X-ray powder diffraction pattern for crystalline Form III of 2-{4-[(3S)-piperidin-3-yl]phenyl}-2H-indazole-7-carboxamide.

[0024] **Fig. 8** shows an exemplary dynamic water vapor sorption pattern for crystalline anhydrous Form III of 2-{4-[(3S)-piperidin-3-yl]phenyl}-2H-indazole-7-carboxamide.

[0025] **Fig. 9** shows an overlay of exemplary X-ray powder diffraction patterns for crystalline Form I, Form II and Form III of 2-{4-[(3S)-piperidin-3-yl]phenyl}-2H-indazole-7-carboxamide.

## DETAILED DESCRIPTION OF THE INVENTION

### Definitions

[0026] The term “cancer” includes both solid tumors and hematological malignancies. Cancers include, but are not limited to, ovarian cancer, breast cancer, cervical cancer, endometrial cancer, prostate cancer, testicular cancer, pancreatic cancer, esophageal cancer, head and neck cancer, gastric cancer, bladder cancer, lung cancer (e.g., adenocarcinoma, NSCLC and SCLC), bone cancer (e.g., osteosarcoma), colon cancer, rectal cancer, thyroid cancer, brain and central nervous system cancers, glioblastoma, neuroblastoma, neuroendocrine cancer, rhabdoid cancer, keratoacanthoma, epidermoid carcinoma, seminoma, melanoma, sarcoma (e.g., liposarcoma), bladder cancer, liver cancer (e.g., hepatocellular carcinoma), kidney cancer (e.g., renal cell carcinoma), myeloid disorders (e.g., AML, CML, myelodysplastic syndrome and promyelocytic leukemia), and lymphoid disorders (e.g., leukemia, multiple myeloma, mantle cell lymphoma, ALL, CLL, B-cell lymphoma, T-cell lymphoma, Hodgkin's lymphoma, non-Hodgkin's lymphoma, hairy cell lymphoma).

[0027] The term “composition”, as in pharmaceutical composition, is intended to encompass a drug product comprising niraparib or its pharmaceutically acceptable salts, esters, solvates, polymorphs, stereoisomers or mixtures thereof, and the other inert ingredient(s) (pharmaceutically acceptable excipients). Such pharmaceutical compositions are synonymous with “formulation” and “dosage form”. Pharmaceutical compositions of the invention include, but are not limited to, granules, tablets (single layered tablets, multilayered tablets, mini tablets, bioadhesive tablets, caplets, matrix tablets, tablet within a tablet, mucoadhesive tablets, modified release tablets, orally disintegrating tablets,

pulsatile release tablets, timed release tablets, delayed release, controlled release, extended release and sustained release tablets), capsules (hard and soft or liquid filled soft gelatin capsules), pills, troches, sachets, powders, microcapsules, minitables, tablets in capsules and microspheres, matrix composition and the like. In some embodiments, the pharmaceutical composition refers to capsules. In some embodiments, the pharmaceutical composition refers to hard gelatin capsules or HPMC based capsules. In some embodiments, the pharmaceutical composition refers to hard gelatin capsules.

**[0028]** “Diluents” increase bulk of the composition to facilitate compression or create sufficient bulk for homogenous blend for capsule filling. Such compounds include e.g., lactose, starch, mannitol, sorbitol, dextrose, microcrystalline cellulose such as Avicel®; dibasic calcium phosphate, dicalcium phosphate dihydrate; tricalcium phosphate, calcium phosphate; anhydrous lactose, spray-dried lactose; pregelatinized starch, compressible sugar, such as Di-Pac® (Amstar); mannitol, hydroxypropylmethylcellulose, hydroxypropylmethylcellulose acetate stearate, sucrose-based diluents, confectioner's sugar; monobasic calcium sulfate monohydrate, calcium sulfate dihydrate; calcium lactate trihydrate, dextrates; hydrolyzed cereal solids, amylose; powdered cellulose, calcium carbonate; glycine, kaolin; mannitol, sodium chloride; inositol, bentonite, and the like. Combinations of one or more diluents can also be used.

**[0029]** The terms “effective amount” or “therapeutically effective amount,” as used herein, refer to a sufficient amount of the niraparib being administered that would be expected to relieve to some extent one or more of the symptoms of the disease or condition being treated. For example, the result of administration of niraparib disclosed herein is reduction and/or alleviation of the signs, symptoms, or causes of cancer. For example, an “effective amount” for therapeutic uses is the amount of niraparib, including a formulation as disclosed herein required to provide a decrease or amelioration in disease symptoms without undue adverse side effects. The term “therapeutically effective amount” includes, for example, a prophylactically effective amount. It is understood that an “an effective amount” or a “therapeutically effective amount” varies, in some embodiments, from subject to subject, due to variation in metabolism of the compound administered, age, weight, general condition of the subject, the condition being treated, the severity of the condition being treated, and the judgment of the prescribing physician.

**[0030]** The terms “enhance” or “enhancing” refers to an increase or prolongation of either the potency or duration of a desired effect of niraparib, or a diminution of any adverse symptomatology that is consequent upon the administration of the therapeutic agent. Thus, in regard to enhancing the effect of niraparib disclosed herein, the term “enhancing” refers to the ability to increase or prolong, either in potency or duration, the effect of other therapeutic agents that are used in combination with

niraparib disclosed herein. An “enhancing-effective amount,” as used herein, refers to an amount of niraparib or other therapeutic agent which is adequate to enhance the effect of another therapeutic agent or niraparib in a desired system. When used in a patient, amounts effective for this use will depend on the severity and course of the disease, disorder or condition, previous therapy, the patient's health status and response to the drugs, and the judgment of the treating physician.

**[0031]** The term “excipient” means a pharmacologically inactive component such as a diluent, lubricant, surfactant, carrier, or the like. Excipients that are useful in preparing a pharmaceutical composition are generally safe, non-toxic and are acceptable for human pharmaceutical use. Reference to an excipient includes both one and more than one such excipient. Co-processed excipients are also covered under the scope of present invention.

**[0032]** “Filling agents” or “fillers” include compounds such as lactose, lactose monohydrate, calcium carbonate, calcium phosphate, dibasic calcium phosphate, calcium sulfate, microcrystalline cellulose, cellulose powder, dextrose, dextrans, dextran, starches, pregelatinized starch, sucrose, xylitol, lactitol, mannitol, sorbitol, sodium chloride, polyethylene glycol, and the like.

**[0033]** “Lubricants” and “glidants” are compounds that prevent, reduce or inhibit adhesion or friction of materials. Exemplary lubricants include, e.g., stearic acid, magnesium stearate, calcium hydroxide, talc, sodium stearyl fumarate, a hydrocarbon such as mineral oil, or hydrogenated vegetable oil such as hydrogenated soybean oil (Sterotex®), higher fatty acids and their alkali-metal and alkaline earth metal salts, such as aluminum, calcium, magnesium, zinc, stearic acid, sodium stearates, glycerol, talc, waxes, Stearowet®, boric acid, sodium benzoate, sodium acetate, sodium chloride, leucine, a polyethylene glycol (e.g., PEG-4000) or a methoxypolyethylene glycol such as Carbowax™, sodium oleate, sodium benzoate, glyceryl behenate, polyethylene glycol, magnesium or sodium lauryl sulfate, colloidal silica such as Syloid™, Cab-O-Sil®, a starch such as corn starch, silicone oil, a surfactant, and the like.

**[0034]** The term “subject” is used to mean an animal, preferably a mammal, including a human or non-human. The terms patient and subject may be used interchangeably.

**[0035]** A “therapeutically effective amount” or “effective amount” is that amount of a pharmaceutical agent to achieve a pharmacological effect. The term “therapeutically effective amount” includes, for example, a prophylactically effective amount. An “effective amount” of niraparib is an amount needed to achieve a desired pharmacologic effect or therapeutic improvement without undue adverse side effects. The effective amount of a niraparib will be selected by those skilled in the art depending on the particular patient and the disease. It is understood that “an effective amount” or a “therapeutically effective amount” can vary from subject to subject, due to variation in metabolism of niraparib, age, weight, general condition of the subject, the condition

being treated, the severity of the condition being treated, and the judgment of the prescribing physician. As used herein, amelioration or lessening of the symptoms of a particular disease, disorder or condition by administration of a particular compound or pharmaceutical composition refers to any decrease of severity, delay in onset, slowing of progression, or shortening of duration, whether permanent or temporary, lasting or transient that is attributed to or associated with administration of the compound or composition.

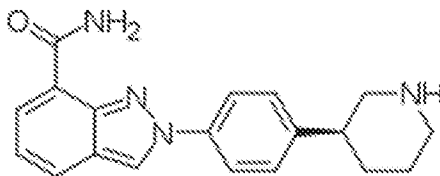
**[0036]** The terms “treat,” “treating” or “treatment,” as used herein, include alleviating, abating or ameliorating a disease or condition, for example cancer, symptoms, preventing additional symptoms, ameliorating or preventing the underlying metabolic causes of symptoms, inhibiting the disease or condition, e.g., arresting the development of the disease or condition, relieving the disease or condition, causing regression of the disease or condition, relieving a condition caused by the disease or condition, or stopping the symptoms of the disease or condition either prophylactically and/or therapeutically.

**[0037]** As used herein, “weight percent,” “wt %,” “percent by weight,” “% by weight,” and variations thereof refer to the concentration of a substance as the weight of that substance divided by the total weight of the composition and multiplied by 100.

**[0038]** Other objects, features, and advantages of the methods and compositions described herein will become apparent from the following detailed description. It should be understood, however, that the detailed description and the specific examples, while indicating specific embodiments, are given by way of illustration only.

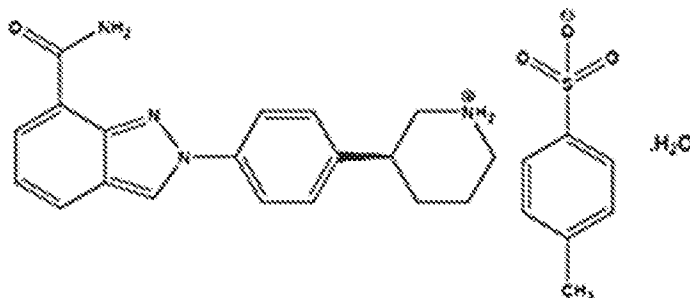
#### **Niraparib and Solid State Forms Thereof**

**[0039]** The present invention relates to solid dosage forms of niraparib and pharmaceutically acceptable salts thereof (e.g., niraparib tosylate monohydrate), including solid forms having desirable characteristics favorable for pharmaceutical development. Niraparib has the following structure:



**[0040]** Niraparib is an orally available, selective poly(ADP-ribose) polymerase (PARP) 1 and 2 inhibitor. Niraparib displays PARP 1 and 2 inhibition with  $IC_{50}$ =3.8 and 2.1 nM, respectively, and in a whole cell assay, it inhibited PARP activity with  $EC_{50}$  =4 nM and inhibited proliferation of cancer cells with mutant BRCA-1 and BRCA-2 with  $CC_{50}$  in the 10-100 nM range (see Jones et al., Journal Medicinal Chemistry, 2009, 52, 7170-7185). Methods of administering niraparib to cancer patients are also described in WO2018/005818, which is hereby incorporated by reference in its entirety.

**[0041]** The chemical name for niraparib tosylate monohydrate is 2-{4-[(3S)-piperidin-3-yl]phenyl}-2H-indazole-7-carboxamide 4-methylbenzenesulfonate hydrate (1:1:1) and it has the following chemical structure:



**[0042]** The empirical molecular formula for niraparib is  $C_{26}H_{30}N_4O_5S$  and its molecular weight is 510.61 g/mol. Niraparib tosylate monohydrate drug substance is a white to off-white, non-hygroscopic crystalline solid. Niraparib solubility is pH independent below the  $pK_a$  of 9.95, with an aqueous free base solubility of 0.7 mg/mL to 1.1 mg/mL across the physiological pH range.

**[0043]** Methods for preparation of niraparib include those described in WO 2014/088983; WO 2014/088984; US 8,071,623; US 8,436,185; US 62/489,415 filed April 24, 2017; and Jones et al., *J. Med. Chem.*, 52:7170-7185, 2009, each of which is incorporated by reference in its entirety. Niraparib prepared according to these methods can be used in the methods of preparation of the crystalline solid forms described herein. For example, crystalline Form I of 2-{4-[(3S)-piperidin-3-yl]phenyl}-2H-indazole-7-carboxamide can be prepared from solvent systems comprising water (e.g., as described in Example 1 and Example 2). Crystalline Form II of 2-{4-[(3S)-piperidin-3-yl]phenyl}-2H-indazole-7-carboxamide can be produced under anhydrous conditions. Crystalline Form III of 2-{4-[(3S)-piperidin-3-yl]phenyl}-2H-indazole-7-carboxamide can be produced from crystalline Form I under heating conditions (e.g., as described in Example 3).

**[0044]** Provided herein are crystalline solid forms of 4-toluenesulfonate salts of 2-{4-[(3S)-piperidin-3-yl]phenyl}-2H-indazole-7-carboxamide. For example, provided herein are crystalline solid forms of 4-toluenesulfonate salts of 2-{4-[(3S)-piperidin-3-yl]phenyl}-2H-indazole-7-carboxamide having 1:1 stoichiometry.

**[0045]** Provided herein is crystalline Form I of 2-{4-[(3S)-piperidin-3-yl]phenyl}-2H-indazole-7-carboxamide. Crystalline Form I of 2-{4-[(3S)-piperidin-3-yl]phenyl}-2H-indazole-7-carboxamide is the 4-toluenesulfonate salt and is a monohydrate. Crystalline Form I of 2-{4-[(3S)-piperidin-3-yl]phenyl}-2H-indazole-7-carboxamide is also referred to by interchangeable terms such as: Form I of 2-{4-[(3S)-piperidin-3-yl]phenyl}-2H-indazole-7-carboxamide; crystalline monohydrate Form I of 2-{4-[(3S)-piperidin-3-yl]phenyl}-2H-indazole-7-carboxamide; crystalline Form I of niraparib tosylate monohydrate; crystalline Form I; or Form I. Exemplary X-ray powder diffraction data for

Form I is provided in Figure 1 and Figure 6. Figure 2 shows an exemplary scanning differential calorimetry pattern for crystalline Form I of 2-{4-[(3S)-piperidin-3-yl]phenyl}-2H-indazole-7-carboxamide. Figure 3 shows an exemplary Raman spectroscopy pattern for crystalline Form I of 2-{4-[(3S)-piperidin-3-yl]phenyl}-2H-indazole-7-carboxamide. Figure 4 shows an exemplary infrared spectroscopy pattern for crystalline Form I of 2-{4-[(3S)-piperidin-3-yl]phenyl}-2H-indazole-7-carboxamide. Figure 5 shows an exemplary dynamic water vapor sorption pattern for crystalline Form I of 2-{4-[(3S)-piperidin-3-yl]phenyl}-2H-indazole-7-carboxamide.

**[0046]** Provided herein is crystalline Form II of 2-{4-[(3S)-piperidin-3-yl]phenyl}-2H-indazole-7-carboxamide. Crystalline Form II of 2-{4-[(3S)-piperidin-3-yl]phenyl}-2H-indazole-7-carboxamide is the 4-toluenesulfonate salt and is a non-stoichiometric hydrate. Crystalline Form II of 2-{4-[(3S)-piperidin-3-yl]phenyl}-2H-indazole-7-carboxamide is also referred to by interchangeable terms such as: Form II of 2-{4-[(3S)-piperidin-3-yl]phenyl}-2H-indazole-7-carboxamide; crystalline Form II of niraparib; crystalline Form II; or Form II.

**[0047]** Provided herein is crystalline Form III of 2-{4-[(3S)-piperidin-3-yl]phenyl}-2H-indazole-7-carboxamide. Crystalline Form III of 2-{4-[(3S)-piperidin-3-yl]phenyl}-2H-indazole-7-carboxamide is the 4-toluenesulfonate salt and is an anhydrous form. Exemplary X-ray powder diffraction data for Form III is provided in Figure 6 and Figure 7. Figure 2 shows an exemplary scanning differential calorimetry pattern for crystalline Form III of 2-{4-[(3S)-piperidin-3-yl]phenyl}-2H-indazole-7-carboxamide. Figure 8 shows an exemplary dynamic water vapor sorption pattern for crystalline anhydrous Form III of 2-{4-[(3S)-piperidin-3-yl]phenyl}-2H-indazole-7-carboxamide. Crystalline Form III of 2-{4-[(3S)-piperidin-3-yl]phenyl}-2H-indazole-7-carboxamide is also referred to by interchangeable terms such as: Form III of 2-{4-[(3S)-piperidin-3-yl]phenyl}-2H-indazole-7-carboxamide; crystalline anhydrous Form III of 2-{4-[(3S)-piperidin-3-yl]phenyl}-2H-indazole-7-carboxamide; crystalline Form III of niraparib; crystalline Form III; or Form III. Figure 2 shows an exemplary scanning differential calorimetry pattern for crystalline Form III of 2-{4-[(3S)-piperidin-3-yl]phenyl}-2H-indazole-7-carboxamide.

**[0048]** Solid forms of 2-{4-[(3S)-piperidin-3-yl]phenyl}-2H-indazole-7-carboxamide described herein can have beneficial properties, including favorable properties for use in methods of treatment or in methods of manufacture of pharmaceutical formulations. For example, a hydrochloride salt of 2-{4-[(3S)-piperidin-3-yl]phenyl}-2H-indazole-7-carboxamide has been shown to be highly hygroscopic. By contrast, crystalline Form I of 2-{4-[(3S)-piperidin-3-yl]phenyl}-2H-indazole-7-carboxamide is a non-hygroscopic solid form having suitable solubility properties, as well as favorable physical and chemical stability.

**[0049]** One embodiment provides a composition comprising crystalline Form I of niraparib tosylate monohydrate substantially free of Form II and Form III. Another embodiment provides the composition wherein the crystalline Form I of niraparib tosylate monohydrate has an X-ray powder diffraction pattern substantially as shown in Figure 1. Another embodiment provides the composition where the crystalline Form I of 2-{4-[(3S)-piperidin-3-yl]phenyl}-2H-indazole-7-carboxamide is characterized by at least one X-ray diffraction pattern reflection selected from a  $2\theta$  value of  $9.5\pm0.2$ ,  $12.4\pm0.2$ ,  $13.2\pm0.2$ ,  $17.4\pm0.2$ ,  $18.4\pm0.2$ ,  $21.0\pm0.2$ ,  $24.9\pm0.2$ ,  $25.6\pm0.2$ ,  $26.0\pm0.2$ , and  $26.9\pm0.2$ . Another embodiment provides the composition wherein the crystalline Form I of 2-{4-[(3S)-piperidin-3-yl]phenyl}-2H-indazole-7-carboxamide is characterized by an X-ray diffraction pattern reflection at  $2\theta = 24.9\pm0.2$ . Another embodiment provides the composition wherein the crystalline Form I is characterized by X-ray diffraction pattern reflections at  $2\theta$  values of  $9.5\pm0.2$  and  $26.0\pm0.2$ . Another embodiment provides the composition wherein the crystalline Form I is characterized by X-ray diffraction pattern reflections at a  $2\theta$  values of  $12.4\pm0.2$ ,  $13.2\pm0.2$ ,  $17.4\pm0.2$ ,  $18.4\pm0.2$ ,  $21.0\pm0.2$ ,  $25.6\pm0.2$ , and  $26.9\pm0.2$ . Another embodiment provides the composition wherein the crystalline Form I is characterized by at least one X-ray diffraction pattern reflection selected from a  $2\theta$  value of  $12.4\pm0.2$ ,  $13.2\pm0.2$ ,  $17.4\pm0.2$ ,  $18.4\pm0.2$ ,  $21.0\pm0.2$ ,  $25.6\pm0.2$ , and  $26.9\pm0.2$ . Another embodiment provides the composition wherein the crystalline Form I is characterized by at least two X-ray diffraction pattern reflections selected from a  $2\theta$  value of  $12.4\pm0.2$ ,  $13.2\pm0.2$ ,  $17.4\pm0.2$ ,  $18.4\pm0.2$ ,  $21.0\pm0.2$ ,  $25.6\pm0.2$ , and  $26.9\pm0.2$ . Another embodiment provides the composition wherein the crystalline Form I is characterized by at least three X-ray diffraction pattern reflections selected from a  $2\theta$  value of  $12.4\pm0.2$ ,  $13.2\pm0.2$ ,  $17.4\pm0.2$ ,  $18.4\pm0.2$ ,  $21.0\pm0.2$ ,  $25.6\pm0.2$ , and  $26.9\pm0.2$ . Another embodiment provides the composition wherein the crystalline Form I is characterized by at least four X-ray diffraction pattern reflections selected from a  $2\theta$  value of  $12.4\pm0.2$ ,  $13.2\pm0.2$ ,  $17.4\pm0.2$ ,  $18.4\pm0.2$ ,  $21.0\pm0.2$ ,  $25.6\pm0.2$ , and  $26.9\pm0.2$ . Another embodiment provides the composition wherein the crystalline Form I is characterized by a scanning differential calorimetry pattern substantially as shown in Figure 2. Another embodiment provides the composition wherein the crystalline Form I is characterized by a Raman spectroscopy pattern substantially as shown in Figure 3. Another embodiment provides the composition wherein the crystalline Form I is characterized by an infrared spectroscopy pattern substantially as shown in Figure 4. Another embodiment provides the composition wherein the crystalline Form I is characterized by a dynamic water vapor sorption pattern substantially as shown in Figure 5.

**[0050]** One embodiment provides a composition comprising crystalline Form II of 2-{4-[(3S)-piperidin-3-yl]phenyl}-2H-indazole-7-carboxamide substantially free of crystalline Form I of 2-{4-[(3S)-piperidin-3-yl]phenyl}-2H-indazole-7-carboxamide and crystalline Form III of 2-{4-[(3S)-

piperidin-3-yl]phenyl}-2H-indazole-7-carboxamide. One embodiment provides a composition comprising crystalline Form II of 2-{4-[(3S)-piperidin-3-yl]phenyl}-2H-indazole-7-carboxamide substantially free of crystalline Form I of 2-{4-[(3S)-piperidin-3-yl]phenyl}-2H-indazole-7-carboxamide. One embodiment provides a composition comprising crystalline Form II 2-{4-[(3S)-piperidin-3-yl]phenyl}-2H-indazole-7-carboxamide and crystalline Form III of 2-{4-[(3S)-piperidin-3-yl]phenyl}-2H-indazole-7-carboxamide substantially free of crystalline Form I of 2-{4-[(3S)-piperidin-3-yl]phenyl}-2H-indazole-7-carboxamide. In one embodiment, crystalline Form II is characterized by at least one X-ray diffraction pattern reflection selected from a  $2\theta$  value of  $9.7\pm0.3$ ,  $12.8\pm0.3$ ,  $17.9\pm0.3$ ,  $19.7\pm0.3$ , and  $21.8\pm0.3$ . In one embodiment, crystalline Form II has an X-ray powder diffraction pattern substantially as shown in Figure 9 for Form II.

**[0051]** One embodiment provides a composition comprising crystalline Form III of 2-{4-[(3S)-piperidin-3-yl]phenyl}-2H-indazole-7-carboxamide substantially free of crystalline Form I of 2-{4-[(3S)-piperidin-3-yl]phenyl}-2H-indazole-7-carboxamide and crystalline Form II of 2-{4-[(3S)-piperidin-3-yl]phenyl}-2H-indazole-7-carboxamide. One embodiment provides a composition comprising crystalline Form III of 2-{4-[(3S)-piperidin-3-yl]phenyl}-2H-indazole-7-carboxamide substantially free of crystalline Form I of 2-{4-[(3S)-piperidin-3-yl]phenyl}-2H-indazole-7-carboxamide. One embodiment provides crystalline Form III characterized by at least one X-ray diffraction pattern reflection selected from a  $2\theta$  value of  $17.8\pm0.2$ ,  $19.0\pm0.2$ , or  $22.8\pm0.2$ . One embodiment provides crystalline Form III that has an X-ray powder diffraction pattern substantially as shown in Figure 9 for Form III. One embodiment provides crystalline Form III of 2-{4-[(3S)-piperidin-3-yl]phenyl}-2H-indazole-7-carboxamide that has an X-ray powder diffraction pattern substantially as shown in Figure 7. One embodiment provides crystalline Form III of 2-{4-[(3S)-piperidin-3-yl]phenyl}-2H-indazole-7-carboxamide characterized by a dynamic water vapor sorption pattern substantially as shown in Figure 8. One embodiment provides crystalline Form III of 2-{4-[(3S)-piperidin-3-yl]phenyl}-2H-indazole-7-carboxamide characterized by a scanning differential calorimetry pattern substantially as shown in Figure 2.

**[0052]** Niraparib is a selective poly(ADP-ribose) polymerase (PARP) 1 and 2 inhibitor which selectively kills tumor cells in vitro and in mouse xenograft models. PARP inhibition leads to irreparable double strand breaks (DSBs), use of the error-prone DNA repair pathway, resultant genomic instability, and ultimately cell death. Additionally, PARP trapped at genetic lesions as a result of the suppression of autophagy can contribute to cytotoxicity.

**[0053]** ZEJULA<sup>TM</sup> is indicated for the maintenance or treatment of adult patients with recurrent epithelial ovarian, fallopian tube, or primary peritoneal cancer following a complete or partial response to platinum-based chemotherapy. Each ZEJULA<sup>TM</sup> capsule contains 100 mg of niraparib



(as tosylate monohydrate). The hard capsules have a white body with “100 mg” printed in black ink, and a purple cap with “Niraparib” printed in white ink. The recommended dose of ZEJULA<sup>TM</sup> as monotherapy is three 100 mg capsules taken orally once daily, equivalent to a total daily dose of 300 mg.

**[0054]** Provided herein is an oral composition containing niraparib or its pharmaceutically acceptable salts. In some embodiments, the oral composition includes from about 20 wt% to about 60 wt% of niraparib for treatment of a disorder or condition such as cancer; and a pharmaceutically acceptable carrier, wherein the niraparib is distributed with substantial uniformity throughout the pharmaceutically acceptable carrier.

**[0055]** In some embodiments, the disorder or condition is cancer, for example, ovarian cancer.

**[0056]** In some embodiments, the niraparib is a pharmaceutically acceptable salt thereof. In some embodiments, the pharmaceutically acceptable salt is niraparib tosylate monohydrate.

**[0057]** In some embodiments, the niraparib tosylate monohydrate is a crystalline Form I substantially free of Form II and Form III. Another embodiment provides the composition wherein the crystalline Form I of niraparib tosylate monohydrate has an X-ray powder diffraction pattern substantially as shown in Figure 1.

**[0058]** In some embodiments, the pharmaceutical composition comprises about 50 mg to about 300 mg of niraparib tosylate monohydrate. In some embodiments, the pharmaceutical composition comprises about 50 mg to about 300 mg of niraparib tosylate monohydrate as a crystalline Form I substantially free of Form II and Form III. Another embodiment provides the composition wherein the crystalline Form I of niraparib tosylate monohydrate has an X-ray powder diffraction pattern substantially as shown in Figure 1.

**[0059]** For example, the pharmaceutical composition can comprise about 100 mg to about 200 mg of niraparib tosylate monohydrate. For example, the pharmaceutical composition can comprise about 125 mg to about 175 mg of niraparib tosylate monohydrate.

**[0060]** The formulation can comprise one or more components, including niraparib. The components can be combined to create a powder blend that is used to fill capsules. For example, the powder blend can be filled into gelatin capsules, such as size 0 gelatin capsules.

**[0061]** The niraparib may be present in the formulation as a pharmaceutically acceptable salt. For example, the niraparib can be niraparib tosylate monohydrate.

**[0062]** The formulation can comprise one or more diluents. For example, the formulation can comprise lactose monohydrate.

**[0063]** The formulation can comprise one or more lubricants. For example, For example, the formulation can comprise magnesium stearate.

**[0064]** An exemplary niraparib formulation of the present invention comprises 100 mg of niraparib (based on free base, 1.000 mg niraparib anhydrous free base is equivalent to 1.594 mg niraparib tosylate monohydrate), 254.5 mg of lactose monohydrate and magnesium stearate. An exemplary niraparib formulation of the present invention comprises 100 mg of niraparib (based on free base, 1.000 mg niraparib anhydrous free base is equivalent to 1.594 mg niraparib tosylate monohydrate), 254.5 mg of lactose monohydrate, and magnesium stearate. It may also optionally comprise tartrazine.

***Niraparib Concentration/Amount***

**[0065]** By means of methods and compositions described herein, formulations can be made that achieve therapeutically effective pharmacokinetic profiles. For example, therapeutically effective doses of niraparib can be administered once, twice or three times daily in capsules using the manufacturing methods and compositions that have been described herein to achieve these results. In some embodiments, the niraparib is present in an amount of from about 20-80 wt %, about 45-70 wt %, about 40-50 wt %, about 45-55 wt %, about 50-60 wt %, about 55-65 wt %, about 60-70 wt %, about 65-75 wt %, about 70-80 wt %, or about 40-60 wt %. In some embodiments, the niraparib is niraparib tosylate monohydrate is a crystalline Form I substantially free of Form II and Form III. Another embodiment provides the composition wherein the crystalline Form I of niraparib tosylate monohydrate has an X-ray powder diffraction pattern substantially as shown in Figure 1.

**[0066]** In some embodiments, the compositions described herein have a concentration of niraparib of from about 1% to about 50%, from about 5% to about 50%, from about 10% to about 50%, from about 15% to about 50%, from about 20% to about 50%, from about 25% to about 50%, from about 30% to about 50%, from about 35% to about 50%, from about 40% to about 50%, or from about 45% to about 50% by weight of the composition. In some embodiments, the niraparib is niraparib tosylate monohydrate is a crystalline Form I substantially free of Form II and Form III. Another embodiment provides the composition wherein the crystalline Form I of niraparib tosylate monohydrate has an X-ray powder diffraction pattern substantially as shown in Figure 1.

**[0067]** In some embodiments, the compositions described herein have a concentration of niraparib of from about 1% to about 45%, from about 5% to about 45%, from about 10% to about 45%, from about 15% to about 45%, from about 20% to about 45%, from about 25% to about 45%, from about 30% to about 45%, from about 35% to about 45%, or from about 40% to about 45% by weight of the composition. In some embodiments, the niraparib is niraparib tosylate monohydrate is a crystalline Form I substantially free of Form II and Form III. Another embodiment provides the composition wherein the crystalline Form I of niraparib tosylate monohydrate has an X-ray powder diffraction pattern substantially as shown in Figure 1.

**[0068]** In some embodiments, the compositions described herein have a concentration of niraparib of from about 1% to about 40%, from about 5% to about 40%, from about 10% to about 40%, from about 15% to about 40%, from about 20% to about 40%, from about 25% to about 40%, from about 30% to about 40%, from about 35% to about 40% by weight of the composition. In some embodiments, the niraparib is niraparib tosylate monohydrate is a crystalline Form I substantially free of Form II and Form III. Another embodiment provides the composition wherein the crystalline Form I of niraparib tosylate monohydrate has an X-ray powder diffraction pattern substantially as shown in Figure 1.

**[0069]** In some embodiments, the compositions described herein have a concentration of niraparib of from about 1% to about 35%, from about 5% to about 35%, from about 10% to about 35%, from about 15% to about 35%, from about 20% to about 35%, from about 25% to about 35%, or from about 30% to about 35% by weight of the composition. In some embodiments, the niraparib is niraparib tosylate monohydrate is a crystalline Form I substantially free of Form II and Form III. Another embodiment provides the composition wherein the crystalline Form I of niraparib tosylate monohydrate has an X-ray powder diffraction pattern substantially as shown in Figure 1.

**[0070]** In some embodiments, the compositions described herein have a concentration of niraparib of about 1%, 5%, 10%, 15%, 20%, 25%, 30%, 35%, 40%, 45%, or 50% by weight of the composition. In some embodiments, the compositions described herein have a concentration of niraparib tosylate monohydrate of about 19.16% by weight of the composition. In some embodiments, the compositions described herein have a concentration of niraparib tosylate monohydrate of about 38.32% by weight of the composition. In some embodiments, the compositions described herein have a concentration of niraparib tosylate monohydrate of about 57.48% by weight of the composition. In some embodiments, the compositions described herein have a concentration of niraparib tosylate monohydrate of about 76.64% by weight of the composition. In some embodiments, the niraparib is niraparib tosylate monohydrate is a crystalline Form I substantially free of Form II and Form III. Another embodiment provides the composition wherein the crystalline Form I of niraparib tosylate monohydrate has an X-ray powder diffraction pattern substantially as shown in Figure 1.

**[0071]** In some embodiments, the compositions described herein have an amount of niraparib of from about 1 mg to 5 mg, 5 mg to 10 mg, 10 mg to 20 mg, 20 mg to 25 mg, 25 mg to 50 mg, 50 mg to 75 mg, 70 mg to 95 mg, 90 mg to 115 mg, 110 mg to 135 mg, 130 mg to 155 mg, 150 mg to 175 mg, 170 to 195 mg, 190 mg to 215 mg, 210 mg to 235 mg, 230 mg to 255 mg, 250 mg to 275 mg, 270 mg to 300 mg, 290 mg to 315 mg, 310 mg to 335 mg, 330 mg to 355 mg, 350 mg to 375 mg, 370 mg to 400 mg, 400 mg to 450 mg, 450 mg to 500 mg, 500 mg to 550 mg, 550 mg to 600 mg,

600 mg to 650 mg, 650 mg to 700 mg, 700 mg to 750 mg, 750 mg to 800 mg, 800 mg to 850 mg, 850 mg to 900 mg, 900 mg to 950 mg, or 950 mg to 1000 mg. In some embodiments, the niraparib is niraparib tosylate monohydrate is a crystalline Form I substantially free of Form II and Form III. Another embodiment provides the composition wherein the crystalline Form I of niraparib tosylate monohydrate has an X-ray powder diffraction pattern substantially as shown in Figure 1. For example, the compositions described herein can have an amount of niraparib tosylate monohydrate of from about 1 mg to about 1000 mg, for example, from about 1 mg to 5 mg, 5 mg to 10 mg, 10 mg to 20 mg, 20 mg to 25 mg, 25 mg to 50 mg, 50 mg to 75 mg, 70 mg to 95 mg, 90 mg to 115 mg, 110 mg to 135 mg, 130 mg to 155 mg, 150 mg to 175 mg, 170 to 195 mg, 190 mg to 215 mg, 210 mg to 235 mg, 230 mg to 255 mg, 250 mg to 275 mg, 270 mg to 300 mg, 290 mg to 315 mg, 310 mg to 335 mg, 330 mg to 355 mg, 350 mg to 375 mg, 370 mg to 400 mg, 400 mg to 450 mg, 450 mg to 500 mg, 500 mg to 550 mg, 550 mg to 600 mg, 600 mg to 650 mg, 650 mg to 700 mg, 700 mg to 750 mg, 750 mg to 800 mg, 800 mg to 850 mg, 850 mg to 900 mg, 900 mg to 950 mg, or 950 mg to 1000 mg.

**[0072]** In some embodiments, the compositions described herein have an amount of niraparib of about 1 mg, 5 mg, 10 mg, 20 mg, 25 mg, 35 mg, 50 mg, 75 mg, 100 mg, 125 mg, 150 mg, 175 mg, 200 mg, 225 mg, 250 mg to 275 mg, 300 mg, 325 mg, 350 mg 375 mg, 400 mg, 425 mg, 450 mg, 475 mg, 500 mg, 550 mg, 600 mg, 650 mg, 700 mg, 750 mg, 800 mg, 850 mg, 900 mg, 950 mg, or 1000 mg. In some embodiments, the niraparib is niraparib tosylate monohydrate is a crystalline Form I substantially free of Form II and Form III. Another embodiment provides the composition wherein the crystalline Form I of niraparib tosylate monohydrate has an X-ray powder diffraction pattern substantially as shown in Figure 1. For example, the compositions described herein can have an amount of niraparib tosylate monohydrate of about 1 mg, 5 mg, 10 mg, 20 mg, 25 mg, 35 mg, 50 mg, 75 mg, 100 mg, 125 mg, 150 mg, 175 mg, 200 mg, 225 mg, 250 mg to 275 mg, 300 mg, 325 mg, 350 mg 375 mg, 400 mg, 425 mg, 450 mg, 475 mg, 500 mg, 550 mg, 600 mg, 650 mg, 700 mg, 750 mg, 800 mg, 850 mg, 900 mg, 950 mg, or 1000 mg.

**[0073]** In some embodiments, the compositions described herein have an amount of niraparib of about 25 mg, about 50 mg, about 100 mg, about 150 mg, about 200 mg, about 250 mg, about 300 mg, about 350 mg, about 400 mg, about 450 mg, or about 500 mg. For example, the compositions described herein can have an amount of niraparib tosylate monohydrate of about 25 mg, about 50 mg, about 100 mg, about 150 mg, about 200 mg, about 250 mg, about 300 mg, about 350 mg, about 400 mg, about 450 mg, or about 500 mg. In some embodiments, the compositions described herein have an amount of niraparib tosylate monohydrate of about 79.7 mg. In some embodiments, the compositions described herein have an amount of niraparib tosylate monohydrate of about 159.4 mg.

In some embodiments, the compositions described herein have an amount of niraparib tosylate monohydrate of about 159.4 mg, wherein the niraparib is niraparib tosylate monohydrate is a crystalline Form I substantially free of Form II and Form III. In some embodiments, the compositions described herein have an amount of niraparib tosylate monohydrate of about 159.4 mg, wherein the niraparib is niraparib tosylate monohydrate is a crystalline Form I substantially free of Form II and Form III. In some embodiments, the compositions described herein have an amount of niraparib tosylate monohydrate of about 159.4 mg, wherein the niraparib tosylate monohydrate is the crystalline Form I with an X-ray powder diffraction pattern substantially as shown in Figure 1. In some embodiments, the compositions described herein have an amount of niraparib tosylate monohydrate of about 318.8 mg. In some embodiments, the compositions described herein have an amount of niraparib tosylate monohydrate of about 478.2 mg. In some embodiments, the niraparib is niraparib tosylate monohydrate is a crystalline Form I substantially free of Form II and Form III. Another embodiment provides the composition wherein the crystalline Form I of niraparib tosylate monohydrate has an X-ray powder diffraction pattern substantially as shown in Figure 1.

***Pharmaceutically acceptable excipients***

**[0074]** In some aspects, the pharmaceutical composition disclosed herein comprises one or more pharmaceutically acceptable excipients. Exemplary pharmaceutically acceptable excipients for the purposes of pharmaceutical compositions disclosed herein include, but are not limited to, binders, disintegrants, superdisintegrants, lubricants, diluents, fillers, flavors, glidants, sorbents, solubilizers, chelating agents, emulsifiers, thickening agents, dispersants, stabilizers, suspending agents, adsorbents, granulating agents, preservatives, buffers, coloring agents and sweeteners or combinations thereof. Examples of binders include microcrystalline cellulose, hydroxypropyl methylcellulose, carboxyvinyl polymer, polyvinylpyrrolidone, polyvinylpolypyrrolidone, carboxymethylcellulose calcium, carboxymethylcellulose sodium, ceratonia, chitosan, cottonseed oil, dextrans, dextrin, ethylcellulose, gelatin, glucose, glyceryl behenate, galactomannan polysaccharide, hydroxyethyl cellulose, hydroxyethylmethyl cellulose, hydroxypropyl cellulose, hypromellose, inulin, lactose, magnesium aluminum silicate, maltodextrin, methylcellulose, poloxamer, polycarbophil, polydextrose, polyethylene glycol, polyethylene oxide, polymethacrylates, sodium alginate, sorbitol, starch, sucrose, sunflower oil, vegetable oil, tocopherol, zein, or combinations thereof. Examples of disintegrants include hydroxypropyl methylcellulose (HPMC), low substituted hydroxypropyl cellulose (L-HPC), croscarmellose sodium, sodium starch glycolate, lactose, magnesium aluminum silicate, methylcellulose, polacrillin potassium, sodium alginate, starch, or combinations thereof. Examples of a lubricant include stearic acid, sodium stearyl fumarate, glyceryl behenate, calcium stearate, glycerin monostearate, glyceryl palmitostearate, magnesium lauryl

sulfate, mineral oil, palmitic acid, myristic acid, poloxamer, polyethylene glycol, sodium benzoate, sodium chloride, sodium lauryl sulfate, talc, zinc stearate, potassium benzoate, magnesium stearate or combinations thereof. Examples of diluents include talc, ammonium alginate, calcium carbonate, calcium lactate, calcium phosphate, calcium silicate, calcium sulfate, cellulose, cellulose acetate, corn starch, dextrates, dextrin, dextrose, erythritol, ethylcellulose, fructose, fumaric acid, glyceryl palmitostearate, isomalt, kaolin, lactitol, lactose, magnesium carbonate, magnesium oxide, maltodextrin, maltose, mannitol, microcrystalline cellulose, polydextrose, polymethacrylates, simethicone, sodium alginate, sodium chloride, sorbitol, starch, sucrose, sulfobutylether  $\beta$ -cyclodextrin, tragacanth, trehalose, xylitol, or combinations thereof. In some embodiments, the pharmaceutically acceptable excipient is hydroxypropyl methylcellulose (HPMC). In some embodiments, the pharmaceutically acceptable excipient is low substituted hydroxypropyl cellulose (L-HPC). In some embodiments, the pharmaceutically acceptable excipient is lactose. In some embodiments, the pharmaceutically acceptable excipient is lactose monohydrate. In some embodiments, the pharmaceutically acceptable excipient is magnesium stearate. In some embodiments, the pharmaceutically acceptable excipient is lactose monohydrate and magnesium stearate.

**[0075]** Various useful fillers or diluents include, but are not limited to calcium carbonate (Barcroft™, MagGran™, Millicarb™, Pharma- Carb™, Precarb™, Sturcal™, Vivapres Ca™), calcium phosphate, dibasic anhydrous (Emcompress Anhydrous™, Fujicalin™), calcium phosphate, dibasic dihydrate (Calstar™, Di-Cafos™, Emcompress™), calcium phosphate tribasic (Tri-Cafos™, TRI- TAB™), calcium sulphate (Destab™, Drierite™, Snow White™, Cal-Tab™, Compactrol™), cellulose powdered (Arbocel™, Elcema™, Sanacet™), silicified microcrystalline cellulose, cellulose acetate, compressible sugar (Di- Pac™), confectioner's sugar, dextrates (Candex™, Emdex™), dextrin (Avedex™, Caloreen™, Primogran W™), dextrose (Caridex™, Dextrofin™, Tab fine D-IOO™), fructose (Fructofin™, Krystar™), kaolin (Lion™, Sim 90™), lactitol (Finlac DC™, Finlac MCX™), lactose (Anhydrox™, CapsuLac™, Fast-Flo™, FlowLac™, GranuLac™, InhaLac™, Lactochem™, Lactohaie™, Lactopress™, Microfme™, Microtose™, Pharmatose™, Prisma Lac™, Respitose™, SacheLac™, SorboLac™, Super-Tab™, Tablettose™, Wyndale™, Zeparox™), lactose monohydrate, magnesium carbonate, magnesium oxide (MagGran MO™), maltodextrin (C\*Dry MD™, Lycatab DSH™, Maldex™, Maitagran™, Maltrin™, Maltrin QD™, Paselli MD 10 PH™, Star-Dri™), maltose (Advantose 100™), mannitol (Mannogem™, Pearlitol™), microcrystalline cellulose (Avicel PH™, Celex™, Celphere™, Ceolus KG™, Emcocel™, Pharmacel™, Tabulose™, Vivapur™), polydextrose (Litesse™), simethicone (Dow Corning Q7- 2243 LVA™, Cow Coming Q7-2587™, Sentry Simethicone™), sodium alginate (Keltone™, Protanal™), sodium chloride

(Alberger™), sorbitol (Liponec 70-NC™, Liponic 76-NCv, Meritol™, Neosorb™, Sorbitol Instant™, Sorbogem™), starch (Fluflex W™, Instant Pure-Cote™, Melojei™, Meritena Paygel 55™, Perfectamyl D6PH™, Pure- Cote™, Pure-Dent™, Pure-Gel™, Pure-Set™, Purity 21™, Purity 826™, Tablet White™), pregelatinized starch, sucrose, trehalose and xylitol, or mixtures thereof.

**[0076]** In some embodiments, a filler such as lactose monohydrate is present in an amount of about 5-90% by weight. In some embodiments, a filler such as lactose monohydrate is present in an amount of about 5-80% by weight. In some embodiments, a filler such as lactose monohydrate is present in an amount of about 5-70% by weight. In some embodiments, a filler such as lactose monohydrate is present in an amount of about 5-60% by weight. In some embodiments, a filler such as lactose monohydrate is present in an amount of about 5-50% by weight. In some embodiments, a filler such as lactose monohydrate is present in an amount of about 5-40% by weight. In some embodiments, a filler such as lactose monohydrate is present in an amount of about 5-30% by weight. In some embodiments, a filler such as lactose monohydrate is present in an amount of about 25-90% by weight. In some embodiments, a filler such as lactose monohydrate is present in an amount of about 25-80% by weight. In some embodiments, a filler such as lactose monohydrate is present in an amount of about 25-70% by weight. In some embodiments, a filler such as lactose monohydrate is present in an amount of about 25-60% by weight. In some embodiments, a filler such as lactose monohydrate is present in an amount of about 25-50% by weight. In some embodiments, a filler such as lactose monohydrate is present in an amount of about 25-40% by weight. In some embodiments, a filler such as lactose monohydrate is present in an amount of about 40-90% by weight. In some embodiments, a filler such as lactose monohydrate is present in an amount of about 40-80% by weight. In some embodiments, a filler such as lactose monohydrate is present in an amount of about 40-70% by weight. In some embodiments, a filler such as lactose monohydrate is present in an amount of about 40-60% by weight. In some embodiments, a filler such as lactose monohydrate is present in an amount of about 40-50% by weight. In some embodiments, a filler such as lactose monohydrate is present in an amount of about 40% by weight. In some embodiments, a filler such as lactose monohydrate is present in an amount of about 50% by weight. In some embodiments, a filler such as lactose monohydrate is present in an amount of about 60% by weight. In some embodiments, a filler such as lactose monohydrate is present in an amount of about 70% by weight. In some embodiments, a filler such as lactose monohydrate is present in an amount of about 80% by weight.

**[0077]** In some embodiments, a filler such as lactose monohydrate is present in an amount of from about 25 mg to about 1000 mg, from about 50 mg to about 1000 mg, from about 100 mg to about 1000 mg, from about 150 mg to about 1000 mg, from about 200 mg to about 1000 mg, from about 250 mg to about 1000 mg, from about 300 mg to about 1000 mg, from about 350 mg to about 1000

mg, from about 400 mg to about 1000 mg, from about 450 mg to about 1000 mg, or from about 500 mg to about 1000 mg. For example, a filler such as lactose monohydrate can be present in an amount of from about 25 mg to about 1000 mg, from about 50 mg to about 1000 mg, from about 100 mg to about 1000 mg, from about 150 mg to about 1000 mg, from about 200 mg to about 1000 mg, from about 250 mg to about 1000 mg, from about 300 mg to about 1000 mg, from about 350 mg to about 1000 mg, from about 400 mg to about 1000 mg, from about 450 mg to about 1000 mg, or from about 500 mg to about 1000 mg.

**[0078]** In some embodiments, a filler such as lactose monohydrate is present in an amount of from about 25 mg to about 50 mg, from about 50 mg to about 100 mg, from about 100 mg to about 150 mg, from about 150 mg to about 200 mg, from about 200 mg to about 250 mg, from about 250 mg to about 300 mg, from about 300 mg to about 350 mg, from about 350 mg to about 400 mg, from about 400 mg to about 450 mg, from about 450 mg to about 500 mg, or from about 500 mg to about 550 mg. For example, a filler such as lactose monohydrate can be present in an amount of from about 25 mg to about 50 mg, from about 50 mg to about 100 mg, from about 100 mg to about 150 mg, from about 150 mg to about 200 mg, from about 200 mg to about 250 mg, from about 250 mg to about 300 mg, from about 300 mg to about 350 mg, from about 350 mg to about 400 mg, from about 400 mg to about 450 mg, from about 450 mg to about 500 mg, or from about 500 mg to about 550 mg.

**[0079]** In some embodiments, a filler such as lactose monohydrate is present in an amount of about 15 mg, about 25 mg, about 50 mg, about 100 mg, about 150 mg, about 200 mg, about 250 mg, about 300 mg, about 350 mg, about 400 mg, about 450 mg, or about 500 mg. For example, a filler such as lactose monohydrate can be present in an amount of about 15 mg, about 25 mg, about 50 mg, about 100 mg, about 150 mg, about 200 mg, about 250 mg, about 300 mg, about 350 mg, about 400 mg, about 450 mg, or about 500 mg. In some embodiments, a filler such as lactose monohydrate is present in an amount of about 334.2 mg. In some embodiments, a filler such as lactose monohydrate is present in an amount of about 254.5 mg. In some embodiments, a filler such as lactose monohydrate is present in an amount of about 174.8 mg. In some embodiments, a filler such as lactose monohydrate is present in an amount of about 95.1 mg. In some embodiments, a filler such as lactose monohydrate is present in an amount of about 15.4 mg.

**[0080]** Various useful disintegrants include, but are not limited to, alginic acid (Protacid™, Satialgine H8™), calcium phosphate, tribasic (TRI-TAB™), carboxymethylcellulose calcium (ECG 505™), carboxymethylcellulose sodium (Akucell™, Finnfix™, Nymcel Tylose CB™), colloidal silicon dioxide (Aerosil™, Cab-O-Sil™, Wacker HDK™), croscarmellose sodium (Ac-Di-Sol™, Pharmacel XL™, Primellose™, Solutab™, Vivasol™), crospovidone (Collison CL™, Collison CL-M™, Polyplasdone XL™), docusate sodium, guar gum (Meyprodor™, Meyprofm™,



Meyproguar™), low substituted hydroxypropyl cellulose, magnesium aluminum silicate (Magnabite™, Neusilin™, Pharmsorb™, Veegum™), methylcellulose (Methocel™, Metolose™), microcrystalline cellulose (Avicel PH™, Ceolus KG™, Emcoel™, Ethispheres™, Fibrocel™, Pharmacel™, Vivapur™), povidone (Collison™, Plasdone™) sodium alginate (Kelcosol™, Ketone™, Protanal™), sodium starch glycolate, polacrilin potassium (Amberlite IRP88™), silicified microcrystalline cellulose (ProSotv™), starch (Aytex P™, Fluftex W™, Melojel™, Meritena™, Paygel 55™, Perfectamyl D6PH™, Pure-Bind™, Pure- Cote™, Pure- Dent™, Purity 21™, Purity 826™, Tablet White™) or pre- gelatinized starch (Lycatab PGST™, Merigel™, National 78-1551™, Pharma-Gel™, Prejel™, Sepistab ST 200™, Spreess B820™, Starch 1500 G™, Tablitz™, Unipure LD™), or mixtures thereof. In some embodiments, a disintegrant is optionally used in an amount of about 0-10 % by weight. In some embodiments, a disintegrant is present in an amount of from about 0.1 mg to 0.5 mg, 0.5 mg to 1 mg, 1 mg to 2 mg, 2 mg to 2.5 mg, 2.5 mg to 5 mg, 5 mg to 7.5 mg, 7 mg to 9.5 mg, 9 mg to 11.5 mg, 11 mg to 13.5 mg, 13 mg to 15.5 mg, 15 mg to 17.5 mg, 17 to 19.5 mg, 19 mg to 21.5 mg, 21 mg to 23.5 mg, 23 mg to 25.5 mg, 25 mg to 27.5 mg, 27 mg to 30 mg, 29 mg to 31.5 mg, 31 mg to 33.5 mg, 33 mg to 35.5 mg, 35 mg to 37.5 mg, 37 mg to 40 mg, 40 mg to 45 mg, 45 mg to 50 mg, 50 mg to 55 mg, 55 mg to 60 mg, 60 mg to 65 mg, 65 mg to 70 mg, 70 mg to 75 mg, 75 mg to 80 mg, 80 mg to 85 mg, 85 mg to 90 mg, 90 mg to 95 mg, or 95 mg to 100 mg. In some embodiments, a disintegrant is present in an amount of about 0.1 mg, 0.5 mg, 1 mg, 2 mg, 2.5 mg, 5 mg, 7 mg, 9 mg, 11 mg, 13 mg, 15 mg, 17 mg, 19 mg, 21 mg, 23 mg, 25 mg, 27.5 mg, 30 mg, 31.5 mg, 33.5 mg, 35.5 mg, 37.5 mg, 40 mg, 45 mg, 50 mg, 55 mg, 60 mg, 65 mg, 70 mg, 75 mg, 80 mg, 85 mg, 90 mg, 95 mg, or 100 mg.

**[0081]** Various useful lubricants include, but are not limited to, calcium stearate (HyQual™), glycerine monostearate (Imwitor™ 191 and 900, Kessco GMS5™, 450 and 600, Myvaplex 600P™, Myvatex™, Rita GMS™, Stepan GMS™, Tegin™, Tegin™ 503 and 515, Tegin 4100™, Tegin M™, Unimate GMS™), glyceryl behenate (Compritol 888 ATO™), glyceryl palmitostearate (Precirol ATO 5™), hydrogenated castor oil (Castorwax MP 80™, Croduret™, Cutina HR™, Fancol™, Simulsol 1293™), hydrogenated vegetable oil 0 type I (Sterotex™, Dynasan P60™, Hydrocote™, Lipovol HS-K™, Sterotex HM™), magnesium lauryl sulphate, magnesium stearate, medium-chain triglycerides (Captex 300™, Labrafac CCT™, Miglyol 810™, Neobee M5™, Nesatol™, Waglinol 3/9280™), poloxamer (Pluronic™, Synperonic™), polyethylene 5 glycol (Carbowax Sentry™, Lipo™, Lipoxol™, Lutrol E™, Pluriol E™), sodium benzoate (Antimol™), sodium chloride, sodium lauryl sulphate (Elfan 240™, Texapon KI 2P™), sodium stearyl fumarate (Pruv™), stearic acid (Hystrene™, industrene™, Kortacid 1895™, Pristerene™), talc (Altaic™, Luzenac™, Luzenac Pharma™, Magsil Osmanthus™, 0 Magsil Star™, Superiore™), sucrose stearate (Surfhope SE

Pharma D-1803 F<sup>TM</sup>) and zinc stearate (HyQual<sup>TM</sup>) or mixtures thereof. Examples of suitable lubricants include, but are not limited to, magnesium stearate, calcium stearate, zinc stearate, stearic acid, talc, glyceryl behenate, polyethylene glycol, polyethylene oxide polymers, sodium lauryl sulfate, magnesium lauryl sulfate, sodium oleate, sodium stearyl fumarate, DL-leucine, colloidal silica, and others as known in the art. In some embodiments a lubricant is magnesium stearate.

**[0082]** In some embodiments, a lubricant such as magnesium stearate is present in an amount of about 0.1-5% by weight. In some embodiments, a lubricant such as magnesium stearate is present in an amount of about 0.1-2% by weight. In some embodiments, a lubricant such as magnesium stearate is present in an amount of about 0.1-1% by weight. In some embodiments, a lubricant such as magnesium stearate is present in an amount of about 0.1-0.75% by weight. In some embodiments, a lubricant such as magnesium stearate is present in an amount of about 0.1-5% by weight. In some embodiments, a lubricant such as magnesium stearate is present in an amount of about 0.2-5% by weight. In some embodiments, a lubricant such as magnesium stearate is present in an amount of about 0.2-2% by weight. In some embodiments, a lubricant such as magnesium stearate is present in an amount of about 0.2-1% by weight. In some embodiments, a lubricant such as magnesium stearate is present in an amount of about 0.2-0.75% by weight. In some embodiments, a lubricant such as magnesium stearate is present in an amount of about 0.3% by weight. In some embodiments, a lubricant such as magnesium stearate is present in an amount of about 0.4% by weight. In some embodiments, a lubricant such as magnesium stearate is present in an amount of about 0.5% by weight. In some embodiments, a lubricant such as magnesium stearate is present in an amount of about 0.6% by weight. In some embodiments, a lubricant such as magnesium stearate is present in an amount of about 0.7% by weight. In some embodiments, a lubricant is present in an amount of from about 0.01 mg to 0.05 mg, 0.05 mg to 0.1 mg, 0.1 mg to 0.2 mg, 0.2 mg to 0.25 mg, 0.25 mg to 0.5 mg, 0.5 mg to 0.75 mg, 0.7 mg to 0.95 mg, 0.9 mg to 1.15 mg, 1.1 mg to 1.35 mg, 1.3 mg to 1.5 mg, 1.5 mg to 1.75 mg, 1.75 to 1.95 mg, 1.9 mg to 2.15 mg, 2.1 mg to 2.35 mg, 2.3 mg to 2.55 mg, 2.5 mg to 2.75 mg, 2.7 mg to 3.0 mg, 2.9 mg to 3.15 mg, 3.1 mg to 3.35 mg, 3.3 mg to 3.5 mg, 3.5 mg to 3.75 mg, 3.7 mg to 4.0 mg, 4.0 mg to 4.5 mg, 4.5 mg to 5.0 mg, 5.0 mg to 5.5 mg, 5.5 mg to 6.0 mg, 6.0 mg to 6.5 mg, 6.5 mg to 7.0 mg, 7.0 mg to 7.5 mg, 7.5 mg to 8.0 mg, 8.0 mg to 8.5 mg, 8.5 mg to 9.0 mg, 9.0 mg to 9.5 mg, or 9.5 mg to 10.0 mg. In some embodiments, a lubricant is present in an amount of about 0.01 mg, 0.05 mg, 0.1 mg, 0.2 mg, 0.25 mg, 0.5 mg, 0.7 mg, 0.9 mg, 1.1 mg, 1.3 mg, 1.5 mg, 1.7 mg, 1.9 mg, 2. mg, 2.3 mg, 2.5 mg, 2.75 mg, 3.0 mg, 3.1 mg, 3.3 mg, 3.5 mg, 3.7 mg, 4.0 mg, 4.5 mg, 5.0 mg, 5.5 mg, 6.0 mg, 6.5 mg, 7.0 mg, 7.5 mg, 8.0 mg, 8.5 mg, 9.0 mg, 9.5 mg, or 10.0 mg.

**[0083]** Various useful glidants include, but are not limited to, tribasic calcium phosphate (TRI-TAB™), calcium silicate, cellulose, powdered (Sanacel™, Solka-Floe™), colloidal silicon dioxide (Aerosil™, Cab-O-Sil M-5P™, Wacker HDK™), magnesium silicate, magnesium trisilicate, starch (Melojel™, Meritena™, Paygel 55™, Perfectamyl D6PH™, Pure-Bind™, Pure-Cote™, Pure-Dent™, Pure-Gel™, Pure-Set™, Purity 21™, Purity 826™, Tablet White™) and talc (Luzenac Pharma™, Magsil Osmanthus™, Magsil Star™, Superiore™), or mixtures thereof. In some embodiments, a glidant is optionally used in an amount of about 0-15% by weight. In some embodiments, a glidant is present in an amount of from about 0.1 mg to 0.5 mg, 0.5 mg to 1 mg, 1 mg to 2 mg, 2 mg to 2.5 mg, 2.5 mg to 5 mg, 5 mg to 7.5 mg, 7 mg to 9.5 mg, 9 mg to 11.5 mg, 11 mg to 13.5 mg, 13 mg to 15.5 mg, 15 mg to 17.5 mg, 17 to 19.5 mg, 19 mg to 21.5 mg, 21 mg to 23.5 mg, 23 mg to 25.5 mg, 25 mg to 27.5 mg, 27 mg to 30 mg, 29 mg to 31.5 mg, 31 mg to 33.5 mg, 33 mg to 35.5 mg, 35 mg to 37.5 mg, 37 mg to 40 mg, 40 mg to 45 mg, 45 mg to 50 mg, 50 mg to 55 mg, 55 mg to 60 mg, 60 mg to 65 mg, 65 mg to 70 mg, 70 mg to 75 mg, 75 mg to 80 mg, 80 mg to 85 mg, 85 mg to 90 mg, 90 mg to 95 mg, or 95 mg to 100 mg. In some embodiments, a glidant is present in an amount of about 0.1 mg, 0.5 mg, 1 mg, 2 mg, 2.5 mg, 5 mg, 7 mg, 9 mg, 11 mg, 13 mg, 15 mg, 17 mg, 19 mg, 21 mg, 23 mg, 25 mg, 27.5 mg, 30 mg, 31.5 mg, 33.5 mg, 35.5 mg, 37.5 mg, 40 mg, 45 mg, 50 mg, 55 mg, 60 mg, 65 mg, 70 mg, 75 mg, 80 mg, 85 mg, 90 mg, 95 mg, or 100 mg.

**[0084]** Pharmaceutically acceptable surfactants include, but are limited to both non-ionic and ionic surfactants suitable for use in pharmaceutical dosage forms. Ionic surfactants may include one or more of anionic, cationic or zwitterionic surfactants. Various useful surfactants include, but are not limited to, sodium lauryl sulfate, monooleate, monolaurate, monopalmitate, monostearate or another ester of polyoxyethylene sorbitane, sodium dioctylsulfosuccinate (DOSS), lecithin, stearyl alcohol, cetostearyl alcohol, cholesterol, polyoxyethylene ricin oil, polyoxyethylene fatty acid glycerides, poloxamer, or any other commercially available co-processed surfactant like SEPITRAP® 80 or SEPITRAP® 4000 and mixtures thereof. In some embodiments, surfactant is optionally used in an amount of about 0-5% by weight. In some embodiments, a surfactant is present in an amount of from about 0.1 mg to 0.5 mg, 0.5 mg to 1 mg, 1 mg to 2 mg, 2 mg to 2.5 mg, 2.5 mg to 5 mg, 5 mg to 7.5 mg, 7 mg to 9.5 mg, 9 mg to 11.5 mg, 11 mg to 13.5 mg, 13 mg to 15.5 mg, 15 mg to 17.5 mg, 17 to 19.5 mg, 19 mg to 21.5 mg, 21 mg to 23.5 mg, 23 mg to 25.5 mg, 25 mg to 27.5 mg, 27 mg to 30 mg, 29 mg to 31.5 mg, 31 mg to 33.5 mg, 33 mg to 35.5 mg, 35 mg to 37.5 mg, 37 mg to 40 mg, 40 mg to 45 mg, 45 mg to 50 mg, 50 mg to 55 mg, 55 mg to 60 mg, 60 mg to 65 mg, 65 mg to 70 mg, 70 mg to 75 mg, 75 mg to 80 mg, 80 mg to 85 mg, 85 mg to 90 mg, 90 mg to 95 mg, or 95 mg to 100 mg. In some embodiments, a surfactant is present in an amount of about 0.1 mg, 0.5 mg, 1 mg, 2 mg, 2.5 mg, 5 mg, 7 mg, 9 mg, 11 mg, 13 mg, 15 mg, 17 mg, 19 mg, 21 mg, 23 mg, 25 mg, 27.5 mg, 30

mg, 31.5 mg, 33.5 mg, 35.5 mg, 37.5 mg, 40 mg, 45 mg, 50 mg, 55 mg, 60 mg, 65 mg, 70 mg, 75 mg, 80 mg, 85 mg, 90 mg, 95 mg, or 100 mg.

### ***Stability***

**[0085]** In some embodiments, the pharmaceutical composition disclosed herein is stable for at least about: 30 days, 60 days, 90 days, 6 months, 1 year, 18 months, 2 years, 3 years, 4 years, or 5 years, for example about 80%-100% such as about: 80%, 90%, 95%, or 100% of the active pharmaceutical agent in the pharmaceutical composition is stable, e.g., as measured by High Performance Liquid Chromatography (HPLC). In some embodiments, about 80%-100% (e.g., about: 90%-100% or 95-100%) of niraparib or a pharmaceutically acceptable salt thereof (e.g., niraparib tosylate monohydrate) in the pharmaceutical composition disclosed herein is stable for at least about: 30, 60, 90, 180, 360, 540, or 720 days, for example greater than 90 days, which can be measured by HPLC. In some embodiments, about: 80%, 85%, 90%, 95%, or 100% (e.g., about 95%) of the crystalline Form I of niraparib tosylate monohydrate is stable for 30 days or more.

**[0086]** In some embodiments, the pharmaceutical formulations described herein are stable with respect to compound degradation (e.g., less than 30% degradation, less than 25% degradation, less than 20% degradation, less than 15% degradation, less than 10% degradation, less than 8% degradation, less than 5% degradation, less than 3% degradation, less than 2% degradation, or less than 5% degradation) over a period of any of at least about 1 day, at least about 2 days, at least about 3 days, at least about 4 days, at least about 5 days, at least about 6 days, at least about 1 week, at least about 2 weeks, at least about 3 weeks, at least about 4 weeks, at least about 5 weeks, at least about 6 weeks, at least about 7 weeks, at least about 8 weeks, at least about 3 months, at least about 4 months, at least about 5 months, at least about 6 months, at least about 7 months, at least about 8 months, at least about 9 months, at least about 10 months, at least about 11 months, at least about 12 months, at least about 24 months, or at least about 36 months under storage conditions (e.g., room temperature). In some embodiments, the formulations described herein are stable with respect to compound degradation over a period of at least about 1 week. In some embodiments, the formulations described herein are stable with respect to compound degradation over a period of at least about 1 month. In some embodiments, the formulations described herein are stable with respect to compound degradation over a period of at least about 3 months. In some embodiments, the formulations described herein are stable with respect to compound degradation over a period of at least about 6 months. In some embodiments, the formulations described herein are stable with respect to compound degradation over a period of at least about 9 months. In some embodiments, the formulations described herein are stable with respect to compound degradation over a period of at least about 12 months.

[0087] Methods for assessing the chemical storage stability of solid dosage forms under accelerated aging conditions have been described in the literature. See, e.g., S. T. Colgan, T. J. Watson, R. D. Whipple, R. Nosal, J. V. Beaman, D. De Antonis, "The Application of Science and Risk Based Concepts to Drug Substance Stability Strategies" J. Pharm. Innov. 7:205-2013 (2012); Waterman KC, Carella AJ, Gumkowski MJ, et al. Improved protocol and data analysis for accelerated shelf-life estimation of solid dosage forms. Pharm Res 2007; 24(4):780-90; and S. T. Colgan, R. J. Timpano, D. Diaz, M. Roberts, R. Weaver, K. Ryan, K. Fields, G. Scrivens, Opportunities for Lean Stability Strategies" J. Pharm. Innov. 9:259-271 (2014).

### *Capsules*

[0088] In some embodiments, the pharmaceutical composition is formulated into solid oral pharmaceutical dosage forms. Solid oral pharmaceutical dosage forms include, but are not limited to, tablets, capsules, powders, granules and sachets. For example, the solid oral pharmaceutical dosage form can be a capsule.

[0089] In some embodiments, a therapeutically effective amount of niraparib administered to a subject via a solid dosage form is in the range of about 1 mg to about 1000 mg. In some embodiments, the niraparib is niraparib tosylate monohydrate is a crystalline Form I substantially free of Form II and Form III. Another embodiment provides the composition wherein the crystalline Form I of niraparib tosylate monohydrate has an X-ray powder diffraction pattern substantially as shown in Figure 1. In some embodiments, a therapeutically effective amount of niraparib administered to a subject via a solid dosage form is in the range of from about 50 mg to about 300 mg. In some embodiments, a therapeutically effective amount of niraparib administered to a subject via a solid dosage form is in the range of from about 50 mg to about 300 mg, wherein the niraparib is niraparib tosylate monohydrate is a crystalline Form I substantially free of Form II and Form III. Another embodiment provides the dosage form comprising niraparib as the crystalline Form I of niraparib tosylate monohydrate with an X-ray powder diffraction pattern substantially as shown in Figure 1. In some embodiments, a niraparib formulation is administered as a solid dosage form at a concentration of about 50 mg to about 100 mg. In some embodiments, the niraparib formulation is administered as a solid dosage form at concentration of about 100 mg to about 300 mg. For example, a therapeutically effective amount of niraparib tosylate monohydrate crystalline Form I substantially free of Form II and Form III thereof administered to a subject via a solid dosage form can be from about 1 mg to 5 mg, 5 mg to 10 mg, 10 mg to 20 mg, 20 mg to 25 mg, 35 mg to 50 mg, 50 mg to 75 mg, 70 mg to 95 mg, 90 mg to 115 mg, 110 mg to 135 mg, 130 mg to 155 mg, 150 mg to 175 mg, 170 to 195 mg, 190 mg to 215 mg, 210 mg to 235 mg, 230 mg to 255 mg, 250 mg to 275 mg, 270 mg to 300 mg, 290 mg to 315 mg, 310 mg to 335 mg, 330 mg to 355 mg, 350 mg to 375 mg, 370 mg

to 400 mg, 400 mg to 450 mg, 450 mg to 500 mg, 500 mg to 550 mg, 550 mg to 600 mg, 600 mg to 650 mg, 650 mg to 700 mg, 700 mg to 750 mg, 750 mg to 800 mg, 800 mg to 850 mg, 850 mg to 900 mg, 900 mg to 950 mg, or 950 mg to 1000 mg. For example, a therapeutically effective amount of niraparib tosylate monohydrate administered to a subject via a solid dosage form can be from about 1 mg to about 1000 mg, for example, from about 1 mg to 5 mg, 5 mg to 10 mg, 10 mg to 20 mg, 20 mg to 25 mg, 35 mg to 50 mg, 50 mg to 75 mg, 70 mg to 95 mg, 90 mg to 115 mg, 110 mg to 135 mg, 130 mg to 155 mg, 150 mg to 175 mg, 170 to 195 mg, 190 mg to 215 mg, 210 mg to 235 mg, 230 mg to 255 mg, 250 mg to 275 mg, 270 mg to 300 mg, 290 mg to 315 mg, 310 mg to 335 mg, 330 mg to 355 mg, 350 mg to 375 mg, 370 mg to 400 mg, 400 mg to 450 mg, 450 mg to 500 mg, 500 mg to 550 mg, 550 mg to 600 mg, 600 mg to 650 mg, 650 mg to 700 mg, 700 mg to 750 mg, 750 mg to 800 mg, 800 mg to 850 mg, 850 mg to 900 mg, 900 mg to 950 mg, or 950 mg to 1000 mg. In some aspects, the solid oral dosage form can be administered one, two, or three times a day (b.i.d).

**[0090]** For example, a therapeutically effective amount of niraparib administered to a subject via a solid dosage form can be from about 1 mg to 5 mg, 5 mg to 10 mg, 10 mg to 20 mg, 20 mg to 25 mg, 25 mg to 50 mg, 50 mg to 75 mg, 70 mg to 95 mg, 90 mg to 115 mg, 110 mg to 135 mg, 130 mg to 155 mg, 150 mg to 175 mg, 170 to 195 mg, 190 mg to 215 mg, 210 mg to 235 mg, 230 mg to 255 mg, 250 mg to 275 mg, 270 mg to 300 mg, 290 mg to 315 mg, 310 mg to 335 mg, 330 mg to 355 mg, 350 mg to 375 mg, 370 mg to 400 mg, 400 mg to 450 mg, 450 mg to 500 mg, 500 mg to 550 mg, 550 mg to 600 mg, 600 mg to 650 mg, 650 mg to 700 mg, 700 mg to 750 mg, 750 mg to 800 mg, 800 mg to 850 mg, 850 mg to 900 mg, 900 mg to 950 mg, or 950 mg to 1000 mg. For example, a therapeutically effective amount of niraparib tosylate monohydrate administered to a subject via a solid dosage form can be from about 1 mg to 5 mg, 5 mg to 10 mg, 10 mg to 20 mg, 20 mg to 25 mg, 25 mg to 50 mg, 50 mg to 75 mg, 70 mg to 95 mg, 90 mg to 115 mg, 110 mg to 135 mg, 130 mg to 155 mg, 150 mg to 175 mg, 170 to 195 mg, 190 mg to 215 mg, 210 mg to 235 mg, 230 mg to 255 mg, 250 mg to 275 mg, 270 mg to 300 mg, 290 mg to 315 mg, 310 mg to 335 mg, 330 mg to 355 mg, 350 mg to 375 mg, 370 mg to 400 mg, 400 mg to 450 mg, 450 mg to 500 mg, 500 mg to 550 mg, 550 mg to 600 mg, 600 mg to 650 mg, 650 mg to 700 mg, 700 mg to 750 mg, 750 mg to 800 mg, 800 mg to 850 mg, 850 mg to 900 mg, 900 mg to 950 mg, or 950 mg to 1000 mg. In some embodiments, the niraparib is niraparib tosylate monohydrate is a crystalline Form I substantially free of Form II and Form III. Another embodiment provides the composition wherein the crystalline Form I of niraparib tosylate monohydrate has an X-ray powder diffraction pattern substantially as shown in Figure 1. In some aspects, the solid oral dosage form can be administered one, two, or three times a day (b.i.d).

**[0091]** For example, a therapeutically effective amount of niraparib administered to a subject via a solid dosage form can be about 1 mg to 5 mg, 5 mg to 10 mg, 10 mg to 20 mg, 20 mg to 25 mg, 25 mg to 50 mg, 50 mg to 75 mg, 70 mg to 95 mg, 90 mg to 115 mg, 110 mg to 135 mg, 130 mg to 155 mg, 150 mg to 175 mg, 170 to 195 mg, 190 mg to 215 mg, 210 mg to 235 mg, 230 mg to 255 mg, 250 mg to 275 mg, 270 mg to 300 mg, 290 mg to 315 mg, 310 mg to 335 mg, 330 mg to 355 mg, 350 mg to 375 mg, 370 mg to 400 mg, 400 mg to 450 mg, 450 mg to 500 mg, 500 mg to 550 mg, 550 mg to 600 mg, 600 mg to 650 mg, 650 mg to 700 mg, 700 mg to 750 mg, 750 mg to 800 mg, 800 mg to 850 mg, 850 mg to 900 mg, 900 mg to 950 mg, or 950 mg to 1000 mg. For example, a therapeutically effective amount of niraparib tosylate monohydrate administered to a subject via a solid dosage form can be about 1 mg to 5 mg, 5 mg to 10 mg, 10 mg to 20 mg, 20 mg to 25 mg, 35 mg to 50 mg, 50 mg to 75 mg, 70 mg to 95 mg, 90 mg to 115 mg, 110 mg to 135 mg, 130 mg to 155 mg, 150 mg to 175 mg, 170 to 195 mg, 190 mg to 215 mg, 210 mg to 235 mg, 230 mg to 255 mg, 250 mg to 275 mg, 270 mg to 300 mg, 290 mg to 315 mg, 310 mg to 335 mg, 330 mg to 355 mg, 350 mg to 375 mg, 370 mg to 400 mg, 400 mg to 450 mg, 450 mg to 500 mg, 500 mg to 550 mg, 550 mg to 600 mg, 600 mg to 650 mg, 650 mg to 700 mg, 700 mg to 750 mg, 750 mg to 800 mg, 800 mg to 850 mg, 850 mg to 900 mg, 900 mg to 950 mg, or 950 mg to 1000 mg. In some embodiments, the niraparib is niraparib tosylate monohydrate is a crystalline Form I substantially free of Form II and Form III. Another embodiment provides the composition wherein the crystalline Form I of niraparib tosylate monohydrate has an X-ray powder diffraction pattern substantially as shown in Figure 1. In some embodiments, a therapeutically effective amount of niraparib tosylate monohydrate administered to a subject via a solid dosage form is about 79.7 mg. In some embodiments, a therapeutically effective amount of niraparib tosylate monohydrate administered to a subject via a solid dosage form is about 159.4 mg. In some embodiments, a therapeutically effective amount of niraparib tosylate monohydrate administered to a subject via a solid dosage form is about 159.4 mg, wherein the niraparib is niraparib tosylate monohydrate is a crystalline Form I substantially free of Form II and Form III. In some embodiments, a therapeutically effective amount of niraparib tosylate monohydrate administered to a subject via a solid dosage form is about 318.8 mg. In some embodiments, a therapeutically effective amount of niraparib tosylate monohydrate administered to a subject via a solid dosage form is about 478.2 mg. In some aspects, the solid oral dosage form can be administered one, two, or three times a day (b.i.d.).

**[0092]** Contemplated compositions of the present invention provide a therapeutically effective amount of niraparib over an interval of about 30 minutes to about 8 hours after administration, enabling, for example, once-a-day, twice-a-day, three times a day, and etc. administration if desired.

**[0093]** In some embodiments, the weight ratio of an active pharmaceutical ingredient (e.g., niraparib tosylate monohydrate is a crystalline Form I substantially free of Form II and Form III) to a non-active pharmaceutical ingredient (e.g., lactose monohydrate) is from about 1:10 to about 10:1, respectively, for example about 1:2, about 1:3, about 1:4, about 1:5, about 1:6, about 1:7, about 1:8, about 1:9, about 1:10, about 10:1, about 9:1, about 8:1, about 7:1, about 6:1, about 5:1, about 4:1, about 3:1, or about 2:1. In some embodiments, the weight ratio of an active pharmaceutical ingredient (e.g., niraparib tosylate monohydrate is a crystalline Form I substantially free of Form II and Form III) to a non-active pharmaceutical ingredient (e.g., magnesium stearate) is from about 10:1 to about 100:1, respectively, for example about 10:1, about 20:1, about 30:1, about 40:1, about 50:1, about 60:1, about 70:1, about 80:1, or about 90:1. In some embodiments, the weight ratio of a non-active pharmaceutical ingredient (e.g., lactose monohydrate or magnesium stearate) to an active pharmaceutical ingredient (e.g., niraparib tosylate monohydrate is a crystalline Form I substantially free of Form II and Form III) to is from about 3:2 to about 11:1, from about 3:1 to about 7:1, from about 1:1 to about 5:1, from about 9:2 to about 11:2, from about 4:2 to about 6:2, about 5:1, or about 2.5:1. In some embodiments, the weight ratio of an active pharmaceutical ingredient (e.g., niraparib tosylate monohydrate is a crystalline Form I substantially free of Form II and Form III) to a non-active pharmaceutical ingredient (e.g., lactose monohydrate or magnesium stearate) is about 1:1.6. In some embodiments, the weight ratio of an active pharmaceutical ingredient (e.g., niraparib tosylate monohydrate is a crystalline Form I substantially free of Form II and Form III) to a non-active pharmaceutical ingredient (e.g., lactose monohydrate or magnesium stearate) is about 1:2. In some embodiments, the weight ratio of niraparib tosylate monohydrate to lactose monohydrate is about 38:61, for example, 38.32:61.18. In some embodiments, the weight ratio of niraparib tosylate monohydrate to magnesium stearate is about 77:1, for example, 76.64:1.

**[0094]** In some embodiments, the weight ratio of a first non-active pharmaceutical ingredient to a second non-active pharmaceutical ingredient is from about 5:1 to about 200:1, respectively, for example about 5:1, about 10:1, about 20:1, about 40:1, about 50:1, about 75:1, about 100:1, about 110:1, about 120:1, about 130:1, about 140:1, about 150:1, about 160:1, about 170:1, about 180:1, about 190:1, or about 200:1. In some embodiments, the weight ratio of lactose monohydrate to magnesium stearate is about 120:1 to about 125:1. In some embodiments, the weight ratio of lactose monohydrate to magnesium stearate is about 122.36:1.

### ***Indications Suitable for Treatment***

**[0095]** Any subject having cancer, including breast cancer, ovarian cancer, cervical cancer, epithelial ovarian cancer, fallopian tube cancer, primary peritoneal cancer, endometrial cancer, prostate cancer, testicular cancer, pancreatic cancer, esophageal cancer, head and neck cancer, gastric



cancer, bladder cancer, lung cancer (e.g., adenocarcinoma, NSCLC and SCLC), bone cancer (e.g., osteosarcoma), colon cancer, rectal cancer, thyroid cancer, brain and central nervous system cancers, glioblastoma, neuroblastoma, neuroendocrine cancer, rhabdoid cancer, keratoacanthoma, epidermoid carcinoma, seminoma, melanoma, sarcoma (e.g., liposarcoma), bladder cancer, liver cancer (e.g., hepatocellular carcinoma), kidney cancer (e.g., renal cell carcinoma), myeloid disorders (e.g., AML, CML, myelodysplastic syndrome and promyelocytic leukemia), and lymphoid disorders (e.g., leukemia, multiple myeloma, mantle cell lymphoma, ALL, CLL, B-cell lymphoma, T-cell lymphoma, Hodgkin's lymphoma, non-Hodgkin's lymphoma, hairy cell lymphoma) may be treated with compounds and methods described herein.

**[0096]** In some embodiments, the methods of the invention treat subjects with ovarian cancer. In some embodiments, the methods of the invention treat subjects with epithelial ovarian cancer. In some embodiments, the methods of the invention treat subjects with fallopian tube cancer. In some embodiments, the methods of the invention treat subjects with primary peritoneal cancer.

**[0097]** In some embodiments, the methods of the invention treat subjects with recurrent ovarian cancer. In some embodiments, the methods of the invention treat subjects with recurrent epithelial ovarian cancer. In some embodiments, the methods of the invention treat subjects with recurrent fallopian tube cancer. In some embodiments, the methods of the invention treat subjects with recurrent primary peritoneal cancer.

**[0098]** In some embodiments, the methods of the invention treat subjects with recurrent ovarian cancer following a complete or partial response to a chemotherapy, such as a platinum-based chemotherapy. In some embodiments, the methods of the invention treat subjects with recurrent epithelial ovarian cancer following a complete or partial response to a chemotherapy, such as a platinum-based chemotherapy. In some embodiments, the methods of the invention treat subjects with recurrent fallopian tube cancer following a complete or partial response to a chemotherapy, such as a platinum-based chemotherapy. In some embodiments, the methods of the invention treat subjects with recurrent primary peritoneal cancer following a complete or partial response to a chemotherapy, such as a platinum-based chemotherapy.

**[0099]** In some embodiments, the methods of the invention treat subjects with recurrent ovarian cancer, recurrent epithelial ovarian cancer, recurrent fallopian tube cancer and/or recurrent primary peritoneal cancer following a complete or partial response to a platinum-based chemotherapy, wherein the subjects begin the treatment no later than 8 weeks after their most recent platinum-containing regimen. For example, subjects can begin treatment with niraparib about 7 weeks after their most recent platinum-containing regimen. For example, subjects can begin treatment with niraparib about 6 weeks after their most recent platinum-containing regimen. For example, subjects

can begin treatment with niraparib about 6 weeks after their most recent platinum-containing regimen. For example, subjects can begin treatment with niraparib about 5 weeks after their most recent platinum-containing regimen. For example, subjects can begin treatment with niraparib about 4 weeks after their most recent platinum-containing regimen. For example, subjects can begin treatment with niraparib about 3 weeks after their most recent platinum-containing regimen. For example, subjects can begin treatment with niraparib about 2 weeks after their most recent platinum-containing regimen. For example, subjects can begin treatment with niraparib about 1 week after their most recent platinum-containing regimen.

**[00100]** In some embodiments, the methods of the invention treat subjects with prostate cancer

**[00101]** In some embodiments, the methods of the invention treat subjects with a pediatric cancer.

Exemplary pediatric cancers include, but are not limited to adrenocortical carcinoma, astrocytoma, atypical teratoid rhabdoid tumor, brain tumors, chondroblastoma, choroid plexus tumor, craniopharyngioma, desmoid tumor, dysembryoplastic neuroepithelial tumor (DNT), ependymoma, fibrosarcoma, germ cell tumor of the brain, glioblastoma multiforme, diffuse pontine glioma, low grade glioma, gliomatosis cerebri, hepatoblastoma, histiocytosis, kidney tumor, acute lymphoblastic leukemia (ALL), acute myeloid leukemia (AML), chronic myelogenous leukemia (CML), liposarcoma, liver cancer, Burkitt lymphoma, Hodgkin lymphoma, non-Hodgkin lymphoma, malignant fibrous histiocytoma, melanoma, myelodysplastic syndrome, nephroblastoma, neuroblastoma, neurofibrosarcoma, osteosarcoma, pilocytic astrocytoma, retinoblastoma, rhabdoid tumor of the kidney, rhabdomyosarcoma, Ewing sarcoma, soft tissue sarcoma, synovial sarcoma, spinal cord tumor and Wilm's tumor.

**[00102]** In some embodiments, the methods of the invention treat subjects with a cancer with a dosage of 1 mg, 5 mg, 10 mg, 20 mg, 25 mg, 35 mg, 50 mg, 75 mg, 100 mg, 125 mg, 150 mg, 175 mg, 200 mg, 225 mg, 250 mg to 275 mg, 300 mg, 325 mg, 350 mg, 375 mg, 400 mg, 425 mg, 450 mg, 475 mg, 500 mg, 550 mg, 600 mg, 650 mg, 700 mg, 750 mg, 800 mg, 850 mg, 900 mg, 950 mg, or 1000 mg of niraparib once-daily, twice-daily, or thrice-daily. In some embodiments, the methods of the invention treat subjects with a cancer with a dosage of 150 mg to 175 mg, 170 mg to 195 mg, 190 mg to 215 mg, 210 mg to 235 mg, 230 mg to 255 mg, 250 mg to 275 mg, 270 to 295 mg, 290 mg to 315 mg, 310 mg to 335 mg, 330 mg to 355 mg, 350 mg to 375 mg, or 370 mg to 400 mg of niraparib once-daily, twice-daily, or thrice-daily. In some embodiments, the methods of the invention treat subjects with a cancer with a dosage of 5 mg, 7.5 mg, 10 mg, 12.5 mg, 15 mg, 17.5 mg, 20 mg, 22.5 mg, 25 mg, 27.5 mg, 30 mg, 35 mg, 40 mg, 45 mg, 50 mg, 55 mg, 60 mg, 65 mg, 70 mg, 75 mg, 80 mg, 85 mg, 90 mg, 95 mg, or 100 mg of niraparib once-daily, twice-daily, or thrice-daily.

**[00103]** In some embodiments, the methods of the invention treat subjects with a cancer with a dosage of from about 1 mg to 5 mg, 5 mg to 10 mg, 10 mg to 20 mg, 20 mg to 25 mg, 35 mg to 50 mg, 50 mg to 75 mg, 70 mg to 95 mg, 90 mg to 115 mg, 110 mg to 135 mg, 130 mg to 155 mg, 150 mg to 175 mg, 170 to 195 mg, 190 mg to 215 mg, 210 mg to 235 mg, 230 mg to 255 mg, 250 mg to 275 mg, 270 mg to 300 mg, 290 mg to 315 mg, 310 mg to 335 mg, 330 mg to 355 mg, 350 mg to 375 mg, 370 mg to 400 mg, 400 mg to 450 mg, 450 mg to 500 mg, 500 mg to 550 mg, 550 mg to 600 mg, 600 mg to 650 mg, 650 mg to 700 mg, 700 mg to 750 mg, 750 mg to 800 mg, 800 mg to 850 mg, 850 mg to 900 mg, 900 mg to 950 mg, or 950 mg to 1000 mg of niraparib once-daily, twice-daily, or thrice-daily. In some embodiments, the methods of the invention treat subjects with a cancer with a dosage of from about 5 mg to 7.5 mg, 7 mg to 9.5 mg, 9 mg to 11.5 mg, 11 mg to 13.5 mg, 13 mg to 15.5 mg, 15 mg to 17.5 mg, 17 to 19.5 mg, 19 mg to 21.5 mg, 21 mg to 23.5 mg, 23 mg to 25.5 mg, 25 mg to 27.5 mg, 27 mg to 30 mg, 30 mg to 35 mg, 35 mg to 40 mg, 40 mg to 45 mg, 45 mg to 50 mg, 50 mg to 55 mg, 55 mg to 60 mg, 60 to 65 mg, 65 mg to 70 mg, 70 mg to 75 mg, 75 mg to 80 mg, 80 mg to 85 mg, 85 mg to 90 mg, 90 mg to 95 mg, or 95 mg to 100 mg of niraparib once-daily, twice-daily, or thrice-daily.

#### ***Administration of the Compositions***

**[00104]** The recommended dose of the niraparib capsule formulations described herein as monotherapy is three 100 mg capsules taken orally once daily, equivalent to a total daily dose of 300 mg. Patients may be encouraged to take their dose at approximately the same time each day. Bedtime administration may be a potential method for managing nausea.

**[00105]** As described herein, doses of 1 to 1000 mg of niraparib may be administered for treatment of subjects, and methods and compositions described herein may comprise once-daily, twice-daily, or thrice-daily administration of a dose of up to 1 mg, 5 mg, 10 mg, 20 mg, 25 mg, 35 mg, 50 mg, 75 mg, 100 mg, 125 mg, 150 mg, 175 mg, 200 mg, 225 mg, 250 mg to 275 mg, 300 mg, 325 mg, 350 mg, 375 mg, 400 mg, 425 mg, 450 mg, 475 mg, 500 mg, 550 mg, 600 mg, 650 mg, 700 mg, 750 mg, 800 mg, 850 mg, 900 mg, 950 mg, or 1000 mg once-daily, twice-daily, or thrice-daily. In some embodiments, the dose of niraparib is from 1 mg to 5 mg, 5 mg to 10 mg, 10 mg to 20 mg, 20 mg to 25 mg, 35 mg to 50 mg, 50 mg to 75 mg, 70 mg to 95 mg, 90 mg to 115 mg, 110 mg to 135 mg, 130 mg to 155 mg, 150 mg to 175 mg, 170 to 195 mg, 190 mg to 215 mg, 210 mg to 235 mg, 230 mg to 255 mg, 250 mg to 275 mg, 270 mg to 300 mg, 290 mg to 315 mg, 310 mg to 335 mg, 330 mg to 355 mg, 350 mg to 375 mg, 370 mg to 400 mg, 400 mg to 450 mg, 450 mg to 500 mg, 500 mg to 550 mg, 550 mg to 600 mg, 600 mg to 650 mg, 650 mg to 700 mg, 700 mg to 750 mg, 750 mg to 800 mg, 800 mg to 850 mg, 850 mg to 900 mg, 900 mg to 950 mg, or 950 mg to 1000 mg, once-daily, twice-daily, or thrice-daily. In some embodiments, the methods of the invention treat subjects

with a cancer with a dosage of 1 mg, 5 mg, 10 mg, 20 mg, 25 mg, 35 mg, 50 mg, 75 mg, 100 mg, 125 mg, 150 mg, 175 mg, 200 mg, 225 mg, 250 mg to 275 mg, 300 mg, 325 mg, 350 mg, 375 mg, 400 mg, 425 mg, 450 mg, 475 mg, 500 mg, 550 mg, 600 mg, 650 mg, 700 mg, 750 mg, 800 mg, 850 mg, 900 mg, 950 mg, or 1000 mg of niraparib once-daily, twice-daily, or thrice-daily.

**[00106]** In some embodiments, a total daily dose of niraparib of 1 mg to 1000 mg, for example, or 50 to 300 mg, is administered. In some embodiments, the daily dose of niraparib is niraparib tosylate monohydrate is a crystalline Form I substantially free of Form II and Form III. Another embodiment provides the daily dosage wherein the crystalline Form I of niraparib tosylate monohydrate has an X-ray powder diffraction pattern substantially as shown in Figure 1. In some embodiments, the total daily dose of niraparib administered exceeds 100 mg per day. In some embodiments, the total daily dose of niraparib administered exceeds 200 mg per day. In some embodiments, the total daily dose of niraparib administered exceeds 300 mg per day. In some embodiments, the total daily dose of niraparib administered exceeds 400 mg per day. In some embodiments, the total daily dose of niraparib administered exceeds 500 mg per day.

**[00107]** In some embodiments, the total daily dose of niraparib administered does not exceed 500 mg per day. In some embodiments, the daily dose of niraparib is niraparib tosylate monohydrate is a crystalline Form I substantially free of Form II and Form III. Another embodiment provides the daily dosage wherein the crystalline Form I of niraparib tosylate monohydrate has an X-ray powder diffraction pattern substantially as shown in Figure 1. In some embodiments, the total daily dose of niraparib administered does not exceed 300 mg per day. In some embodiments, the total daily dose of niraparib administered does not exceed 100 mg per day. In some embodiments, the total daily dose of niraparib administered does not exceed 50 mg per day. In some embodiments, the total daily dose of niraparib is from about 1 mg to 5 mg, 5 mg to 10 mg, 10 mg to 20 mg, 20 mg to 25 mg, 35 mg to 50 mg, 50 mg to 75 mg, 70 mg to 95 mg, 90 mg to 115 mg, 110 mg to 135 mg, 130 mg to 155 mg, 150 mg to 175 mg, 170 to 195 mg, 190 mg to 215 mg, 210 mg to 235 mg, 230 mg to 255 mg, 250 mg to 275 mg, 270 mg to 300 mg, 290 mg to 315 mg, 310 mg to 335 mg, 330 mg to 355 mg, 350 mg to 375 mg, 370 mg to 400 mg, 400 mg to 450 mg, 450 mg to 500 mg, 500 mg to 550 mg, 550 mg to 600 mg, 600 mg to 650 mg, 650 mg to 700 mg, 700 mg to 750 mg, 750 mg to 800 mg, 800 mg to 850 mg, 850 mg to 900 mg, 900 mg to 950 mg, or 950 mg to 1000 mg. the total daily dose of niraparib is about 1 mg, 5 mg, 10 mg, 20 mg, 25 mg, 35 mg, 50 mg, 75 mg, 100 mg, 125 mg, 150 mg, 175 mg, 200 mg, 225 mg, 250 mg to 275 mg, 300 mg, 325 mg, 350 mg, 375 mg, 400 mg, 425 mg, 450 mg, 475 mg, 500 mg, 550 mg, 600 mg, 650 mg, 700 mg, 750 mg, 800 mg, 850 mg, 900 mg, 950 mg, or 1000 mg. In some embodiments, the daily dose of niraparib is niraparib tosylate monohydrate is a crystalline Form I substantially free of Form II and Form III. Another embodiment provides the

daily dosage wherein the crystalline Form I of niraparib tosylate monohydrate has an X-ray powder diffraction pattern substantially as shown in Figure 1.

**[00108]** A therapeutically effective dose of niraparib tosylate monohydrate as a crystalline Form I substantially free of Form II and Form III is about 1 mg, 5 mg, 10 mg, 20 mg, 25 mg, 35 mg, 50 mg, 75 mg, 100 mg, 125 mg, 150 mg, 175 mg, 200 mg, 225 mg, 250 mg to 275 mg, 300 mg, 325 mg, 350 mg, 375 mg, 400 mg, 425 mg, 450 mg, 475 mg, 500 mg, 550 mg, 600 mg, 650 mg, 700 mg, 750 mg, 800 mg, 850 mg, 900 mg, 950 mg, or 1000 mg per day. In some embodiments, the amount of niraparib administered daily is from about 1 mg to 5 mg, 5 mg to 10 mg, 10 mg to 20 mg, 20 mg to 25 mg, 35 mg to 50 mg, 50 mg to 75 mg, 70 mg to 95 mg, 90 mg to 115 mg, 110 mg to 135 mg, 130 mg to 155 mg, 150 mg to 175 mg, 170 to 195 mg, 190 mg to 215 mg, 210 mg to 235 mg, 230 mg to 255 mg, 250 mg to 275 mg, 270 mg to 300 mg, 290 mg to 315 mg, 310 mg to 335 mg, 330 mg to 355 mg, 350 mg to 375 mg, 370 mg to 400 mg, 400 mg to 450 mg, 450 mg to 500 mg, 500 mg to 550 mg, 550 mg to 600 mg, 600 mg to 650 mg, 650 mg to 700 mg, 700 mg to 750 mg, 750 mg to 800 mg, 800 mg to 850 mg, 850 mg to 900 mg, 900 mg to 950 mg, or 950 mg to 1000 mg per day.

**[00109]** In some embodiments, the amount of niraparib tosylate monohydrate as a crystalline Form I substantially free of Form II and Form III is administered one time daily is 1 mg to 5 mg, 5 mg to 10 mg, 10 mg to 20 mg, 20 mg to 25 mg, 35 mg to 50 mg, 50 mg to 75 mg, 70 mg to 95 mg, 90 mg to 115 mg, 110 mg to 135 mg, 130 mg to 155 mg, 150 mg to 175 mg, 170 to 195 mg, 190 mg to 215 mg, 210 mg to 235 mg, 230 mg to 255 mg, 250 mg to 275 mg, 270 mg to 300 mg, 290 mg to 315 mg, 310 mg to 335 mg, 330 mg to 355 mg, 350 mg to 375 mg, 370 mg to 400 mg, 400 mg to 450 mg, 450 mg to 500 mg, 500 mg to 550 mg, 550 mg to 600 mg, 600 mg to 650 mg, 650 mg to 700 mg, 700 mg to 750 mg, 750 mg to 800 mg, 800 mg to 850 mg, 850 mg to 900 mg, 900 mg to 950 mg, or 950 mg to 1000 mg. In some embodiments, the amount of niraparib administered one time daily is 1 mg, 5 mg, 10 mg, 20 mg, 25 mg, 35 mg, 50 mg, 75 mg, 100 mg, 125 mg, 150 mg, 175 mg, 200 mg, 225 mg, 250 mg to 275 mg, 300 mg, 325 mg, 350 mg, 375 mg, 400 mg, 425 mg, 450 mg, 475 mg, 500 mg, 550 mg, 600 mg, 650 mg, 700 mg, 750 mg, 800 mg, 850 mg, 900 mg, 950 mg, or 1000 mg.

**[00110]** In some embodiments, the amount of niraparib tosylate monohydrate as a crystalline Form I substantially free of Form II and Form III is administered two times daily is 1 mg to 5 mg, 5 mg to 10 mg, 10 mg to 20 mg, 20 mg to 25 mg, 35 mg to 50 mg, 50 mg to 75 mg, 70 mg to 95 mg, 90 mg to 115 mg, 110 mg to 135 mg, 130 mg to 155 mg, 150 mg to 175 mg, 170 to 195 mg, 190 mg to 215 mg, 210 mg to 235 mg, 230 mg to 255 mg, 250 mg to 275 mg, 270 mg to 300 mg, 290 mg to 315 mg, 310 mg to 335 mg, 330 mg to 355 mg, 350 mg to 375 mg, 370 mg to 400 mg, 400 mg to 450 mg, 450 mg to 500 mg, 500 mg to 550 mg, 550 mg to 600 mg, 600 mg to 650 mg, 650 mg to 700 mg, 700 mg to 750 mg, 750 mg to 800 mg, 800 mg to 850 mg, 850 mg to 900 mg, 900 mg to 950 mg, or

950 mg to 1000 mg. In some embodiments, the amount of niraparib administered two times daily is 1 mg, 5 mg, 10 mg, 20 mg, 25 mg, 35 mg, 50 mg, 75 mg, 100 mg, 125 mg, 150 mg, 175 mg, 200 mg, 225 mg, 250 mg to 275 mg, 300 mg, 325 mg, 350 mg, 375 mg, 400 mg, 425 mg, 450 mg, 475 mg, 500 mg, 550 mg, 600 mg, 650 mg, 700 mg, 750 mg, 800 mg, 850 mg, 900 mg, 950 mg, or 1000 mg.

**[00111]** In some embodiments, the amount of niraparib tosylate monohydrate as a crystalline Form I substantially free of Form II and Form III is administered three times daily is 1 mg to 5 mg, 5 mg to 10 mg, 10 mg to 20 mg, 20 mg to 25 mg, 35 mg to 50 mg, 50 mg to 75 mg, 70 mg to 95 mg, 90 mg to 115 mg, 110 mg to 135 mg, 130 mg to 155 mg, 150 mg to 175 mg, 170 to 195 mg, 190 mg to 215 mg, 210 mg to 235 mg, 230 mg to 255 mg, 250 mg to 275 mg, 270 mg to 300 mg, 290 mg to 315 mg, 310 mg to 335 mg, 330 mg to 355 mg, 350 mg to 375 mg, 370 mg to 400 mg, 400 mg to 450 mg, 450 mg to 500 mg, 500 mg to 550 mg, 550 mg to 600 mg, 600 mg to 650 mg, 650 mg to 700 mg, 700 mg to 750 mg, 750 mg to 800 mg, 800 mg to 850 mg, 850 mg to 900 mg, 900 mg to 950 mg, or 950 mg to 1000 mg. In some embodiments, the amount of niraparib administered three times daily is 1 mg, 5 mg, 10 mg, 20 mg, 25 mg, 35 mg, 50 mg, 75 mg, 100 mg, 125 mg, 150 mg, 175 mg, 200 mg, 225 mg, 250 mg to 275 mg, 300 mg, 325 mg, 350 mg, 375 mg, 400 mg, 425 mg, 450 mg, 475 mg, 500 mg, 550 mg, 600 mg, 650 mg, 700 mg, 750 mg, 800 mg, 850 mg, 900 mg, 950 mg, or 1000 mg.

**[00112]** In some embodiments, the niraparib tosylate monohydrate as a crystalline Form I substantially free of Form II and Form III is present at a dose from about 1 mg to about 1000 mg, including, but not limited to, about 1 mg, 5 mg, 10.0 mg, 10.5 mg, 11.0 mg, 11.5 mg, 12.0 mg, 12.5 mg, 13.0 mg, 13.5 mg, 14.0 mg, 14.5 mg, 15.0 mg, 15.5 mg, 16 mg, 16.5 mg, 17 mg, 17.5 mg, 18 mg, 18.5 mg, 19 mg, 19.5 mg, 20 mg, 20.5 mg, 21 mg, 21.5 mg, 22 mg, 22.5 mg, 23 mg, 23.5 mg, 24 mg, 24.5 mg, 25 mg, 25.5 mg, 26 mg, 26.5 mg, 27 mg, 27.5 mg, 28 mg, 28.5 mg, 29 mg, 29.5 mg, 30 mg, 30.5 mg, 31 mg, 31.5 mg, 32 mg, 32.5 mg, 33 mg, 33.5 mg, 34 mg, 34.5 mg, 35 mg, 35.5 mg, 36 mg, 36.5 mg, 37 mg, 37.5 mg, 38 mg, 38.5 mg, 39 mg, 39.5 mg, 40 mg, 40.5 mg, 41 mg, 41.5 mg, 42 mg, 42.5 mg, 43 mg, 43.5 mg, 44 mg, 44.5 mg, 45 mg, 45.5 mg, 46 mg, 46.5 mg, 47 mg, 47.5 mg, 48 mg, 48.5 mg, 49 mg, 49.5 mg, 50 mg, 55 mg, 60 mg, 65 mg, 70 mg, 75 mg, 80 mg, 85 mg, 90 mg, 95 mg, 100, 105 mg, 110 mg, 115 mg, 120 mg, 120.5 mg, 121 mg, 121.5 mg, 122 mg, 122.5 mg, 123 mg, 123.5 mg, 124 mg, 124.5 mg, 125 mg, 125.5 mg, 126 mg, 126.5 mg, 127 mg, 127.5 mg, 128 mg, 128.5 mg, 129 mg, 129.5 mg, 130 mg, 135 mg, 140 mg, 145 mg, 150 mg, 155 mg, 160 mg, 165 mg, 170 mg, 175 mg, 180 mg, 185 mg, 190 mg, 195 mg, 200 mg, 225 mg, 250 mg to 275 mg, 300 mg, 325 mg, 350 mg, 375 mg, 400 mg, 425 mg, 450 mg, 475 mg, 500 mg, 550 mg, 600 mg, 650 mg, 700 mg, 750 mg, 800 mg, 850 mg, 900 mg, 950 mg, or 1000 mg.

**[00113]** In some embodiments, the niraparib tosylate monohydrate as a crystalline Form I substantially free of Form II and Form III is present at a dose from about 1 mg to 5 mg, 5 mg to 10

mg, 10 mg to 20 mg, 20 mg to 25 mg, 25 mg to 100 mg, 35 mg to 140 mg, 70 mg to 140 mg, 80 mg to 135 mg, 10 mg to 25 mg, 25 mg to 50 mg, 50 mg to 100 mg, 100 mg to 150 mg, 150 mg to 200 mg, 10 mg to 35 mg, 35 mg to 70 mg, 70 mg to 105 mg, 105 mg to 140 mg, 140 mg to 175 mg, or 175 mg to 200 mg, 35 mg to 50 mg, 50 mg to 75 mg, 70 mg to 95 mg, 90 mg to 115 mg, 110 mg to 135 mg, 130 mg to 155 mg, 150 mg to 175 mg, 170 to 195 mg, 190 mg to 215 mg, 210 mg to 235 mg, 230 mg to 255 mg, 250 mg to 275 mg, 270 mg to 300 mg, 290 mg to 315 mg, 310 mg to 335 mg, 330 mg to 355 mg, 350 mg to 375 mg, 370 mg to 400 mg, 400 mg to 450 mg, 450 mg to 500 mg, 500 mg to 550 mg, 550 mg to 600 mg, 600 mg to 650 mg, 650 mg to 700 mg, 700 mg to 750 mg, 750 mg to 800 mg, 800 mg to 850 mg, 850 mg to 900 mg, 900 mg to 950 mg, or 950 mg to 1000 mg.

### ***Frequency of Administration***

**[00114]** In some embodiments, a composition disclosed herein is administered to an individual in need thereof once. In some embodiments, a composition disclosed herein is administered to an individual in need thereof more than once. In some embodiments, a first administration of a composition disclosed herein is followed by a second administration of a composition disclosed herein. In some embodiments, a first administration of a composition disclosed herein is followed by a second and third administration of a composition disclosed herein. In some embodiments, a first administration of a composition disclosed herein is followed by a second, third, and fourth administration of a composition disclosed herein. In some embodiments, a first administration of a composition disclosed herein is followed by a second, third, fourth, and fifth administration of a composition disclosed herein. In some embodiments, a first administration of a composition disclosed herein is followed by a drug holiday.

**[00115]** The number of times a composition is administered to an individual in need thereof depends on the discretion of a medical professional, the disorder, the severity of the disorder, and the individual's response to the formulation. In some embodiments, a composition disclosed herein is administered once to an individual in need thereof with a mild acute condition. In some embodiments, a composition disclosed herein is administered more than once to an individual in need thereof with a moderate or severe acute condition. In the case wherein the patient's condition does not improve, upon the doctor's discretion the administration of niraparib may be administered chronically, that is, for an extended period of time, including throughout the duration of the patient's life in order to ameliorate or otherwise control or limit the symptoms of the patient's disease or condition.

**[00116]** In some embodiments, the niraparib composition is administered at predetermined time intervals over an extended period of time. In some embodiments, the niraparib composition is administered once every day. In some embodiments, the niraparib composition is administered every

other day. In some embodiments, the niraparib composition is administered over 1 week, 2 weeks, 1 month, 2 months, 3 months, 6 months, 1 year, 2 years, 3 years, 4 years, 5 years, 6 years, 7 years, 8 years, 9 years, 10 years, 11 years, or 12-15 years.

[00117] In some embodiments, the niraparib composition is administered in doses having a dose-to-dose niraparib concentration variation of less than 50%, less than 40%, less than 30%, less than 20%, less than 10%, or less than 5%.

[00118] In the case wherein the patient's status does improve, upon the doctor's discretion the administration of the niraparib may be given continuously; alternatively, the dose of drug being administered may be temporarily reduced or temporarily suspended for a certain length of time (*i.e.*, a "drug holiday"). The length of the drug holiday can vary between 2 days and 1 year, including by way of example only, 2 days, 3 days, 4 days, 5 days, 6 days, 7 days, 10 days, 12 days, 15 days, 20 days, 28 days, 35 days, 50 days, 70 days, 100 days, 120 days, 150 days, 180 days, 200 days, 250 days, 280 days, 300 days, 320 days, 350 days, and 365 days. A first or second dose reduction during a drug holiday may be from 10%-100%, including by way of example only 10%, 15%, 20%, 25%, 30%, 35%, 40%, 45%, 50%, 55%, 60%, 65%, 70%, 75%, 80%, 85%, 90%, 95%, and 100%. For example, a first or second dose reduction during a drug holiday may be a dose reduced from 5 mg to 1 mg, 10 mg to 5 mg, 20 mg to 10 mg, 25 mg to 10 mg, 50 mg to 25 mg, 75 mg to 50 mg, 75 mg to 25 mg, 100 mg to 50 mg, 150 mg to 75 mg, 100 mg to 25 mg, 200 mg to 100 mg, 200 mg to 50 mg, 250 mg to 100 mg, 300 mg to 50 mg, 300 mg to 100 mg, 300 mg to 200 mg, 400 mg to 50 mg, 400 mg to 100 mg, 400 mg to 200 mg, 500 mg to 50 mg, 500 mg to 100 mg, 500 mg to 250 mg, 1000 mg to 50 mg, 1000 mg to 100 mg, or 1000 mg to 500 mg, 550 mg to 600 mg, 600 mg to 650 mg, 650 mg to 700 mg, 700 mg to 750 mg, 750 mg to 800 mg, 800 mg to 850 mg, 850 mg to 900 mg, 900 mg to 950 mg, or 950 mg to 1000 mg. For example, a first or second dose reduction during a drug holiday may be a dose reduced by 1 mg, 5 mg, 10 mg, 20 mg, 25 mg, 35 mg, 50 mg, 75 mg, 100 mg, 125 mg, 150 mg, 175 mg, 200 mg, 225 mg, 250 mg to 275 mg, 300 mg, 325 mg, 350 mg, 375 mg, 400 mg, 425 mg, 450 mg, 475 mg, 500 mg, 550 mg, 600 mg, 650 mg, 700 mg, 750 mg, 800 mg, 850 mg, 900 mg, 950 mg, or 1000 mg.

[00119] Once improvement of the patient's condition has occurred, a maintenance niraparib dose is administered if necessary. Subsequently, the dosage or the frequency of administration, or both, is optionally reduced, as a function of the symptoms, to a level at which the improved disease, disorder or condition is retained. In certain embodiments, patients require intermittent treatment on a long-term basis upon any recurrence of symptoms.

## EXAMPLES



[00120] The following examples illustrate some embodiments and aspects of the invention. It will be apparent to those skilled in the relevant art that various modifications, additions, substitutions, and the like can be performed without altering the spirit or scope of the invention, and such modifications and variations are encompassed with invention as defined in the claims which follow. The invention disclosed herein is further illustrated by the following examples which in no way should be construed as being limiting.

### **Experimental Techniques**

#### *X-ray Powder Diffraction (XRPD)*

[00121] The Rigaku Smart-Lab X-ray diffraction system was configured for reflection Bragg-Brentano geometry using a line source X-ray beam. The x-ray source is a Cu Long Fine Focus tube that was operated at 40 kV and 44 ma. That source provides an incident beam profile at the sample that changes from a narrow line at high angles to a broad rectangle at low angles. Beam conditioning slits are used on the line X-ray source to ensure that the maximum beam size is less than 10mm both along the line and normal to the line. The Bragg-Brentano geometry is a para-focusing geometry controlled by passive divergence and receiving slits with the sample itself acting as the focusing component for the optics. The inherent resolution of Bragg-Brentano geometry is governed in part by the diffractometer radius and the width of the receiving slit used. Typically, the Rigaku Smart-Lab is operated to give peak widths of  $0.1^\circ 2\theta$  or less. The axial divergence of the X-ray beam is controlled by 5.0-degree Soller slits in both the incident and diffracted beam paths.

[00122] Powder samples were prepared in a low background Si holder using light manual pressure to keep the sample surfaces flat and level with the reference surface of the sample holder. Each sample was analyzed from 2 to  $40^\circ 2\theta$  using a continuous scan of  $6^\circ 2\theta$  per minute with an effective step size of  $0.02^\circ 2\theta$ . Unless otherwise noted, XRPD studies were performed at room temperature and room humidity.

#### *Differential Scanning Calorimetry (DSC)*

[00123] DSC analyses were carried out using a TA Instruments Q2000 instrument. The instrument temperature calibration was performed using indium. The DSC cell was kept under a nitrogen purge of ~50 mL per minute during each analysis. The sample was placed in a standard, crimped, aluminum pan and was heated from 25 °C to 350 °C at a rate of 10 °C per minute.

#### *Dynamic Vapor Sorption (DVS) Analysis*

[00124] DVS analyses were carried out TA Instruments Q5000 Dynamic Vapor Sorption analyzer. The instrument was calibrated with standard weights and a sodium bromide standard for humidity. Samples were analyzed at 25 °C with a maximum equilibration time of 60 minutes in 10% relative humidity (RH) steps from 5 to 95% RH (adsorption cycle) and from 95 to 5% RH (desorption cycle).

**Example 1: Water Activity Studies**

[00125] Slurry experiments designed to provide a range of water activities were carried out in solvent mixtures containing water and dimethylsulfoxide (Table 1). The anhydrate appears to be the preferred form at water activities of 0.11 or less and the monohydrate appears to be the preferred form at water activities of 0.22 or more. The amorphous halo observed in many of the patterns is due to solvent. The samples were analyzed while wet to avoid changes, such as the hydrate converting to the anhydrate, from drying.

**Table 1**

Solvent (% water in DMSO)	Water activity	Time (days)	XRPD Result
0	0	2	anhydrate
9.8	0.11	2	anhydrate
17.2	0.22	2	hydrate
27.6	0.38	2	hydrate
43.3	0.60	2	hydrate
82.8	0.84	2	hydrate
100.0	1.00	2	hydrate

**Example 2: Preparation of Form I of 2-{4-[(3S)-piperidin-3-yl]phenyl}-2H-indazole-7-carboxamide**

[00126] A batch of 2-{4-[(3S)-piperidin-3-yl]phenyl}-2H-indazole-7-carboxamide tosylate which is a mixture of Form I, Form II and Form III is dissolved in water:DMSO / 200:1 to reach a concentration of about 0.15 M. The resulting mixture is heated until dissolution occurs and is then cooled to about 25 °C overnight. The resulting solid is collected, dried and analyzed by x-ray powder diffraction, differential scanning calorimetry, Raman spectroscopy, infrared spectroscopy, dynamic water vapor sorption, or any combination thereof, to determine the presence of Form II or Form III. Fig. 6 provides an overlay comparison of the x-ray powder diffraction patterns for Form I and Form III. Fig. 9 provides an overlay comparison of the x-ray powder diffraction patterns for Form I, Form II and Form III.

**Example 3: Preparation of Anhydrous Form III of 2-{4-[(3S)-piperidin-3-yl]phenyl}-2H-indazole-7-carboxamide**

[00127] Niraparib 4-toluenesulfonate monohydrate (3.01 g) was suspended in 110 mL of toluene, and the resulting mixture was heated to reflux for 2 hours, collecting toluene/water into a Dean-Stark

trap. A small amount of water was observed in the trap. The slurry was allowed to cool to ambient temperature, vacuum filtered, and the solids air dried.

**Example 4: Characterization of Form I of 2-{4-[(3S)-piperidin-3-yl]phenyl}-2H-indazole-7-carboxamide**

*X-ray powder diffraction*

Figures 1 and 6 provide the X-ray powder diffraction pattern for crystalline Form I monohydrate of 2-{4-[(3S)-piperidin-3-yl]phenyl}-2H-indazole-7-carboxamide. Table 2 provides a listing of the reflections.

**TABLE 2**

Pos. [°2Th.]	d-spacing [Å]	Height [cts]	FWHM [°2Th.]
6.5879	13.40619	460.5	0.5288
6.985	12.64485	477.57	0.823
9.0602	9.75275	2868.98	0.4263
9.524	9.27879	78535.62	0.1109
11.7927	7.49835	1707.43	0.1243
12.355	7.15828	54936.48	0.1168
12.6092	7.01457	1188.76	0.0993
13.2213	6.69113	35563.92	0.1254
13.5062	6.55063	569.25	0.3698
13.8394	6.39368	6772.92	0.1125
13.9958	6.32258	6011.08	0.1324
14.1943	6.23457	16335.01	0.1248
14.6912	6.0248	24730.51	0.1255
14.858	5.95753	27991.59	0.1169
15.0707	5.87396	18385.48	0.1353
15.3794	5.75672	2780.53	0.1073
15.5881	5.68013	3779.59	0.1025
16.3332	5.42265	9823.46	0.1415
16.617	5.33067	2329.47	0.201
17.4264	5.08485	50122.63	0.1333
17.573	5.04276	8100.61	0.3643
17.8849	4.95552	2229.24	0.1546
18.427	4.81093	204163.1	0.1721

18.8482	4.70436	3012.17	0.1544
19.177	4.62444	14586.06	0.166
19.4706	4.55535	8731.12	0.1299
19.9266	4.45213	21822.89	0.1538
20.2412	4.38364	6045.22	0.1614
21.0044	4.22605	63640.16	0.1445
21.5548	4.11937	10560.25	0.1515
22.2131	3.99876	753.36	0.1605
22.9905	3.86526	4058.7	0.1646
23.1768	3.83462	7387.16	0.1302
23.6115	3.76499	6636.48	0.3093
23.8073	3.73447	3271.55	0.0929
24.2164	3.6723	21759.7	0.1697
24.4265	3.64119	6345.06	0.161
24.9128	3.5712	103096	0.1575
25.5764	3.48002	47498.83	0.1529
26.0348	3.41979	99687.98	0.1845
26.9234	3.3089	32700.42	0.1866
27.4696	3.24434	21472.77	0.1595
27.9243	3.19253	1792.33	0.1146
28.3295	3.14778	1967.85	0.8105
28.6335	3.11505	13930.93	0.1549
29.1807	3.05787	12702.19	0.1798
29.6703	3.00852	6677.41	0.4434
29.9963	2.97655	16868.65	0.1759
30.3008	2.94733	6812.67	0.1494
30.508	2.92779	14421.1	0.1956
31.0316	2.87957	5755.4	0.1828
31.5213	2.83594	5497.13	0.179
32.575	2.74657	498.46	0.1586
32.9187	2.71867	3851.61	0.2345
33.532	2.67034	2240.41	0.2865
33.8569	2.64546	1516.95	0.2802

34.4808	2.599	1196.67	0.1616
35.0202	2.5602	3988.39	0.2523
35.4178	2.53236	2443.9	0.1374
35.5372	2.52412	2795	0.2115
36.1608	2.48202	5523.84	0.2396
37.3996	2.4026	5344.49	0.2021
37.7359	2.38196	1623.87	0.2622
38.2141	2.35324	4115.75	0.203
38.55	2.33351	1414.01	0.1982
38.8559	2.31584	6323.46	0.1835
30.508	2.92779	14421.1	0.1956
31.0316	2.87957	5755.4	0.1828

*Differential Scanning Calorimetry (DSC)*

[00128] Figure 2 shows an exemplary scanning differential calorimetry pattern for crystalline monohydrate Form I of 2-{4-[(3S)-piperidin-3-yl]phenyl}-2H-indazole-7-carboxamide. The DSC curve of the monohydrate exhibits an endotherm at approximately 154 °C which is likely due to dehydration followed by an endotherm at approximately 231 °C which is likely due to melting.

*Dynamic Vapor Sorption (DVS) Analysis*

[00129] Figure 5 shows an exemplary dynamic water vapor sorption pattern for crystalline Form I of 2-{4-[(3S)-piperidin-3-yl]phenyl}-2H-indazole-7-carboxamide. The DVS curve of the monohydrate indicates the monohydrate is not hygroscopic. After the experiment the samples were analyzed by XRPD. The monohydrate remained unchanged.

**Example 5: Characterization of anhydrous Form III of 2-{4-[(3S)-piperidin-3-yl]phenyl}-2H-indazole-7-carboxamide**

*X-ray powder diffraction*

[00130] Figures 6 and 7 provide the X-ray powder diffraction pattern for crystalline anhydrous Form III of 2-{4-[(3S)-piperidin-3-yl]phenyl}-2H-indazole-7-carboxamide. Table 3 provides a listing of the reflections.

**TABLE 3**

Pos. [°2Th.]	d-spacing [Å]	Height [cts]	FWHM [°2Th.]
7.8499	11.25339	895.67	0.1707
9.5009	9.30126	2320.94	0.1654
10.2259	8.64344	4750.18	0.2032

10.9698	8.05886	18992.07	0.164
11.2525	7.85708	10175.98	0.1595
11.7171	7.54655	3014.31	0.1668
12.1661	7.26901	1145.84	0.2273
12.9299	6.84128	6553.68	0.1857
13.5713	6.51937	14717.58	0.1828
14.1376	6.25944	13082.42	0.2387
15.78	5.61146	13659.23	0.236
16.6445	5.3219	10574.32	0.39
16.8657	5.25261	9058.46	0.3716
17.4485	5.07847	51335.75	0.2087
17.814	4.97508	86267.17	0.1798
18.0524	4.90991	19854.59	0.2729
18.9679	4.67494	123782.4	0.199
19.1913	4.62102	31339.04	0.4525
19.9466	4.44771	3909.81	0.1923
20.5575	4.3169	10356.35	0.2796
21.2948	4.16907	3968.5	0.4668
22.0804	4.02248	4071.42	0.1664
22.7882	3.89912	32060.48	0.3358
23.7401	3.74489	21269.23	0.2247
24.8296	3.58298	11374.86	0.3818
25.2491	3.5244	9642.6	0.2188
25.471	3.49419	12822.77	0.2109
25.9789	3.42702	898.11	0.3533
26.5278	3.35734	1135.46	0.3302
26.9336	3.30767	8691.48	0.176
27.3191	3.26186	4697.95	0.304
27.5324	3.23707	7412.05	0.279
28.3515	3.14539	5097.68	0.1787
29.1345	3.06262	4974.1	0.254
29.6226	3.01325	685.05	0.0679
30.06	2.97039	3581.07	0.1928

30.6913	2.91071	1865.07	0.223
31.7871	2.81283	8828.05	0.5478
32.9385	2.71709	884.34	0.3145
33.3656	2.68328	1576.57	0.2445
34.2199	2.61822	1660.9	0.3393
34.9489	2.56526	699.93	0.2234
36.0738	2.4878	1800.14	0.2491
36.7177	2.44564	2321.23	0.3452
37.1849	2.41597	800.76	0.3354
38.4831	2.33741	2823.91	0.3912
38.7512	2.32185	925.86	0.3342
39.0789	2.30313	877.67	0.3596
39.8123	2.26238	765.08	0.5313

*Differential Scanning Calorimetry (DSC)*

[00131] Figure 2 shows an exemplary scanning differential calorimetry pattern for crystalline anhydrous Form III of 2-{4-[(3S)-piperidin-3-yl]phenyl}-2H-indazole-7-carboxamide. The DSC curve of the anhydrate exhibits an endotherm at approximately 230 °C which is likely due to melting.

*Dynamic Vapor Sorption (DVS) Analysis*

[00132] Figure 8 shows an exemplary dynamic water vapor sorption pattern for crystalline anhydrous Form III of 2-{4-[(3S)-piperidin-3-yl]phenyl}-2H-indazole-7-carboxamide. The DVS curve of the anhydrate is very hygroscopic and showed a weight gain of approximately 15.8% up to 95% RH. After the experiment the samples were analyzed by XRPD. The anhydrate converted to the monohydrate.

**Paragraphs of the Embodiments**

[00133] A composition comprising crystalline Form I of 2-{4-[(3S)-piperidin-3-yl]phenyl}-2H-indazole-7-carboxamide substantially free of Form II and Form III of 2-{4-[(3S)-piperidin-3-yl]phenyl}-2H-indazole-7-carboxamide.

[00134] The composition of paragraph [00133], wherein the crystalline Form I of 2-{4-[(3S)-piperidin-3-yl]phenyl}-2H-indazole-7-carboxamide has an X-ray powder diffraction pattern substantially as shown in Figure 1.

[00135] The composition of paragraph [00133] or [00134], wherein the crystalline Form I of 2-{4-[(3S)-piperidin-3-yl]phenyl}-2H-indazole-7-carboxamide is characterized by at least one X-ray diffraction pattern reflection selected from a  $2\theta$  value of  $9.5\pm 0.2$ ,  $12.4\pm 0.2$ ,  $13.2\pm 0.2$ ,  $17.4\pm 0.2$ ,  $18.4\pm 0.2$ ,  $21.0\pm 0.2$ ,  $24.9\pm 0.2$ ,  $25.6\pm 0.2$ ,  $26.0\pm 0.2$ , and  $26.9\pm 0.2$ .

**[00136]** The composition of any one of paragraphs [00133]-[00135], wherein the crystalline Form I of 2-{4-[(3S)-piperidin-3-yl]phenyl}-2H-indazole-7-carboxamide is characterized by an X-ray diffraction pattern reflection at  $2\theta=24.9\pm0.2$ .

**[00137]** The composition of paragraph [00136], wherein the crystalline Form I is further characterized by X-ray diffraction pattern reflections at  $2\theta$  value of  $9.5\pm0.2$  and  $26.0\pm0.2$ .

**[00138]** The composition of paragraph [00136] or [00137], wherein the crystalline Form I is further characterized by X-ray diffraction pattern reflections at a  $2\theta$  value of  $12.4\pm0.2$ ,  $13.2\pm0.2$ ,  $17.4\pm0.2$ ,  $18.4\pm0.2$ ,  $21.0\pm0.2$ ,  $25.6\pm0.2$ , and  $26.9\pm0.2$ .

**[00139]** The composition of paragraph [00136] or [00137], wherein the crystalline Form I is further characterized by at least one X-ray diffraction pattern reflection selected from a  $2\theta$  value of  $12.4\pm0.2$ ,  $13.2\pm0.2$ ,  $17.4\pm0.2$ ,  $18.4\pm0.2$ ,  $21.0\pm0.2$ ,  $25.6\pm0.2$ , and  $26.9\pm0.2$ .

**[00140]** The composition of paragraph [00136] or [00137], wherein the crystalline Form I is further characterized by at least two X-ray diffraction pattern reflections selected from a  $2\theta$  value of  $12.4\pm0.2$ ,  $13.2\pm0.2$ ,  $17.4\pm0.2$ ,  $18.4\pm0.2$ ,  $21.0\pm0.2$ ,  $25.6\pm0.2$ , and  $26.9\pm0.2$ .

**[00141]** The composition of paragraph [00136] or [00137], wherein the crystalline Form I is further characterized by at least three X-ray diffraction pattern reflections selected from a  $2\theta$  value of  $12.4\pm0.2$ ,  $13.2\pm0.2$ ,  $17.4\pm0.2$ ,  $18.4\pm0.2$ ,  $21.0\pm0.2$ ,  $25.6\pm0.2$ , and  $26.9\pm0.2$ .

**[00142]** The composition of paragraph [00136] or [00137], wherein the crystalline Form I is further characterized by at least four X-ray diffraction pattern reflections selected from a  $2\theta$  value of  $12.4\pm0.2$ ,  $13.2\pm0.2$ ,  $17.4\pm0.2$ ,  $18.4\pm0.2$ ,  $21.0\pm0.2$ ,  $25.6\pm0.2$ , and  $26.9\pm0.2$ .

**[00143]** A composition comprising crystalline Form I of 2-{4-[(3S)-piperidin-3-yl]phenyl}-2H-indazole-7-carboxamide substantially free of Form II and Form III of 2-{4-[(3S)-piperidin-3-yl]phenyl}-2H-indazole-7-carboxamide, wherein the crystalline Form I is characterized by a scanning differential calorimetry pattern substantially as shown in Figure 2.

**[00144]** The composition of paragraph [00143], wherein the composition is the composition of any one of paragraphs [00133]-[00142].

**[00145]** A composition comprising crystalline Form I of 2-{4-[(3S)-piperidin-3-yl]phenyl}-2H-indazole-7-carboxamide substantially free of Form II and Form III of 2-{4-[(3S)-piperidin-3-yl]phenyl}-2H-indazole-7-carboxamide, wherein the crystalline Form I is characterized by a Raman spectroscopy pattern substantially as shown in Figure 3.

**[00146]** The composition of paragraph [00145], wherein the composition is the composition of any one of paragraphs [00133]-[00144].

**[00147]** A composition comprising crystalline Form I of 2-{4-[(3S)-piperidin-3-yl]phenyl}-2H-indazole-7-carboxamide substantially free of Form II and Form III of 2-{4-[(3S)-piperidin-3-



yl]phenyl}-2H-indazole-7-carboxamide, wherein the crystalline Form I is characterized by a dynamic water vapor sorption pattern substantially as shown in Figure 5.

**[00148]** The composition of paragraph [00147], wherein the composition is the composition of any one of paragraphs [00133]-[00146].

**[00149]** A composition comprising crystalline Form I of 2-{4-[(3S)-piperidin-3-yl]phenyl}-2H-indazole-7-carboxamide substantially free of Form II and Form III of 2-{4-[(3S)-piperidin-3-yl]phenyl}-2H-indazole-7-carboxamide, wherein the crystalline Form I is characterized by an infrared spectroscopy pattern substantially as shown in Figure 4.

**[00150]** The composition of paragraph [00149], wherein the composition is the composition of any one of paragraphs [00133]-[00148].

**[00151]** The composition of any one of paragraphs [00133]-[00150], wherein the presence of Form III is characterized by at least one X-ray diffraction pattern reflection selected from a  $2\theta$  value of  $17.8\pm 0.2$ ,  $19.0\pm 0.2$ , or  $22.8\pm 0.2$ .

**[00152]** The composition of any one of paragraphs [00133]-[00151], wherein substantially free of Form II and Form III means less than about 20% (w/w) combined total weight for Form II and Form III compared to the combined total weight of Form I, Form II and Form III.

**[00153]** The composition of any one of paragraphs [00133]-[00151], wherein substantially free of Form II and Form III means less than about 15% (w/w) combined total weight for Form II and Form III compared to the combined total weight of Form I, Form II and Form III.

**[00154]** The composition of any one of paragraphs [00133]-[00151], wherein substantially free of Form II and Form III means less than about 10% (w/w) combined total weight for Form II and Form III compared to the combined total weight of Form I, Form II and Form III.

**[00155]** The composition of any one of paragraphs [00133]-[00151], wherein substantially free of Form II and Form III means less than about 8% (w/w) combined total weight for Form II and Form III compared to the combined total weight of Form I, Form II and Form III.

**[00156]** The composition of any one of paragraphs [00133]-[00151], wherein substantially free of Form II and Form III means less than about 6% (w/w) combined total weight for Form II and Form III compared to the combined total weight of Form I, Form II and Form III.

**[00157]** The composition of any one of paragraphs [00133]-[00151], wherein substantially free of Form II and Form III means less than about 4% (w/w) combined total weight for Form II and Form III compared to the combined total weight of Form I, Form II and Form III.

**[00158]** The composition of any one of paragraphs [00133]-[00151], wherein substantially free of Form II and Form III means less than about 3% (w/w) combined total weight for Form II and Form III compared to the combined total weight of Form I, Form II and Form III.

**[00159]** The composition of any one of paragraphs [00133]-[00151], wherein substantially free of Form II and Form III means less than about 2% (w/w) combined total weight for Form II and Form III compared to the combined total weight of Form I, Form II and Form III.

**[00160]** The composition of any one of paragraphs [00133]-[00151], wherein substantially free of Form II and Form III means less than about 1% (w/w) combined total weight for Form II and Form III compared to the combined total weight of Form I, Form II and Form III.

**[00161]** A composition comprising crystalline Form II of 2-{4-[(3S)-piperidin-3-yl]phenyl}-2H-indazole-7-carboxamide substantially free of crystalline Form I of 2-{4-[(3S)-piperidin-3-yl]phenyl}-2H-indazole-7-carboxamide and crystalline Form III of 2-{4-[(3S)-piperidin-3-yl]phenyl}-2H-indazole-7-carboxamide.

**[00162]** A composition comprising crystalline Form II of 2-{4-[(3S)-piperidin-3-yl]phenyl}-2H-indazole-7-carboxamide substantially free of crystalline Form I of 2-{4-[(3S)-piperidin-3-yl]phenyl}-2H-indazole-7-carboxamide.

**[00163]** A composition comprising crystalline Form II 2-{4-[(3S)-piperidin-3-yl]phenyl}-2H-indazole-7-carboxamide and crystalline Form III of 2-{4-[(3S)-piperidin-3-yl]phenyl}-2H-indazole-7-carboxamide substantially free of crystalline Form I of 2-{4-[(3S)-piperidin-3-yl]phenyl}-2H-indazole-7-carboxamide.

**[00164]** The composition of any one of paragraphs [00161]-[00163], wherein the crystalline Form II is characterized by at least one X-ray diffraction pattern reflection selected from a  $2\theta$  value of  $9.7\pm 0.3$ ,  $12.8\pm 0.3$ ,  $17.9\pm 0.3$ ,  $19.7\pm 0.3$ , and  $21.8\pm 0.3$ .

**[00165]** The composition of any one of paragraphs [00161]-[00164], wherein the crystalline Form II has an X-ray powder diffraction pattern substantially as shown in Figure 9 for Form II.

**[00166]** A composition comprising crystalline Form III of 2-{4-[(3S)-piperidin-3-yl]phenyl}-2H-indazole-7-carboxamide substantially free of crystalline Form I of 2-{4-[(3S)-piperidin-3-yl]phenyl}-2H-indazole-7-carboxamide and crystalline Form II of 2-{4-[(3S)-piperidin-3-yl]phenyl}-2H-indazole-7-carboxamide.

**[00167]** A composition comprising crystalline Form III of 2-{4-[(3S)-piperidin-3-yl]phenyl}-2H-indazole-7-carboxamide substantially free of crystalline Form I of 2-{4-[(3S)-piperidin-3-yl]phenyl}-2H-indazole-7-carboxamide.

**[00168]** The composition of any one of paragraphs [00163]-[00167], wherein the crystalline Form III is characterized by at least one X-ray diffraction pattern reflection selected from a  $2\theta$  value of  $17.8\pm 0.2$ ,  $19.0\pm 0.2$ , or  $22.8\pm 0.2$ .

**[00169]** The composition of any one of paragraphs [00163]-[00167], wherein the crystalline Form III has an X-ray powder diffraction pattern substantially as shown in Figure 9 for Form III.

**[00170]** The composition of any one of paragraphs [00163]-[00167], wherein the crystalline Form III of 2-{4-[(3S)-piperidin-3-yl]phenyl}-2H-indazole-7-carboxamide has an X-ray powder diffraction pattern substantially as shown in Figure 7.

**[00171]** The composition of any one of paragraphs [00163]-[00170], wherein the crystalline Form III of 2-{4-[(3S)-piperidin-3-yl]phenyl}-2H-indazole-7-carboxamide characterized by a dynamic water vapor sorption pattern substantially as shown in Figure 8.

**[00172]** The composition of any one of paragraphs [00163]-[00171], wherein the crystalline Form III of 2-{4-[(3S)-piperidin-3-yl]phenyl}-2H-indazole-7-carboxamide characterized by a scanning differential calorimetry pattern substantially as shown in Figure 2.

**[00173]** A method of making crystalline Form I of 2-{4-[(3S)-piperidin-3-yl]phenyl}-2H-indazole-7-carboxamide substantially free of Form II and Form III of 2-{4-[(3S)-piperidin-3-yl]phenyl}-2H-indazole-7-carboxamide, comprising dissolving a composition comprising Form II of 2-{4-[(3S)-piperidin-3-yl]phenyl}-2H-indazole-7-carboxamide or Form III of 2-{4-[(3S)-piperidin-3-yl]phenyl}-2H-indazole-7-carboxamide, or a mixture thereof, in a solvent having a water:organic solvent ratio of about 10:1 to about 400:1 (v/v), and crystallizing the crystalline Form I.

**[00174]** The method of paragraph [00173], wherein the water:organic solvent ratio is about 10:1 (v/v), about 50:1 (v/v), about 100:1 (v/v), about 200:1 (v/v), about 300:1 (v/v), or about 400:1 (v/v).

**[00175]** The method of paragraph [00173], wherein the organic solvent is a polar solvent, a polar protic solvent, a polar aprotic solvent, an ether-containing solvent, or any combination thereof.

**[00176]** The method of paragraph [00173], wherein the organic solvent is 2-propanol, acetone, methyl ethyl ketone, acetonitrile, acetic acid, formic acid, methyl tert-butyl ether, dioxane, dimethyl sulfoxide, or any combination thereof.

**[00177]** The method of paragraph [00173], wherein the organic solvent is acetone, methyl ethyl ketone, acetonitrile, methyl tert-butyl ether, dioxane, dimethyl sulfoxide, or any combination thereof.

**[00178]** The method of paragraph [00173], wherein the organic solvent is 2-propanol, acetic acid, formic acid, or any combination thereof.

**[00179]** The method of paragraph [00173], wherein the organic solvent and water is heated prior to crystallization.

**[00180]** A composition comprising crystalline Form I of 2-{4-[(3S)-piperidin-3-yl]phenyl}-2H-indazole-7-carboxamide substantially free of Form II and Form III of 2-{4-[(3S)-piperidin-3-yl]phenyl}-2H-indazole-7-carboxamide as described in any one of paragraphs 1-[00160], prepared by dissolving a composition comprising Form II of 2-{4-[(3S)-piperidin-3-yl]phenyl}-2H-indazole-7-carboxamide or Form III of 2-{4-[(3S)-piperidin-3-yl]phenyl}-2H-indazole-7-carboxamide, or a

mixture thereof, in a solvent having a water:organic solvent ratio of about 10:1 to about 400:1 (v/v), and crystallizing the crystalline Form I.

**[00181]** The composition of paragraph [00180], wherein the water:organic solvent ratio is about 10:1 (v/v), about 50:1 (v/v), about 100:1 (v/v), about 200:1 (v/v), about 300:1 (v/v), or about 400:1 (v/v).

**[00182]** The composition of paragraph [00180], wherein the organic solvent is a polar solvent, a polar protic solvent, a polar aprotic solvent, an ether-containing solvent, or any combination thereof.

**[00183]** The composition of paragraph [00180], wherein the organic solvent is 2-propanol, acetone, methyl ethyl ketone, acetonitrile, acetic acid, formic acid, methyl tert-butyl ether, dioxane, dimethyl sulfoxide, or any combination thereof.

**[00184]** The composition of paragraph [00180], wherein the organic solvent is acetone, methyl ethyl ketone, acetonitrile, methyl tert-butyl ether, dioxane, dimethyl sulfoxide, or any combination thereof.

**[00185]** The composition of paragraph [00180], wherein the organic solvent is 2-propanol, acetic acid, formic acid, or any combination thereof.

**[00186]** The composition of paragraph [00180], wherein the organic solvent and water is heated prior to crystallization.

**[00187]** The composition of any one of paragraphs [00133]-[00172] and [00180]-[00186], wherein the composition is a pharmaceutical composition.

**[00188]** A pharmaceutical composition comprising crystalline Form I of 2-{4-[(3S)-piperidin-3-yl]phenyl}-2H-indazole-7-carboxamide substantially free of Form II and Form III of 2-{4-[(3S)-piperidin-3-yl]phenyl}-2H-indazole-7-carboxamide, and at least one pharmaceutically acceptable excipient.

**[00189]** The pharmaceutical composition of any one of paragraphs [00133]-[00188], wherein the composition is in an oral dosage form.

**[00190]** The pharmaceutical composition of paragraph [00189], wherein the oral dosage form is a tablet or capsule.

**[00191]** An article of manufacture comprising multiple unit doses of the pharmaceutical composition of any of paragraphs [00187]-[00190] in a sealed container with written instructions for use.

**[00192]** The article of manufacture of paragraph [00191], further comprising an induction seal, desiccant, or any combination thereof.

**[00193]** The pharmaceutical composition of paragraph [00187] or [00188] wherein the composition is in unit dose form.

## CLAIMS

## WHAT IS CLAIMED IS:

1. A composition comprising crystalline Form I of 2-{4-[(3S)-piperidin-3-yl]phenyl}-2H-indazole-7-carboxamide substantially free of Form II and Form III of 2-{4-[(3S)-piperidin-3-yl]phenyl}-2H-indazole-7-carboxamide.
2. The composition of claim 1, wherein the crystalline Form I of 2-{4-[(3S)-piperidin-3-yl]phenyl}-2H-indazole-7-carboxamide has an X-ray powder diffraction pattern substantially as shown in Figure 1.
3. The composition of claim 1 or 2, wherein the crystalline Form I of 2-{4-[(3S)-piperidin-3-yl]phenyl}-2H-indazole-7-carboxamide is characterized by at least one X-ray diffraction pattern reflection selected from a  $2\theta$  value of  $9.5\pm 0.2$ ,  $12.4\pm 0.2$ ,  $13.2\pm 0.2$ ,  $17.4\pm 0.2$ ,  $18.4\pm 0.2$ ,  $21.0\pm 0.2$ ,  $24.9\pm 0.2$ ,  $25.6\pm 0.2$ ,  $26.0\pm 0.2$ , and  $26.9\pm 0.2$ .
4. The composition of any one of claims 1-3, wherein the crystalline Form I of 2-{4-[(3S)-piperidin-3-yl]phenyl}-2H-indazole-7-carboxamide is characterized by an X-ray diffraction pattern reflection at  $2\theta=24.9\pm 0.2$ .
5. The composition of claim 4, wherein the crystalline Form I is further characterized by X-ray diffraction pattern reflections at  $2\theta$  value of  $9.5\pm 0.2$  and  $26.0\pm 0.2$ .
6. The composition of claim 4 or 5, wherein the crystalline Form I is further characterized by X-ray diffraction pattern reflections at a  $2\theta$  value of  $12.4\pm 0.2$ ,  $13.2\pm 0.2$ ,  $17.4\pm 0.2$ ,  $18.4\pm 0.2$ ,  $21.0\pm 0.2$ ,  $25.6\pm 0.2$ , and  $26.9\pm 0.2$ .
7. The composition of claim 4 or 5, wherein the crystalline Form I is further characterized by at least one X-ray diffraction pattern reflection selected from a  $2\theta$  value of  $12.4\pm 0.2$ ,  $13.2\pm 0.2$ ,  $17.4\pm 0.2$ ,  $18.4\pm 0.2$ ,  $21.0\pm 0.2$ ,  $25.6\pm 0.2$ , and  $26.9\pm 0.2$ .
8. The composition of claim 4 or 5, wherein the crystalline Form I is further characterized by at least two X-ray diffraction pattern reflections selected from a  $2\theta$  value of  $12.4\pm 0.2$ ,  $13.2\pm 0.2$ ,  $17.4\pm 0.2$ ,  $18.4\pm 0.2$ ,  $21.0\pm 0.2$ ,  $25.6\pm 0.2$ , and  $26.9\pm 0.2$ .
9. The composition of claim 4 or 5, wherein the crystalline Form I is further characterized by at least three X-ray diffraction pattern reflections selected from a  $2\theta$  value of  $12.4\pm 0.2$ ,  $13.2\pm 0.2$ ,  $17.4\pm 0.2$ ,  $18.4\pm 0.2$ ,  $21.0\pm 0.2$ ,  $25.6\pm 0.2$ , and  $26.9\pm 0.2$ .
10. The composition of claim 4 or 5, wherein the crystalline Form I is further characterized by at least four X-ray diffraction pattern reflections selected from a  $2\theta$  value of  $12.4\pm 0.2$ ,  $13.2\pm 0.2$ ,  $17.4\pm 0.2$ ,  $18.4\pm 0.2$ ,  $21.0\pm 0.2$ ,  $25.6\pm 0.2$ , and  $26.9\pm 0.2$ .
11. A composition comprising crystalline Form I of 2-{4-[(3S)-piperidin-3-yl]phenyl}-2H-indazole-7-carboxamide substantially free of Form II and Form III of 2-{4-[(3S)-piperidin-3-yl]phenyl}-

2H-indazole-7-carboxamide, wherein the crystalline Form I is characterized by a scanning differential calorimetry pattern substantially as shown in Figure 2.

12. The composition of claim 11, wherein the composition is the composition of any one of claims 1-10.
13. A composition comprising crystalline Form I of 2-{4-[(3S)-piperidin-3-yl]phenyl}-2H-indazole-7-carboxamide substantially free of Form II and Form III of 2-{4-[(3S)-piperidin-3-yl]phenyl}-2H-indazole-7-carboxamide, wherein the crystalline Form I is characterized by a Raman spectroscopy pattern substantially as shown in Figure 3.
14. The composition of claim 13, wherein the composition is the composition of any one of claims 1-12.
15. A composition comprising crystalline Form I of 2-{4-[(3S)-piperidin-3-yl]phenyl}-2H-indazole-7-carboxamide substantially free of Form II and Form III of 2-{4-[(3S)-piperidin-3-yl]phenyl}-2H-indazole-7-carboxamide, wherein the crystalline Form I is characterized by a dynamic water vapor sorption pattern substantially as shown in Figure 5.
16. The composition of claim 15, wherein the composition is the composition of any one of claims 1-14.
17. A composition comprising crystalline Form I of 2-{4-[(3S)-piperidin-3-yl]phenyl}-2H-indazole-7-carboxamide substantially free of Form II and Form III of 2-{4-[(3S)-piperidin-3-yl]phenyl}-2H-indazole-7-carboxamide, wherein the crystalline Form I is characterized by an infrared spectroscopy pattern substantially as shown in Figure 4.
18. The composition of claim 17, wherein the composition is the composition of any one of claims 1-16.
19. The composition of any one of claims 1-18, wherein the presence of Form III is characterized by at least one X-ray diffraction pattern reflection selected from a  $2\theta$  value of  $17.8\pm 0.2$ ,  $19.0\pm 0.2$ , or  $22.8\pm 0.2$ .
20. The composition of any one of claims 1-19, wherein substantially free of Form II and Form III means less than about 20% (w/w) combined total weight for Form II and Form III compared to the combined total weight of Form I, Form II and Form III.
21. The composition of any one of claims 1-19, wherein substantially free of Form II and Form III means less than about 15% (w/w) combined total weight for Form II and Form III compared to the combined total weight of Form I, Form II and Form III.
22. The composition of any one of claims 1-19, wherein substantially free of Form II and Form III means less than about 10% (w/w) combined total weight for Form II and Form III compared to the combined total weight of Form I, Form II and Form III.

23. The composition of any one of claims 1-19, wherein substantially free of Form II and Form III means less than about 8% (w/w) combined total weight for Form II and Form III compared to the combined total weight of Form I, Form II and Form III.
24. The composition of any one of claims 1-19, wherein substantially free of Form II and Form III means less than about 6% (w/w) combined total weight for Form II and Form III compared to the combined total weight of Form I, Form II and Form III.
25. The composition of any one of claims 1-19, wherein substantially free of Form II and Form III means less than about 4% (w/w) combined total weight for Form II and Form III compared to the combined total weight of Form I, Form II and Form III.
26. The composition of any one of claims 1-19, wherein substantially free of Form II and Form III means less than about 3% (w/w) combined total weight for Form II and Form III compared to the combined total weight of Form I, Form II and Form III.
27. The composition of any one of claims 1-19, wherein substantially free of Form II and Form III means less than about 2% (w/w) combined total weight for Form II and Form III compared to the combined total weight of Form I, Form II and Form III.
28. The composition of any one of claims 1-19, wherein substantially free of Form II and Form III means less than about 1% (w/w) combined total weight for Form II and Form III compared to the combined total weight of Form I, Form II and Form III.
29. A composition comprising crystalline Form II of 2-{4-[(3S)-piperidin-3-yl]phenyl}-2H-indazole-7-carboxamide substantially free of crystalline Form I of 2-{4-[(3S)-piperidin-3-yl]phenyl}-2H-indazole-7-carboxamide and crystalline Form III of 2-{4-[(3S)-piperidin-3-yl]phenyl}-2H-indazole-7-carboxamide.
30. A composition comprising crystalline Form II of 2-{4-[(3S)-piperidin-3-yl]phenyl}-2H-indazole-7-carboxamide substantially free of crystalline Form I of 2-{4-[(3S)-piperidin-3-yl]phenyl}-2H-indazole-7-carboxamide.
31. A composition comprising crystalline Form II 2-{4-[(3S)-piperidin-3-yl]phenyl}-2H-indazole-7-carboxamide and crystalline Form III of 2-{4-[(3S)-piperidin-3-yl]phenyl}-2H-indazole-7-carboxamide substantially free of crystalline Form I of 2-{4-[(3S)-piperidin-3-yl]phenyl}-2H-indazole-7-carboxamide.
32. The composition of any one of claims 29-31, wherein the crystalline Form II is characterized by at least one X-ray diffraction pattern reflection selected from a  $2\theta$  value of  $9.7\pm 0.3$ ,  $12.8\pm 0.3$ ,  $17.9\pm 0.3$ ,  $19.7\pm 0.3$ , and  $21.8\pm 0.3$ .
33. The composition of any one of claims 29-32, wherein the crystalline Form II has an X-ray powder diffraction pattern substantially as shown in Figure 9 for Form II.

34. A composition comprising crystalline Form III of 2-{4-[(3S)-piperidin-3-yl]phenyl}-2H-indazole-7-carboxamide substantially free of crystalline Form I of 2-{4-[(3S)-piperidin-3-yl]phenyl}-2H-indazole-7-carboxamide and crystalline Form II of 2-{4-[(3S)-piperidin-3-yl]phenyl}-2H-indazole-7-carboxamide.
35. A composition comprising crystalline Form III of 2-{4-[(3S)-piperidin-3-yl]phenyl}-2H-indazole-7-carboxamide substantially free of crystalline Form I of 2-{4-[(3S)-piperidin-3-yl]phenyl}-2H-indazole-7-carboxamide.
36. The composition of any one of claims 31-35, wherein the crystalline Form III is characterized by at least one X-ray diffraction pattern reflection selected from a  $2\theta$  value of  $17.8\pm 0.2$ ,  $19.0\pm 0.2$ , or  $22.8\pm 0.2$ .
37. The composition of any one of claims 31-35, wherein the crystalline Form III has an X-ray powder diffraction pattern substantially as shown in Figure 9 for Form III.
38. The composition of any one of claims 31-35, wherein the crystalline Form III of 2-{4-[(3S)-piperidin-3-yl]phenyl}-2H-indazole-7-carboxamide has an X-ray powder diffraction pattern substantially as shown in Figure 7.
39. The composition of any one of claims 31-38, wherein the crystalline Form III of 2-{4-[(3S)-piperidin-3-yl]phenyl}-2H-indazole-7-carboxamide characterized by a dynamic water vapor sorption pattern substantially as shown in Figure 8.
40. The composition of any one of claims 31-39, wherein the crystalline Form III of 2-{4-[(3S)-piperidin-3-yl]phenyl}-2H-indazole-7-carboxamide characterized by a scanning differential calorimetry pattern substantially as shown in Figure 2.
41. A method of making crystalline Form I of 2-{4-[(3S)-piperidin-3-yl]phenyl}-2H-indazole-7-carboxamide substantially free of Form II and Form III of 2-{4-[(3S)-piperidin-3-yl]phenyl}-2H-indazole-7-carboxamide, comprising dissolving a composition comprising Form II of 2-{4-[(3S)-piperidin-3-yl]phenyl}-2H-indazole-7-carboxamide or Form III of 2-{4-[(3S)-piperidin-3-yl]phenyl}-2H-indazole-7-carboxamide, or a mixture thereof, in a solvent having a water:organic solvent ratio of about 10:1 to about 400:1 (v/v), and crystallizing the crystalline Form I.
42. The method of claim 41, wherein the water:organic solvent ratio is about 10:1 (v/v), about 50:1 (v/v), about 100:1 (v/v), about 200:1 (v/v), about 300:1 (v/v), or about 400:1 (v/v).
43. The method of claim 41, wherein the organic solvent is a polar solvent, a polar protic solvent, a polar aprotic solvent, an ether-containing solvent, or any combination thereof.



44. The method of claim 41, wherein the organic solvent is 2-propanol, acetone, methyl ethyl ketone, acetonitrile, acetic acid, formic acid, methyl tert-butyl ether, dioxane, dimethyl sulfoxide, or any combination thereof.
45. The method of claim 41, wherein the organic solvent is acetone, methyl ethyl ketone, acetonitrile, methyl tert-butyl ether, dioxane, dimethyl sulfoxide, or any combination thereof.
46. The method of claim 41, wherein the organic solvent is 2-propanol, acetic acid, formic acid, or any combination thereof.
47. The method of claim 41, wherein the organic solvent and water is heated prior to crystallization.
48. A composition comprising crystalline Form I of 2-{4-[(3S)-piperidin-3-yl]phenyl}-2H-indazole-7-carboxamide substantially free of Form II and Form III of 2-{4-[(3S)-piperidin-3-yl]phenyl}-2H-indazole-7-carboxamide as described in any one of claims 1-28, prepared by dissolving a composition comprising Form II of 2-{4-[(3S)-piperidin-3-yl]phenyl}-2H-indazole-7-carboxamide or Form III of 2-{4-[(3S)-piperidin-3-yl]phenyl}-2H-indazole-7-carboxamide, or a mixture thereof, in a solvent having a water:organic solvent ratio of about 10:1 to about 400:1 (v/v), and crystallizing the crystalline Form I.
49. The composition of claim 48, wherein the water:organic solvent ratio is about 10:1 (v/v), about 50:1 (v/v), about 100:1 (v/v), about 200:1 (v/v), about 300:1 (v/v), or about 400:1 (v/v).
50. The composition of claim 48, wherein the organic solvent is a polar solvent, a polar protic solvent, a polar aprotic solvent, an ether-containing solvent, or any combination thereof.
51. The composition of claim 48, wherein the organic solvent is 2-propanol, acetone, methyl ethyl ketone, acetonitrile, acetic acid, formic acid, methyl tert-butyl ether, dioxane, dimethyl sulfoxide, or any combination thereof.
52. The composition of claim 48, wherein the organic solvent is acetone, methyl ethyl ketone, acetonitrile, methyl tert-butyl ether, dioxane, dimethyl sulfoxide, or any combination thereof.
53. The composition of claim 48, wherein the organic solvent is 2-propanol, acetic acid, formic acid, or any combination thereof.
54. The composition of claim 48, wherein the organic solvent and water is heated prior to crystallization.
55. The composition of any one of claims 1-40 and 48-54, wherein the composition is a pharmaceutical composition.
56. A pharmaceutical composition comprising crystalline Form I of 2-{4-[(3S)-piperidin-3-yl]phenyl}-2H-indazole-7-carboxamide substantially free of Form II and Form III of 2-{4-[(3S)-piperidin-3-yl]phenyl}-2H-indazole-7-carboxamide, and at least one pharmaceutically acceptable excipient.

57. The pharmaceutical composition of any one of claims 1-56, wherein the composition is in an oral dosage form.
58. The pharmaceutical composition of claim 57, wherein the oral dosage form is a tablet or capsule.
59. An article of manufacture comprising multiple unit doses of the pharmaceutical composition of any of claims 55-58 in a sealed container with written instructions for use.
60. The article of manufacture of claim 59, further comprising an induction seal, desiccant, or any combination thereof.
61. The pharmaceutical composition of claim 55 or 56 wherein the composition is in unit dose form.

1/9

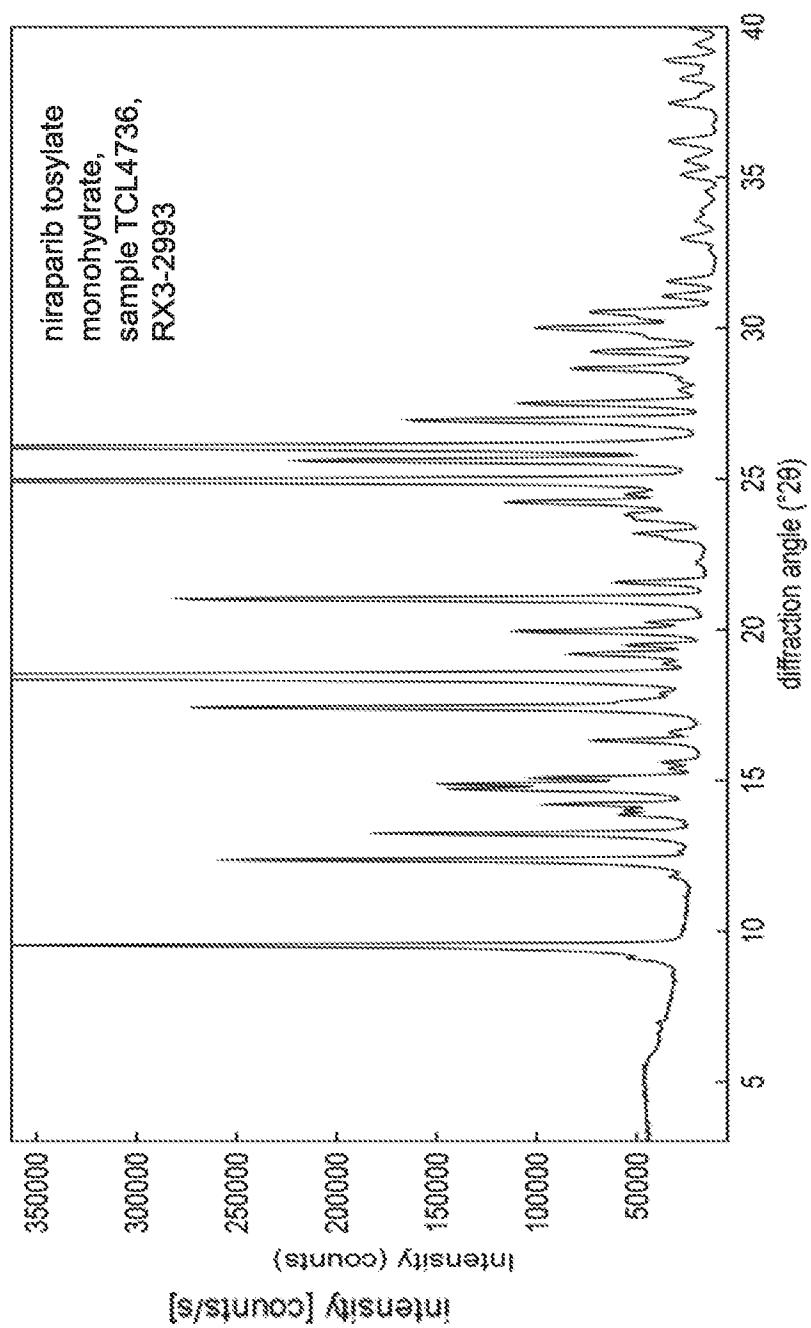


FIG. 1

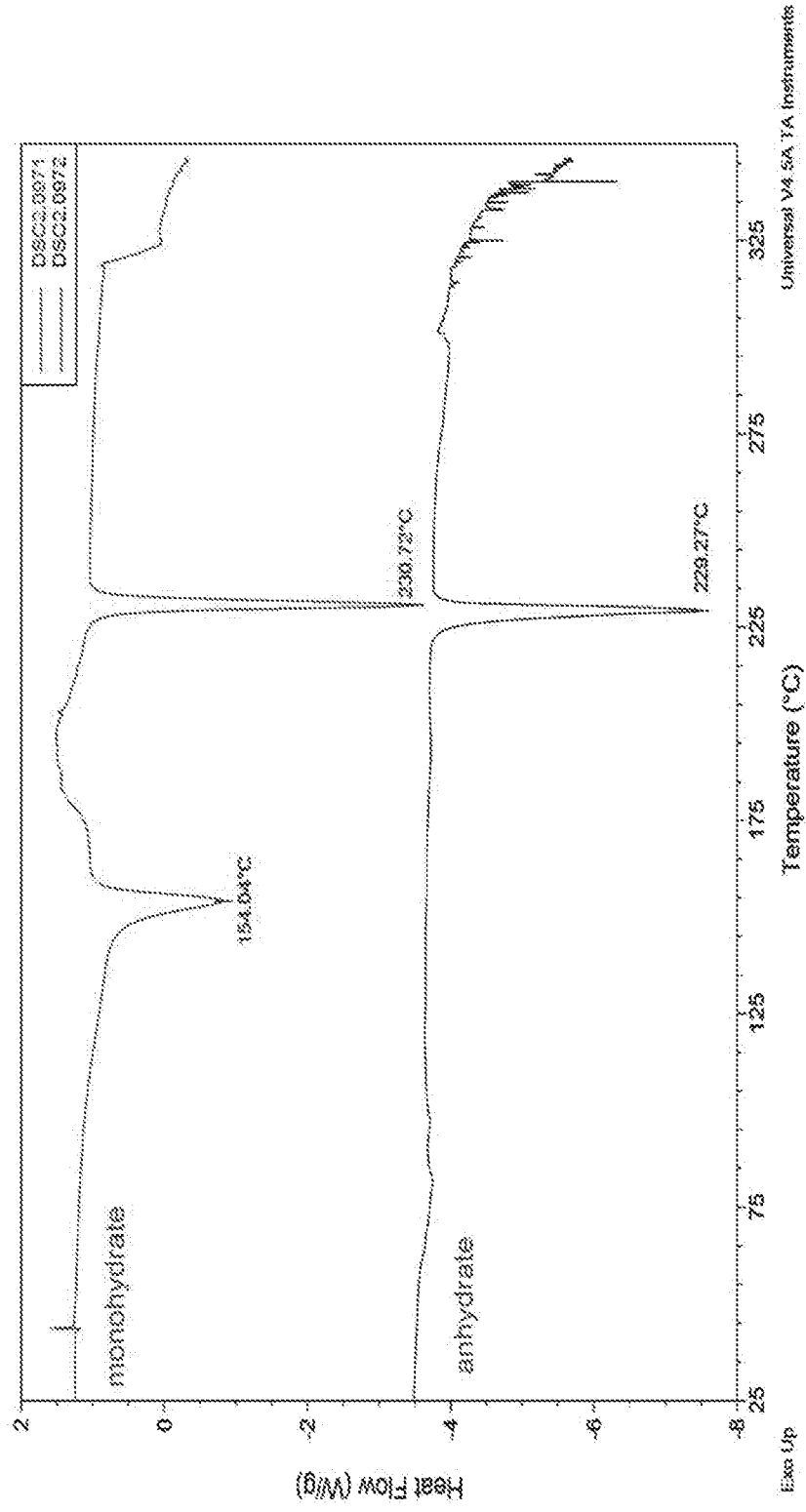


FIG. 2

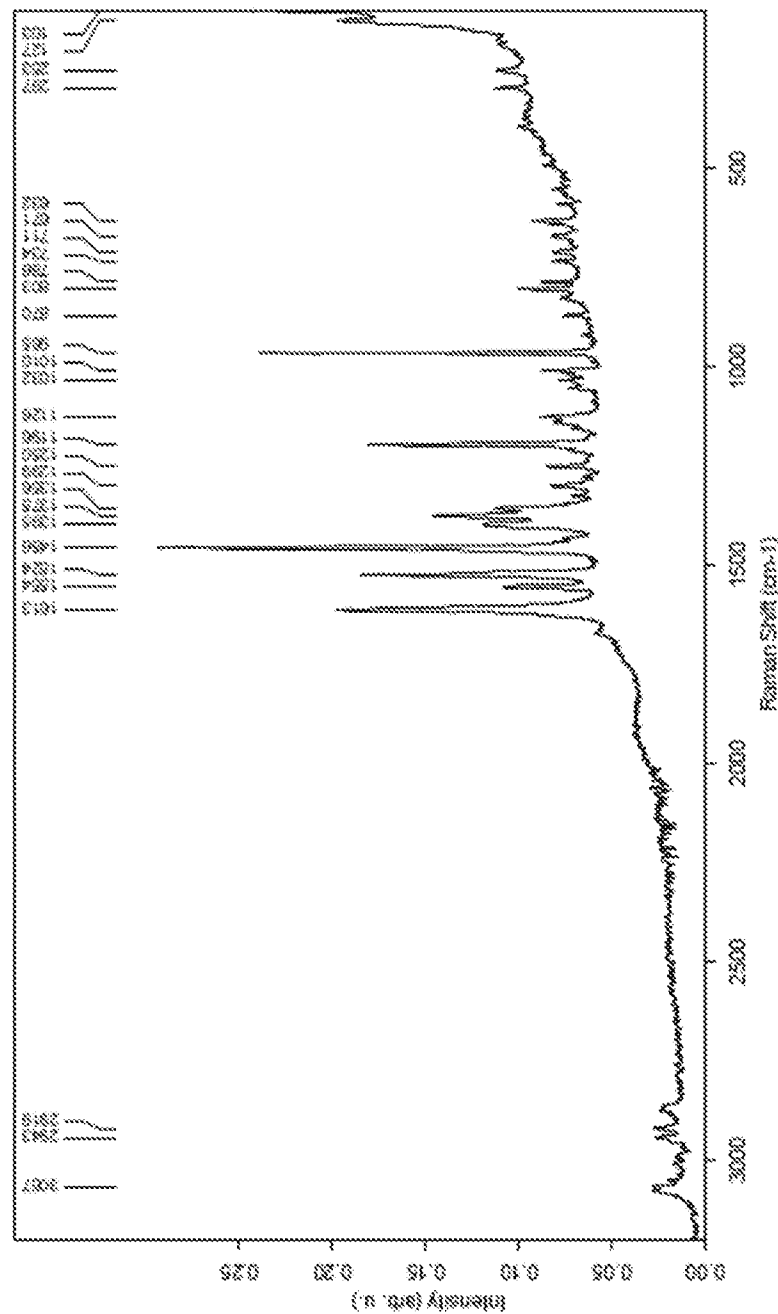


FIG. 3

4/26/2018 10:26:17 AM

C:\FTIR-05\DATA\057629-01-0181001\_2

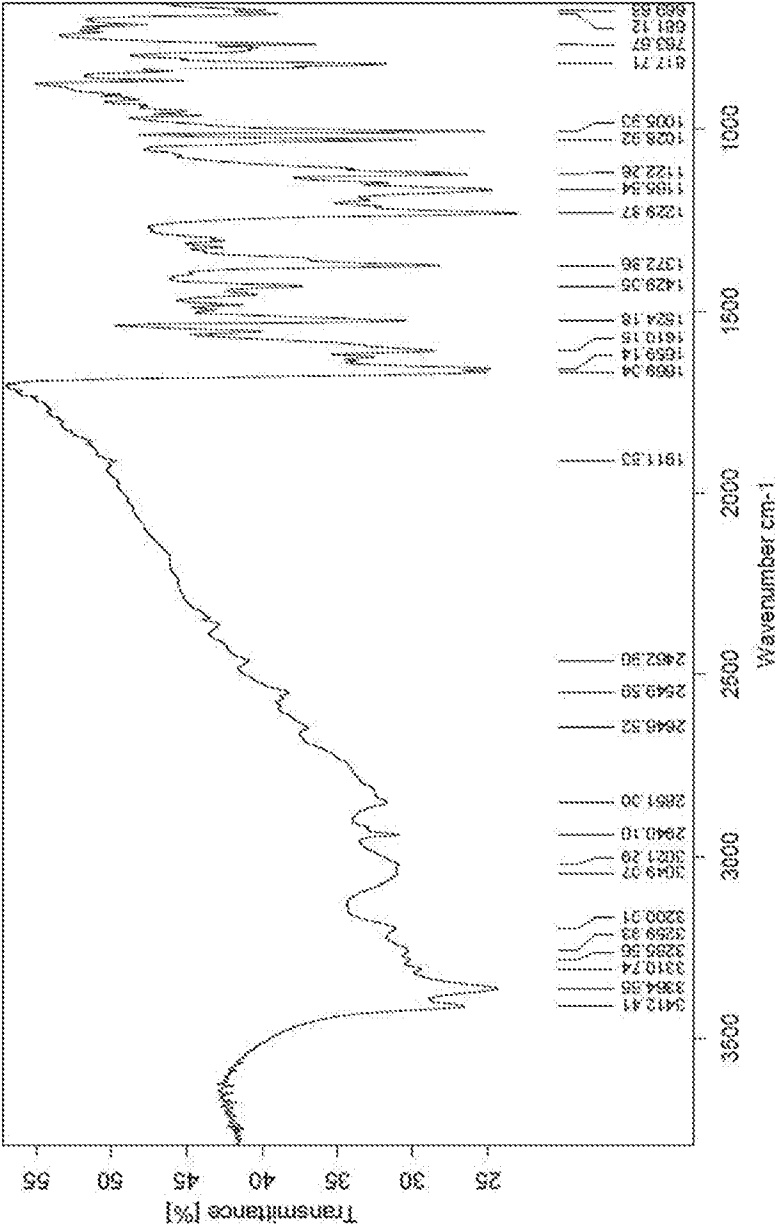


FIG. 4

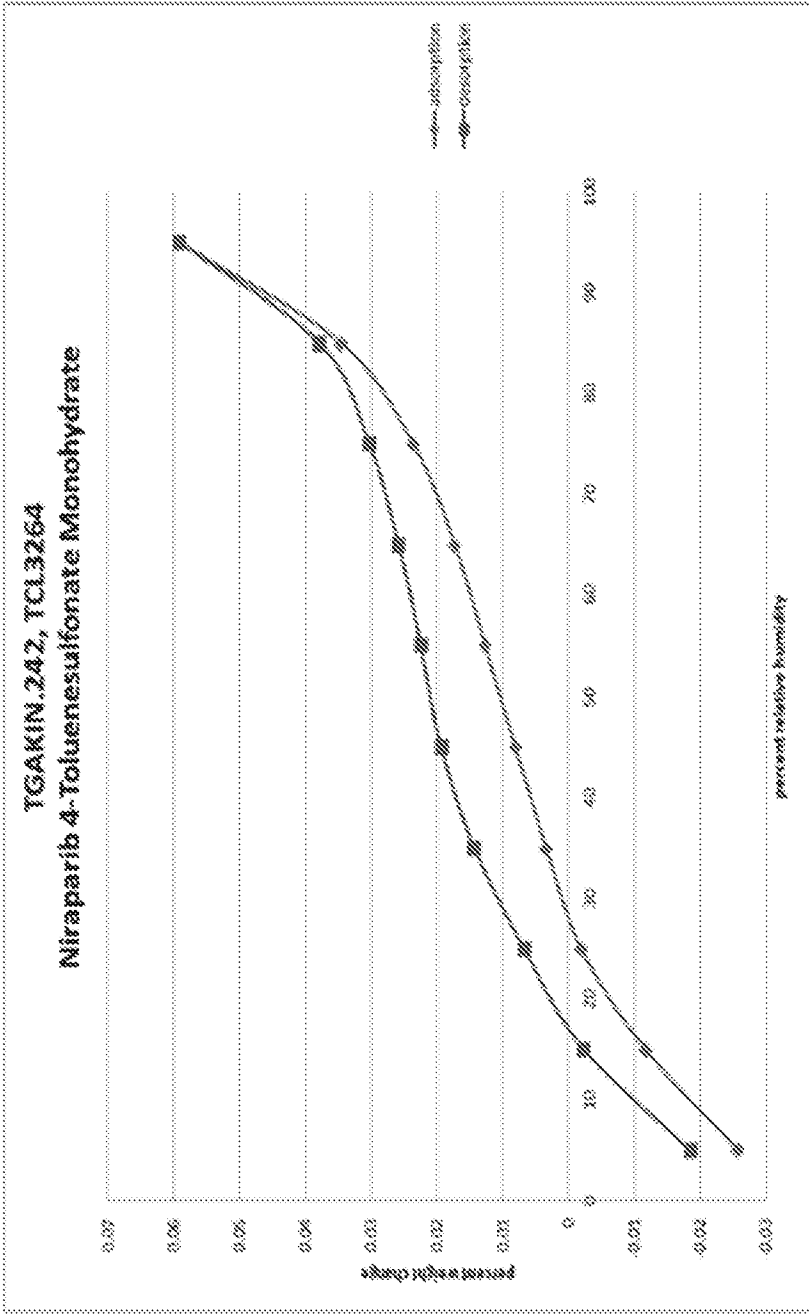


FIG. 5

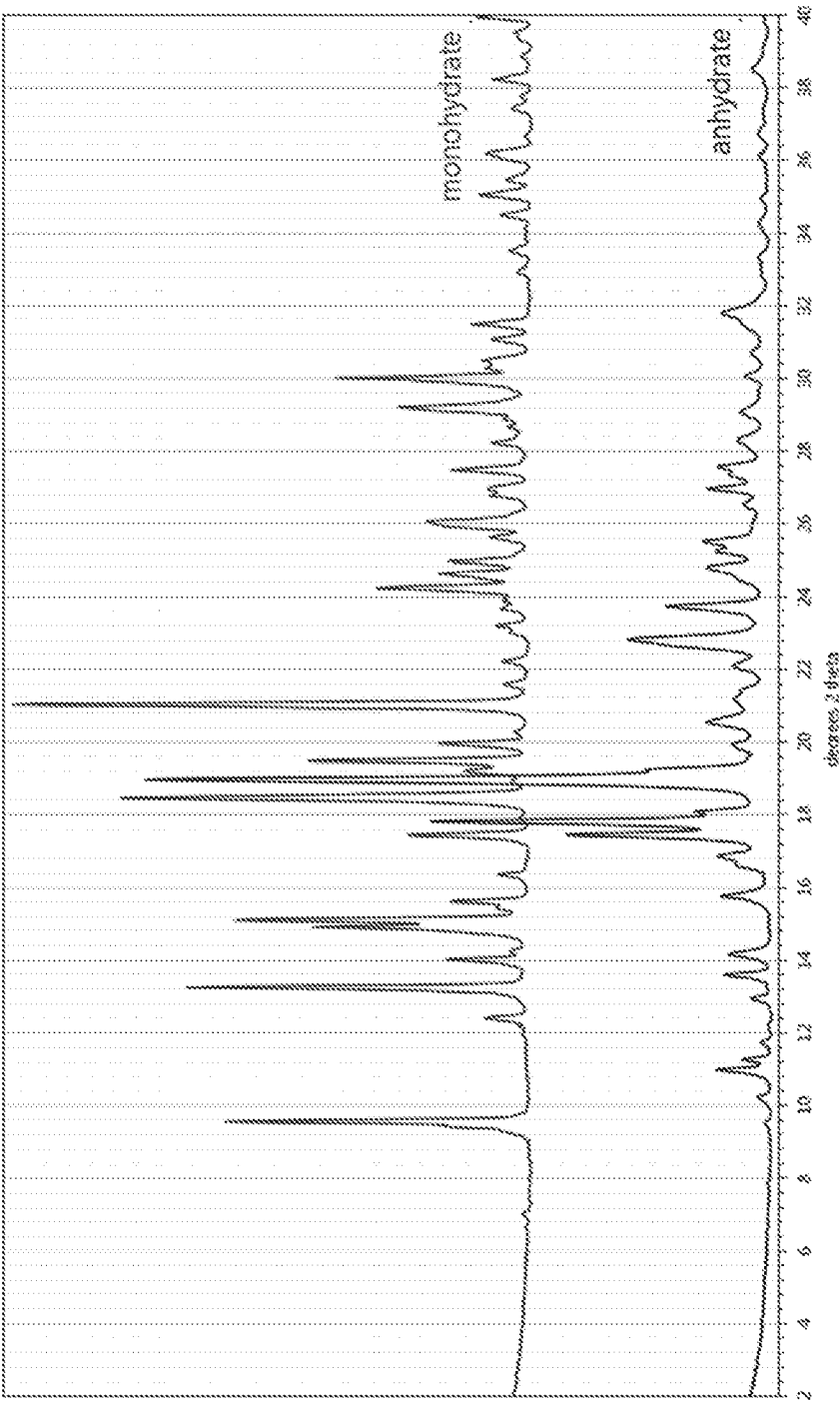


FIG. 6



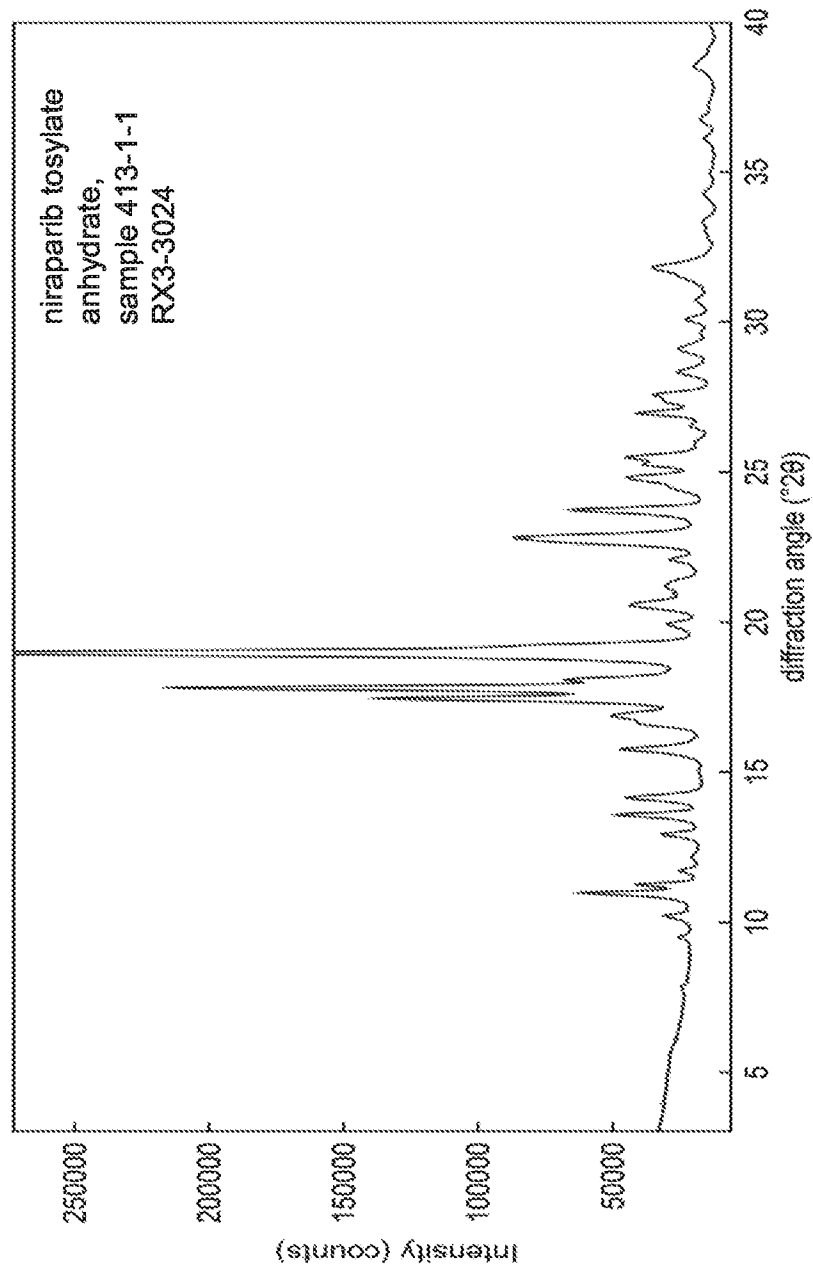


FIG. 7

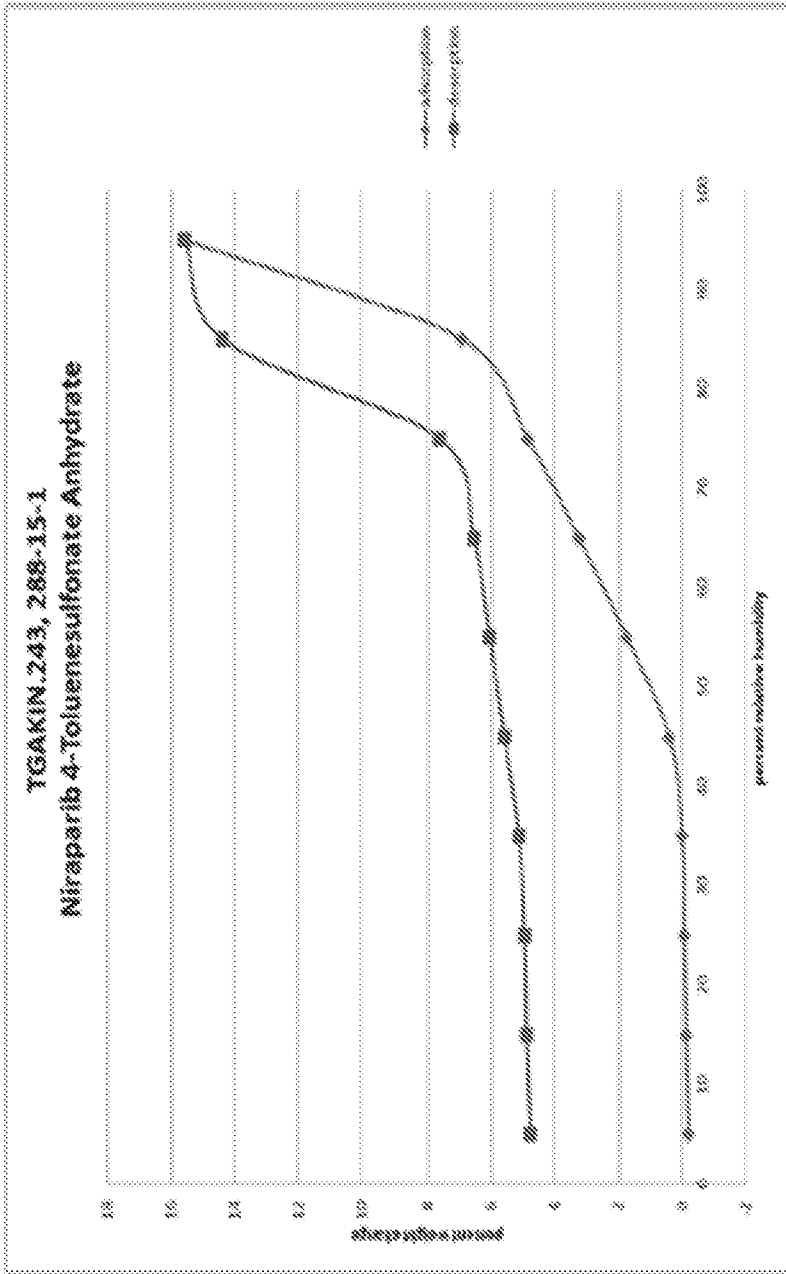


FIG. 8

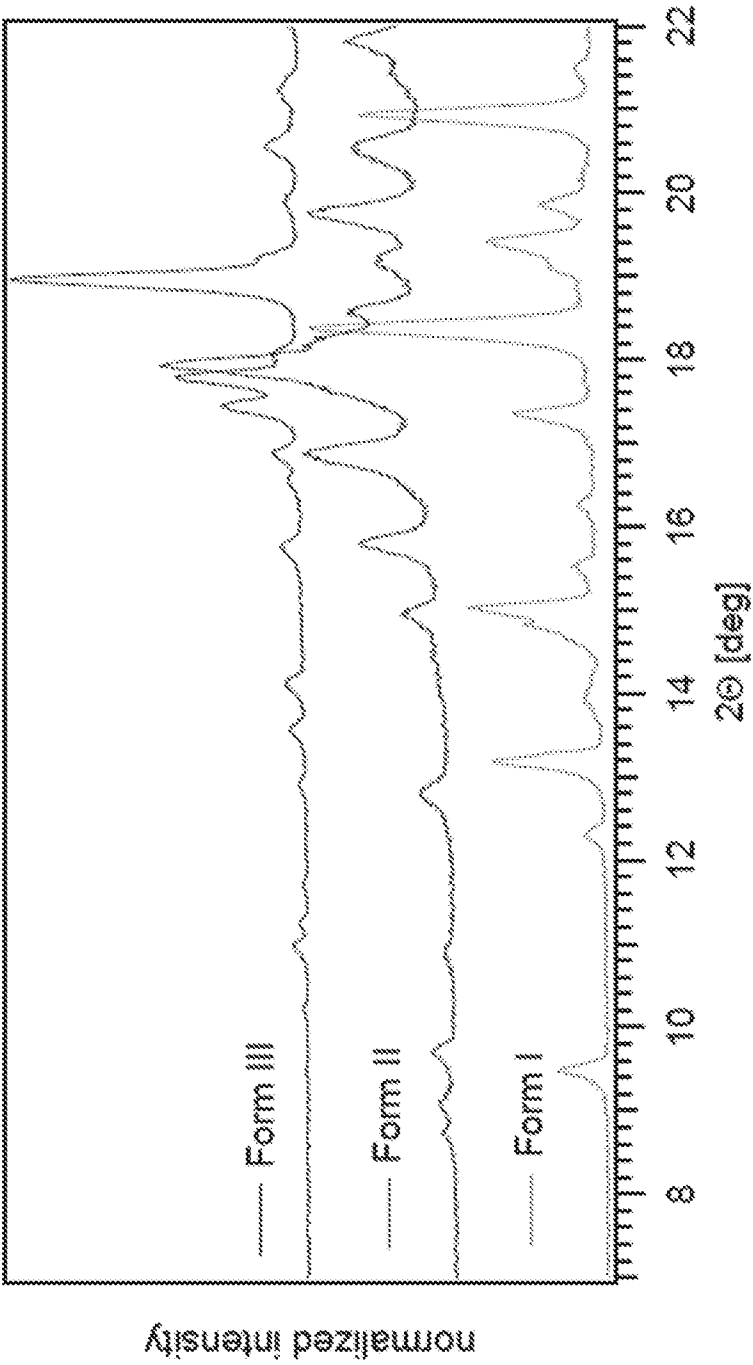


FIG. 9

## INTERNATIONAL SEARCH REPORT

International application No.

PCT/US18/24603

A. CLASSIFICATION OF SUBJECT MATTER  
 IPC - A61K 31/454; C07D 401/10 (2018.01)  
 CPC - A61K 31/454; C07D 401/10

According to International Patent Classification (IPC) or to both national classification and IPC

## B. FIELDS SEARCHED

Minimum documentation searched (classification system followed by classification symbols)

See Search History document

Documentation searched other than minimum documentation to the extent that such documents are included in the fields searched

See Search History document

Electronic data base consulted during the international search (name of data base and, where practicable, search terms used)

See Search History document

## C. DOCUMENTS CONSIDERED TO BE RELEVANT

Category*	Citation of document, with indication, where appropriate, of the relevant passages	Relevant to claim No.
A	CN 106496187 A (UNIV SHAANXI SCIENCE & TECH) 15 March 2017; English translation; claims 1, 7	1-2, 3/1-2, 11, 13, 15, 17, 29-31, 32/29-31, 34-35, 41-47, 56
A	US 2010/0286157 A1 (QUIGLEY, KA et al.) 11 November 2010; paragraphs [0075], [0081]-[0082]	1-2, 3/1-2, 11, 13, 15, 17, 29-31, 32/29-31, 34-35, 41-47, 56
A	US 2012/0214998 A1 (BIERLMAIER, S et al.) 23 August 2012; abstract; paragraphs [0004], [0006], [0060]	1-2, 3/1-2, 11, 13, 15, 17, 29-31, 32/29-31, 34-35, 41-47, 56
A	WO 2009/087381 A1 (MERCK SHARP & DOHME LTD, et al.) 16 July 2009; page 39, lines 8-14	1-2, 3/1-2, 11, 13, 15, 17, 29-31, 32/29-31, 34-35, 41-47, 56
A	(JONES, P et al.) 'Discovery of 2-{4-[(3S)-Piperidin-3-yl]phenyl}-2H-indazole-7-carboxamide (MK-4827): A Novel Oral Poly(ADP-ribose)polymerase (PARP) Inhibitor Efficacious in BRCA-1 and -2 Mutant Tumors'; 29 October 2009, Journal of Medicinal Chemistry; Volume 52, Issue 22, pages 7170-7185; page 7183, second column, third through sixth paragraphs	1-2, 3/1-2, 11, 13, 15, 17, 29-31, 32/29-31, 34-35, 41-47, 56
P, X	WO 2018/005818 A1 (TESARO, INC.) 04 January 2018; entire document	1-2, 3/1-2, 11, 13, 15, 17, 29-31, 32/29-31, 34-35, 41-47, 56



Further documents are listed in the continuation of Box C.



See patent family annex.

\* Special categories of cited documents:

"A" document defining the general state of the art which is not considered to be of particular relevance

"E" earlier application or patent but published on or after the international filing date

"L" document which may throw doubts on priority claim(s) or which is cited to establish the publication date of another citation or other special reason (as specified)

"O" document referring to an oral disclosure, use, exhibition or other means

"P" document published prior to the international filing date but later than the priority date claimed

"T" later document published after the international filing date or priority date and not in conflict with the application but cited to understand the principle or theory underlying the invention

"X" document of particular relevance; the claimed invention cannot be considered novel or cannot be considered to involve an inventive step when the document is taken alone

"Y" document of particular relevance; the claimed invention cannot be considered to involve an inventive step when the document is combined with one or more other such documents, such combination being obvious to a person skilled in the art

"&" document member of the same patent family

Date of the actual completion of the international search

06 May 2018 (06.05.2018)

Date of mailing of the international search report

20 JUL 2018

Name and mailing address of the ISA/

Mail Stop PCT, Attn: ISA/US, Commissioner for Patents

P.O. Box 1450, Alexandria, Virginia 22313-1450

Facsimile No. 571-273-8300

Authorized officer

Shane Thomas

PCT Helpdesk: 571-272-4300  
 PCT OSP: 571-272-7774

# INTERNATIONAL SEARCH REPORT

International application No.

PCT/US18/24603

## Box No. II Observations where certain claims were found unsearchable (Continuation of item 2 of first sheet)

This international search report has not been established in respect of certain claims under Article 17(2)(a) for the following reasons:

1. ☐ Claims Nos.:  
because they relate to subject matter not required to be searched by this Authority, namely:
2. ☐ Claims Nos.:  
because they relate to parts of the international application that do not comply with the prescribed requirements to such an extent that no meaningful international search can be carried out, specifically:
3. ☒ Claims Nos.: 4-10, 12, 14, 16, 18-28, 33, 36-40, 48-55, 57-61  
because they are dependent claims and are not drafted in accordance with the second and third sentences of Rule 6.4(a).

## Box No. III Observations where unity of invention is lacking (Continuation of item 3 of first sheet)

This International Searching Authority found multiple inventions in this international application, as follows:

\*\*\*-Please See Within the Next Supplemental Box-\*\*\*

1. ☐ As all required additional search fees were timely paid by the applicant, this international search report covers all searchable claims.
2. ☐ As all searchable claims could be searched without effort justifying additional fees, this Authority did not invite payment of additional fees.
3. ☐ As only some of the required additional search fees were timely paid by the applicant, this international search report covers only those claims for which fees were paid, specifically claims Nos.:
4. ☒ No required additional search fees were timely paid by the applicant. Consequently, this international search report is restricted to the invention first mentioned in the claims; it is covered by claims Nos.:  
1-2, 3/1-2, 11, 13, 15, 17, 41-47, 56

### Remark on Protest

- ☐ The additional search fees were accompanied by the applicant's protest and, where applicable, the payment of a protest fee.
- ☐ The additional search fees were accompanied by the applicant's protest but the applicable protest fee was not paid within the time limit specified in the invitation.
- ☐ No protest accompanied the payment of additional search fees.

## INTERNATIONAL SEARCH REPORT

International application No.

PCT/US18/24603

-\*\*\*-Continued from Box No. III Observations where unity of invention is lacking -\*\*\*-

This application contains the following inventions or groups of inventions which are not so linked as to form a single general inventive concept under PCT Rule 13.1. In order for all inventions to be examined, the appropriate additional examination fees must be paid.

Group I: Claims 1-3, 11, 13, 15, 17, 41-47, and 56 are directed toward the crystalline Form I of 2-{4-[(3S)-piperidin-3-yl]phenyl}-2H-indazole-7-carboxamide.

Group II: Claims 25-33 are directed toward the crystalline Form II of 2-{4-[(3S)-piperidin-3-yl]phenyl}-2H-indazole-7-carboxamide.

Group III: Claims 34-43 are directed toward the crystalline Form III of 2-{4-[(3S)-piperidin-3-yl]phenyl}-2H-indazole-7-carboxamide.

The inventions listed as Groups I-III do not relate to a single general inventive concept under PCT Rule 13.1 because, under PCT Rule 13.2, they lack the same or corresponding special technical features for the following reasons: the special technical features of Group I include the crystalline Form I of 2-{4-[(3S)-piperidin-3-yl]phenyl}-2H-indazole-7-carboxamide, which are not present in Groups II-III; the special technical features of Group II include the crystalline Form II of 2-{4-[(3S)-piperidin-3-yl]phenyl}-2H-indazole-7-carboxamide, which are not present in Groups I and III; and the special technical features of Group III include the crystalline Form III of 2-{4-[(3S)-piperidin-3-yl]phenyl}-2H-indazole-7-carboxamide, which are not present in Groups I-II.

The common technical features of Groups I-III are a crystalline form of 2-{4-[(3S)-piperidin-3-yl]phenyl}-2H-indazole-7-carboxamide.

These common technical features are disclosed by CN 106496187 A (UNIV SHAANXI SCIENCE & TECH) (hereinafter 'Shaanxi').

Shaanxi discloses a crystalline form of 2-{4-[(3S)-piperidin-3-yl]phenyl}-2H-indazole-7-carboxamide (crystalline form of niraparib (2-{4-[(3S)-piperidin-3-yl]phenyl}-2H-indazole-7-carboxamide); claims 1, 7).

Since the common technical features are previously disclosed by Shaanxi, these common features are not special and so Groups I-III lack unity.