



US00D402350S

United States Patent [19]  
Andrus et al.

[11] Patent Number: Des. 402,350  
[45] Date of Patent: \*\*Dec. 8, 1998

[54] HAND HELD SHOWERHEAD

[75] Inventors: Leonard C. Andrus, Plymouth; Ronald D. Green, New Hudson; Bruce Higgins, South Lyon, all of Mich.

[73] Assignee: Brass-Craft Manufacturing Company, Novi, Mich.

[\*\*] Term: 14 Years

[21] Appl. No.: 84,161

[22] Filed: Feb. 25, 1998

Related U.S. Application Data

[62] Division of Ser. No. 071,412, May 29, 1997.

[51] LOC (6) Cl. .... 23-01

[52] U.S. Cl. .... D23/223

[58] Field of Search .... D23/213, 223-226; 239/394, 276, 459, 460, 525-8

References Cited

U.S. PATENT DOCUMENTS

D. 251,678 4/1979 Kwan ..... D23/223

D. 337,810 7/1993 Bengston et al. .... D23/223

D. 354,334 1/1995 Koenig ..... D23/223

D. 363,341 10/1995 Starck ..... D23/223

Primary Examiner—Alan P. Douglas

Assistant Examiner—Robin V. Taylor

Attorney, Agent, or Firm—Myron B. Kapustij; Malcolm L. Sutherland

CLAIM

The ornamental design for a hand held showerhead, as shown and described.

DESCRIPTION

FIG. 1 is a front perspective view of a hand held showerhead showing our new design;

FIG. 2 is a front elevational view thereof;

FIG. 3 is a left side elevational view thereof, the right side being a mirror image;

FIG. 4 is a front perspective view of a second embodiment thereof differing from the embodiment shown in FIG. 1 in that the handle has grooves therein;

FIG. 5 is a front elevational view of the second embodiment shown in FIG. 4; and,

FIG. 6 is a left side elevational view of the second embodiment shown in FIG. 4, the right side being a mirror image. The broken line representation of the faceplate in FIGS. 1-6 is for purposes of illustration only and forms no part of FIGS. 1-6.

1 Claim, 4 Drawing Sheets

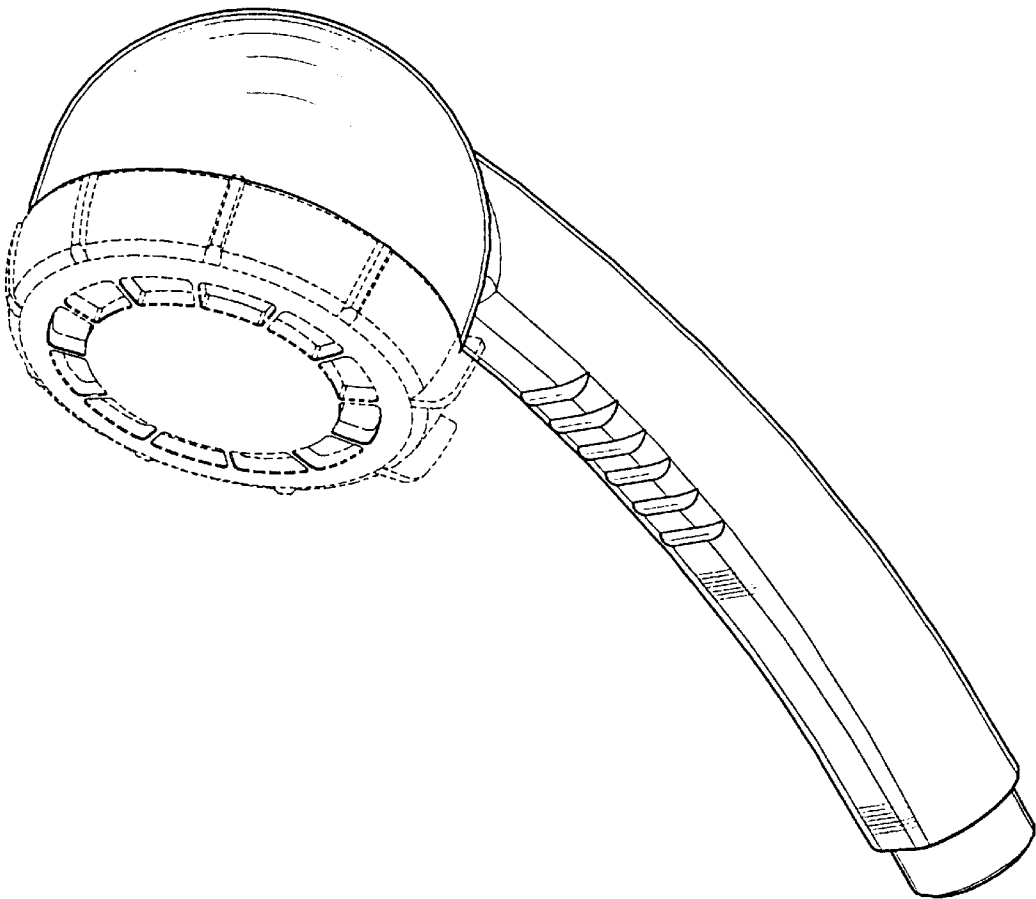


Fig-1

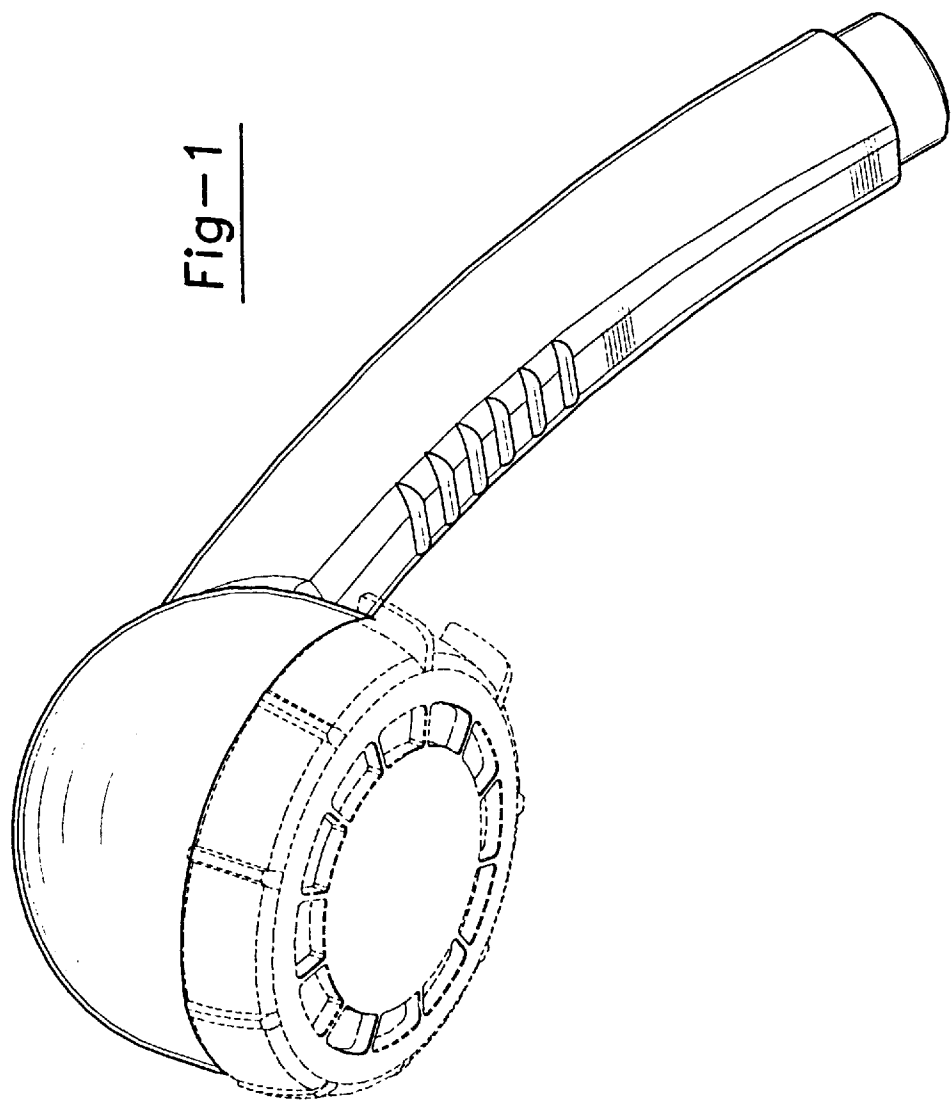


Fig-2

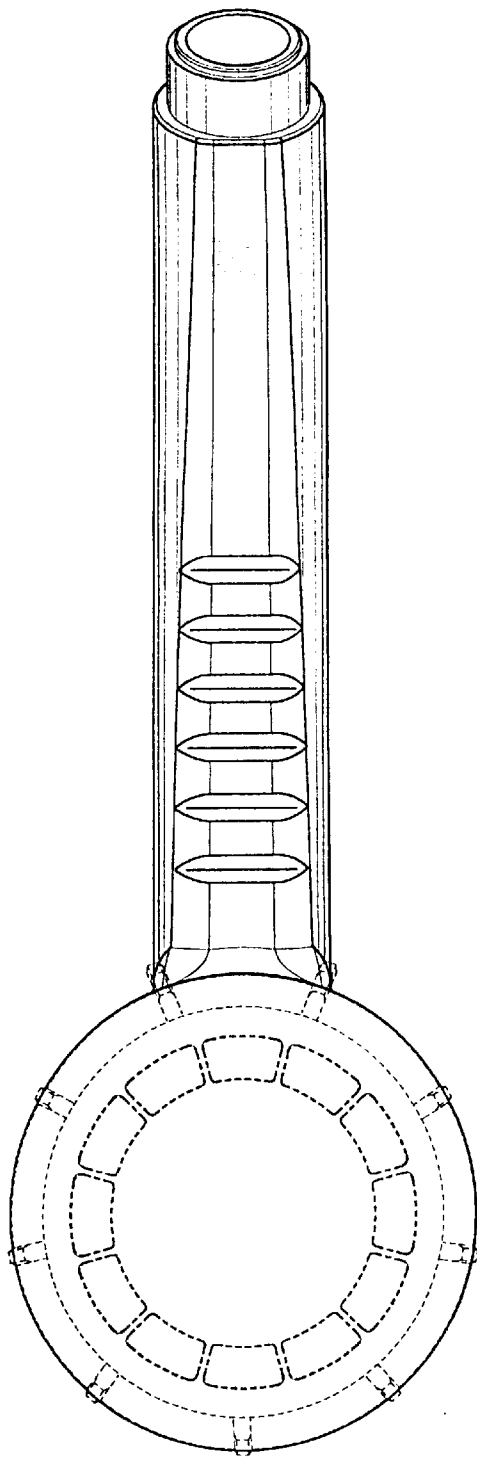
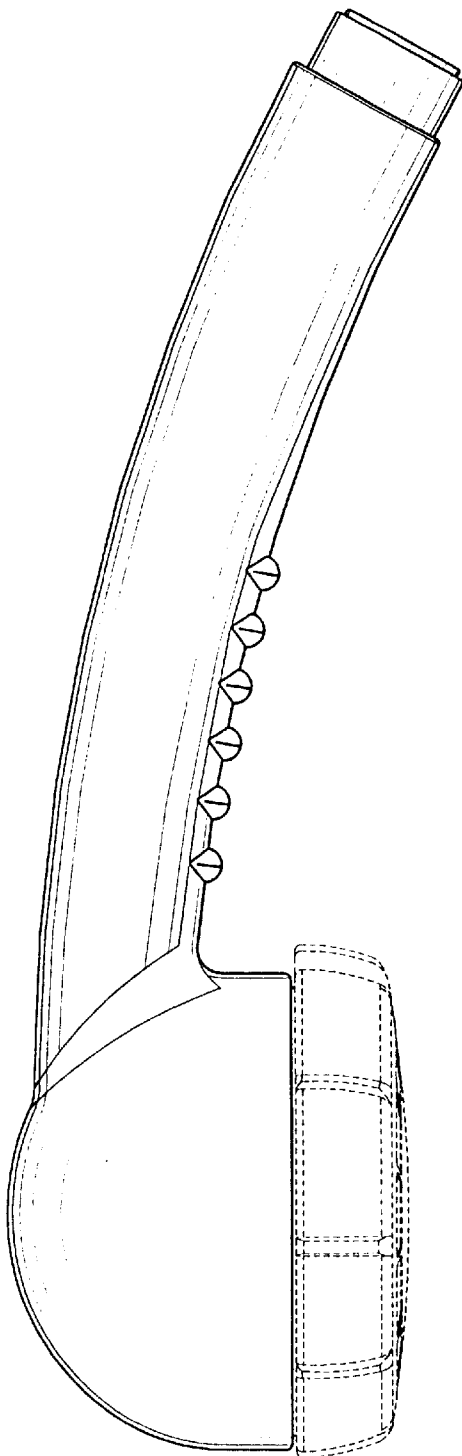


Fig-3



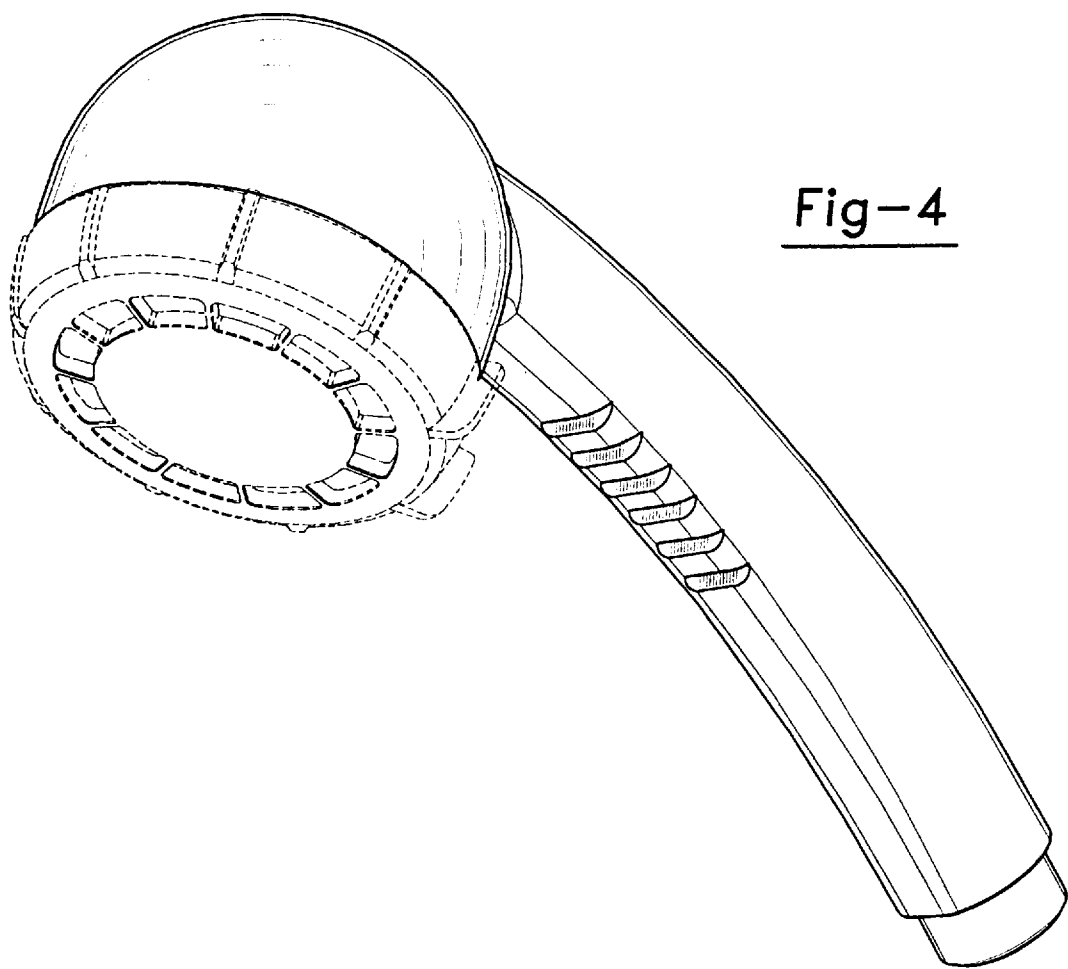


Fig-4

Fig-5

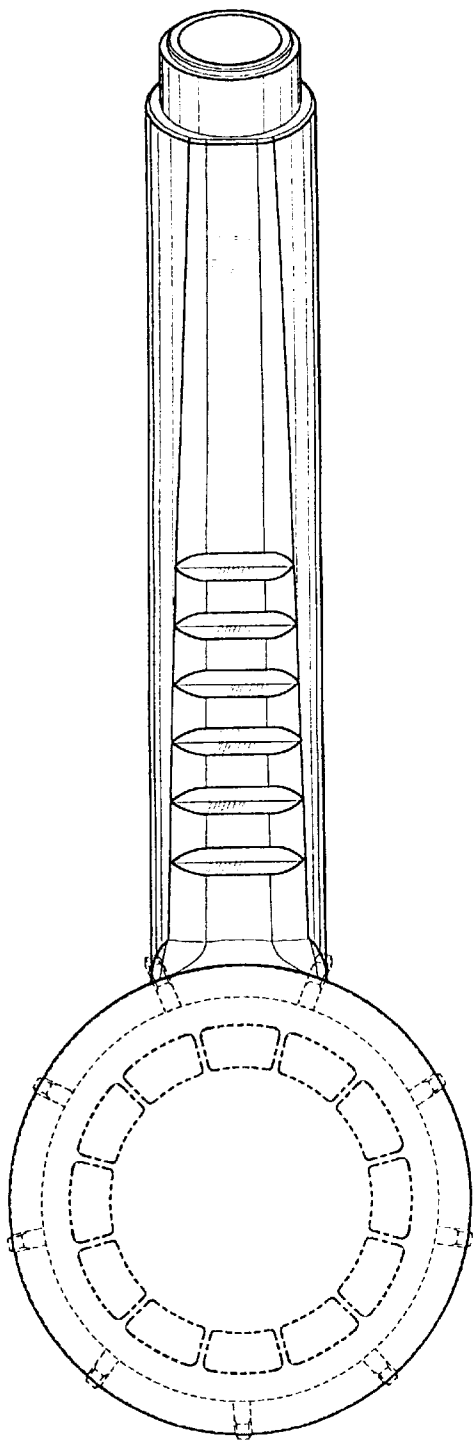


Fig-6

