



US00D705339S

(12) **United States Design Patent**
Yoo

(10) **Patent No.:** **US D705,339 S**

(45) **Date of Patent:** **** May 20, 2014**

- (54) **EYEGLASS**
- (75) Inventor: **George Yoo**, Aliso Viejo, CA (US)
- (73) Assignee: **Oakley, Inc.**, Foothill Ranch, CA (US)
- (**) Term: **14 Years**
- (21) Appl. No.: **29/407,956**
- (22) Filed: **Dec. 5, 2011**
- (51) **LOC (10) Cl.** **16-06**
- (52) **U.S. Cl.**
USPC **D16/315**
- (58) **Field of Classification Search**
USPC D16/101, 300-342, 900; D29/109-110;
351/41, 44, 51-52, 62, 158, 92,
351/103-123, 140-153, 63, 59, 45-46;
2/426-432, 447-449, 441, 434-437,
2/13, 15; D21/483, 659-661; D14/372
See application file for complete search history.

| | | | |
|--------------|---------|------------------|---------|
| D564,568 S | 3/2008 | Moritz | |
| D564,571 S | 3/2008 | Jannard et al. | |
| D569,412 S | 5/2008 | Jannard et al. | |
| D581,446 S | 11/2008 | Yee | |
| D581,447 S | 11/2008 | Yee | |
| D582,960 S * | 12/2008 | Fuchs | D16/315 |
| D583,851 S | 12/2008 | Lane | |
| D584,330 S | 1/2009 | Chen | |
| 7,497,569 B2 | 3/2009 | Webb | |
| D590,432 S | 4/2009 | Yee | |
| D591,787 S | 5/2009 | Yee | |
| D599,836 S | 9/2009 | Rohrbach | |
| D600,269 S | 9/2009 | Masui | |
| D601,613 S * | 10/2009 | Yee | D16/315 |
| D615,580 S * | 5/2010 | Baden et al. | D16/326 |
| D622,755 S | 8/2010 | Yee | |
| D623,683 S | 9/2010 | Rohrbach | |
| D640,725 S | 6/2011 | Moritz et al. | |
| D652,442 S * | 1/2012 | Yee et al. | D16/326 |
| D654,529 S * | 2/2012 | Markovitz et al. | D16/315 |

(Continued)

Primary Examiner — Raphael Barkai
(74) *Attorney, Agent, or Firm* — Knobbe Martens Olson & Bear, LLP

(56) **References Cited**
U.S. PATENT DOCUMENTS

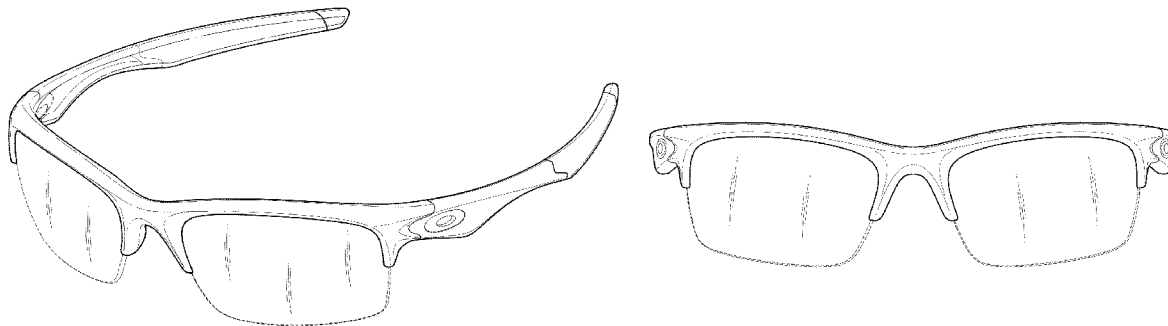
| | | |
|--------------|---------|----------------|
| D196,000 S | 8/1963 | McNeill |
| 4,787,730 A | 11/1988 | Bristol |
| D398,021 S | 9/1998 | Bolle |
| D469,459 S | 1/2003 | Moritz |
| D474,223 S | 5/2003 | Chen |
| D476,354 S | 6/2003 | Chen |
| D483,392 S | 12/2003 | Chen |
| D508,515 S | 8/2005 | Yee et al. |
| D511,540 S | 11/2005 | Hsu |
| D514,613 S | 2/2006 | Jannard et al. |
| D529,066 S | 9/2006 | Matera |
| D543,572 S | 5/2007 | Yee et al. |
| D543,574 S | 5/2007 | Jannard et al. |
| 7,222,958 B1 | 5/2007 | Chiou |
| D544,020 S | 6/2007 | Thixton et al. |
| D545,868 S | 7/2007 | Chuang |
| D553,173 S | 10/2007 | Baden et al. |
| D553,177 S | 10/2007 | Chen |

(57) **CLAIM**
The ornamental design for an eyeglass, as shown and described.

DESCRIPTION

FIG. 1 is a front perspective view of an eyeglass of the present invention;
FIG. 2 is a front elevational view thereof;
FIG. 3 is a rear elevational view thereof;
FIG. 4 is a left side elevational view thereof, the right side elevational view being a mirror image thereof;
FIG. 5 is a top plan view thereof; and,
FIG. 6 is a bottom plan view thereof.
The broken line portions of the drawings are for illustrative purposes only and form no part of the claimed design.

1 Claim, 4 Drawing Sheets



US D705,339 S

Page 2

(56)

References Cited

U.S. PATENT DOCUMENTS

| | | | | |
|-----------------|---------|--------------------|---------|---------------------|
| D659,181 S * | 5/2012 | Moritz | D16/326 | |
| D675,664 S * | 2/2013 | Moritz | D16/315 | * cited by examiner |
| D681,093 S * | 4/2013 | Slosar et al. | D16/315 | |
| D692,047 S * | 10/2013 | Shin | D16/325 | |
| 2006/0238700 A1 | 10/2006 | Del Vecchio | | |

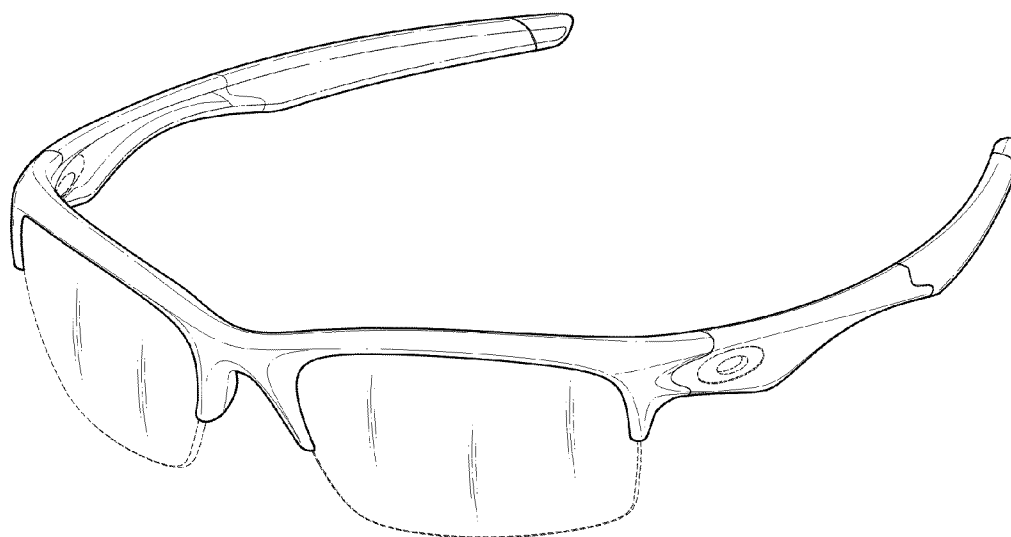


FIG. 1

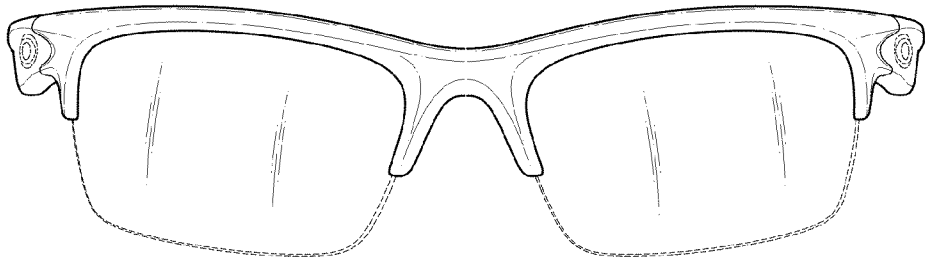


FIG. 2

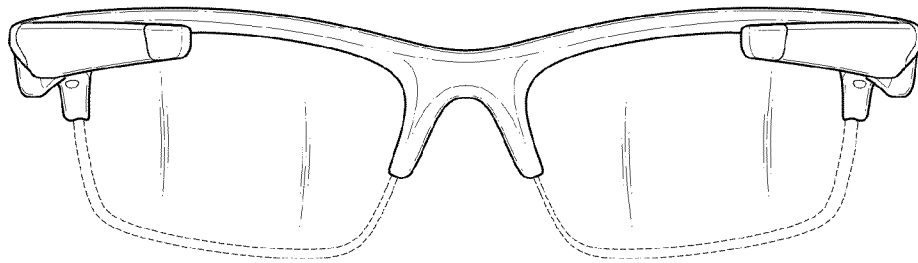


FIG. 3

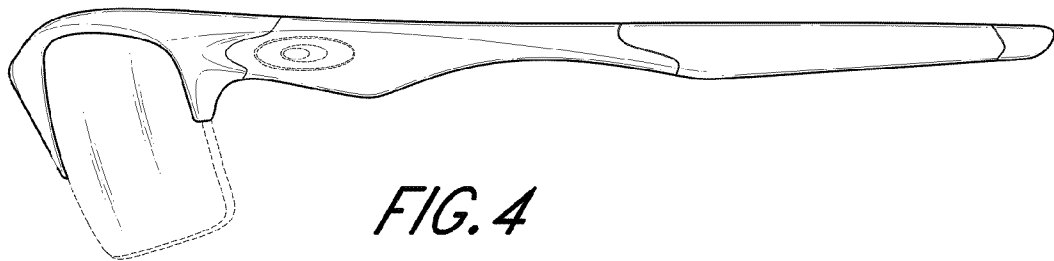


FIG. 4

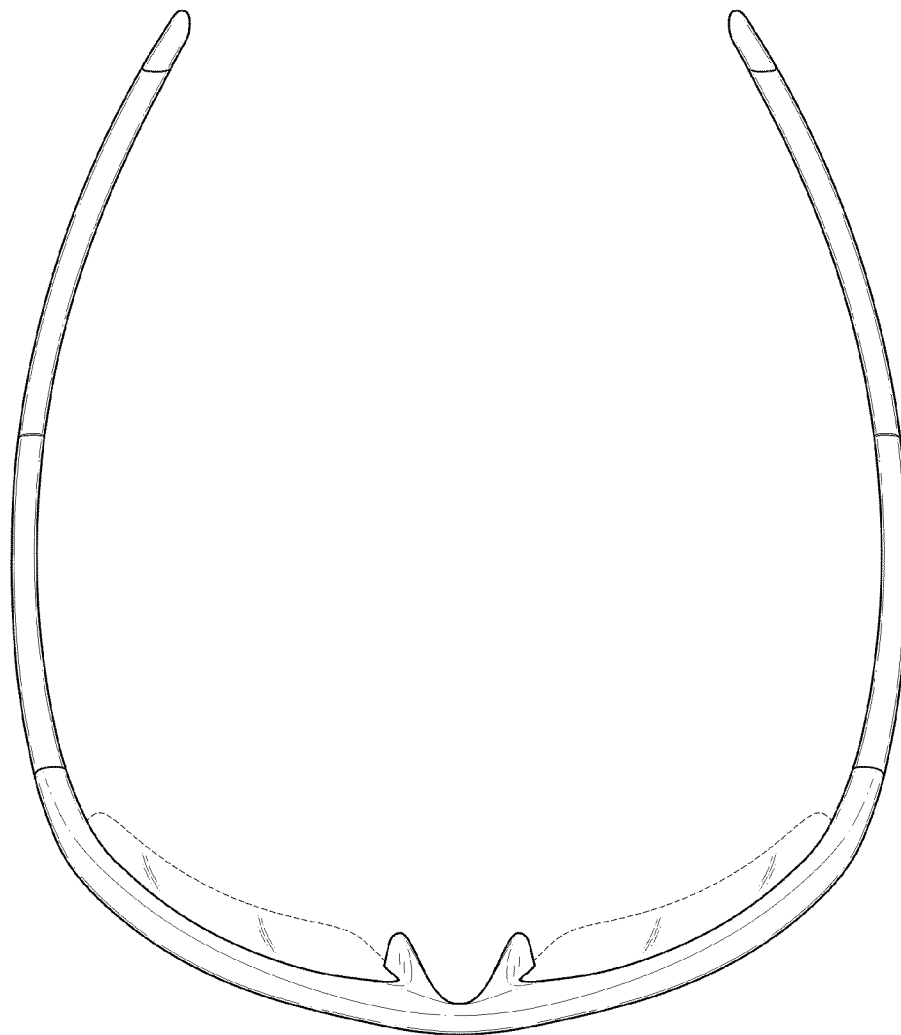


FIG. 5

FIG. 6

