



US00D372310S

United States Patent [19]
Hartnett

[11] **Patent Number:** **Des. 372,310**
[45] **Date of Patent:** ****Jul. 30, 1996**

[54] **SURGICAL PUNCH**

[75] Inventor: **Terrance M. Hartnett**, Raleigh, N.C.

[73] Assignee: **Pilling Weck Incorporated**, Fort Washington, Pa.

[**] Term: **14 Years**

[21] Appl. No.: **40,967**

[22] Filed: **Jun. 30, 1995**

[52] U.S. Cl. **D24/146; D24/114**

[58] **Field of Search** **D24/114, 146, D24/147; 606/184, 185, 171, 174, 167, 181, 182; 128/754**

[56] **References Cited**

U.S. PATENT DOCUMENTS

3,104,666	9/1963	Hale et al. .	
3,776,237	12/1973	Hill et al. .	
4,018,228	4/1977	Goosen .	
4,216,776	8/1980	Downie et al. .	
5,129,913	7/1992	Ruppert .	
5,192,294	3/1993	Blake III	606/184
5,387,227	2/1995	Grice	606/184
5,403,338	4/1995	Milo	606/184

OTHER PUBLICATIONS

Pilling Surgical Instruments 1993, "Aortic Punches" p. 309 © 1993.

Primary Examiner—Louis S. Zarfes

Assistant Examiner—I. Simmons

Attorney, Agent, or Firm—Howson and Howson

[57] **CLAIM**

The ornamental design for a surgical punch, as shown and described.

DESCRIPTION

FIG. 1 is a side elevational view of a surgical punch showing my new design;

FIG. 2 is a top plan view thereof;

FIG. 3 is a rear elevational view thereof;

FIG. 4 is a front elevational view of thereof;

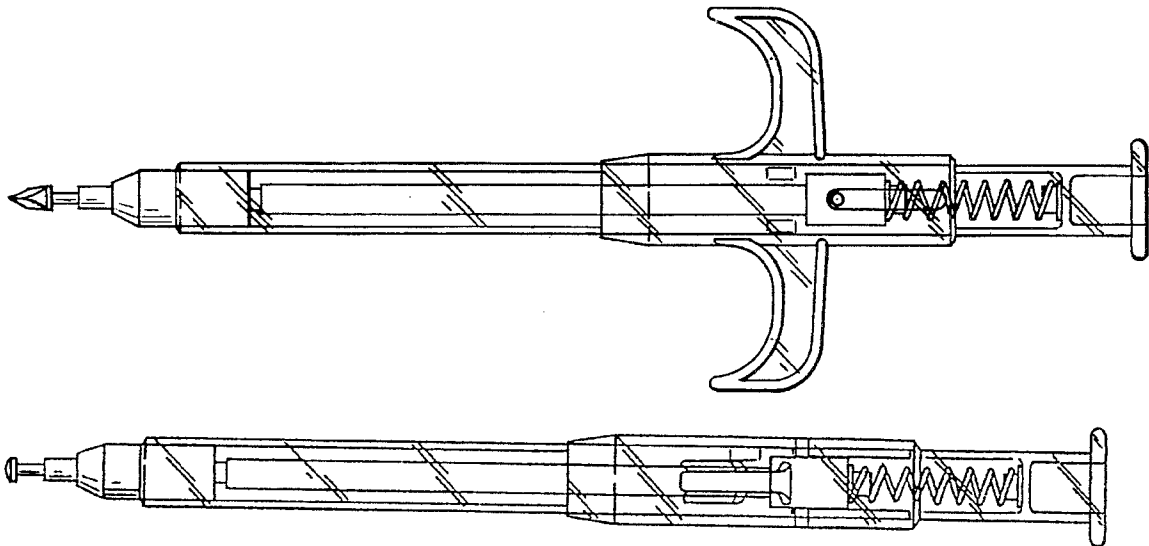
FIG. 5 is a side elevational view of a surgical punch showing a second embodiment of my new design;

FIG. 6 is as top plan view of the surgical punch of FIG. 5 ; and,

FIG. 7 is a front elevational view of the surgical punch of FIG. 5.

The rear elevational view of the surgical punch of FIG. 5 is identical to the view shown in FIG. 3.

1 Claim, 2 Drawing Sheets



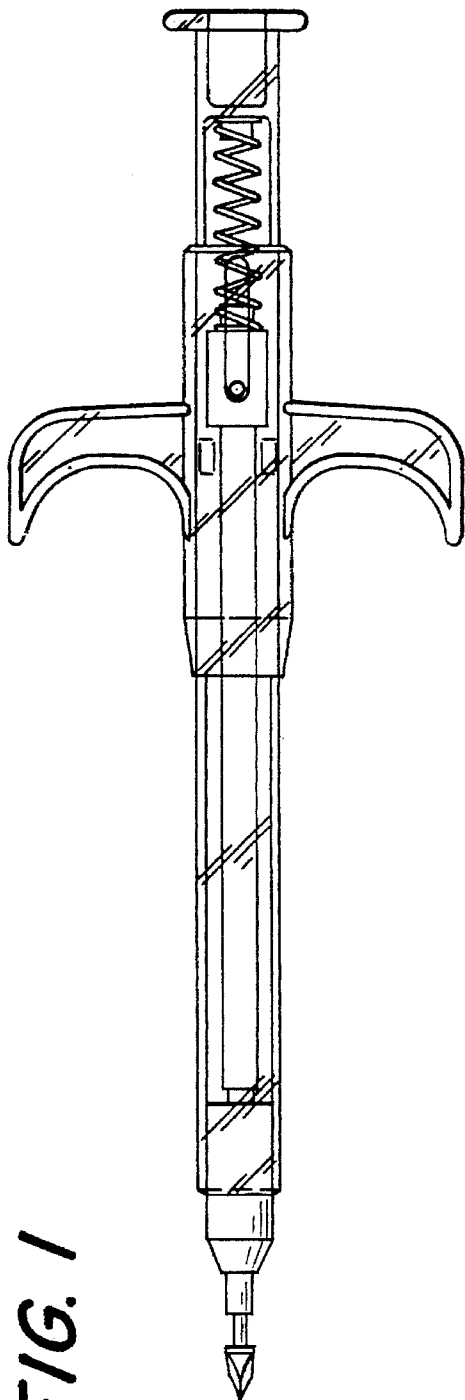


FIG. 1

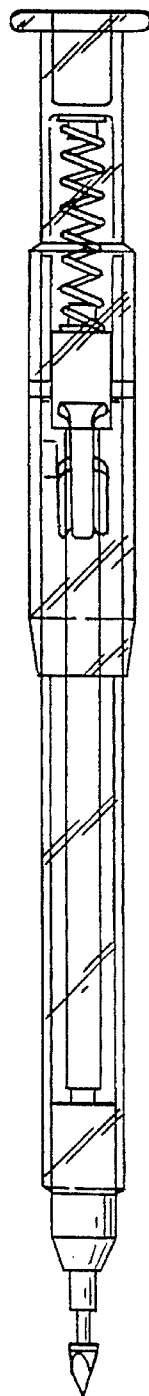


FIG. 2

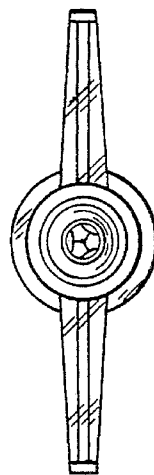


FIG. 4

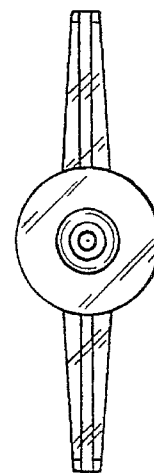


FIG. 3

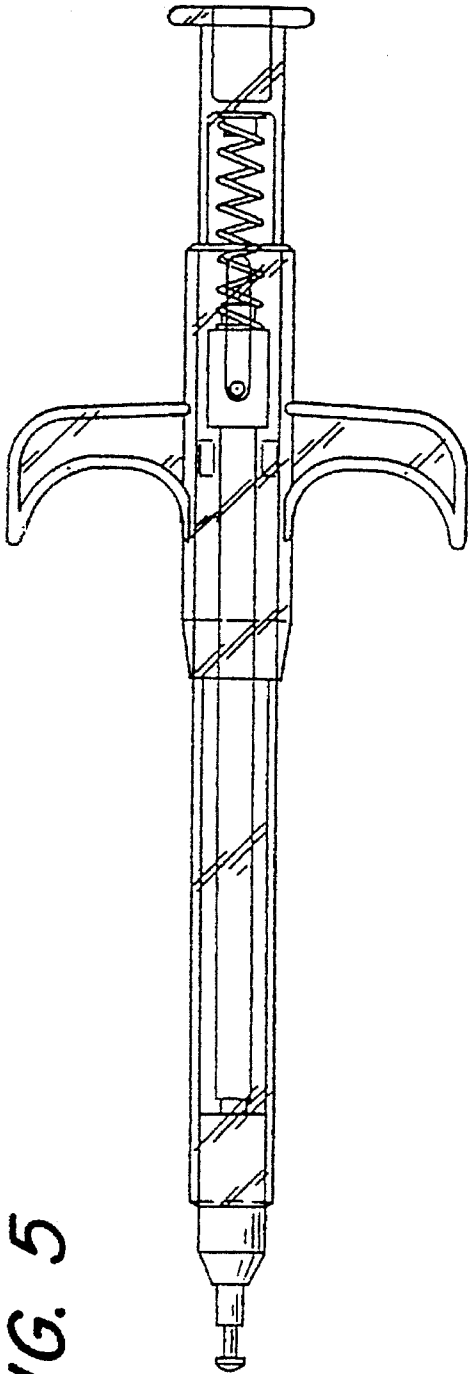


FIG. 5

FIG. 6

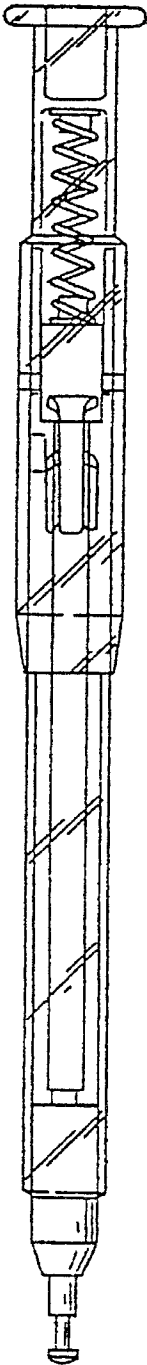


FIG. 7

