



US00D766543S

(12) **United States Design Patent**
Jones et al.

(10) **Patent No.:** **US D766,543 S**

(45) **Date of Patent:** **** Sep. 20, 2016**

(54) **GLOVE**

(71) Applicants: **Phil A. Jones**, St. Paul, MN (US);
Alexis M. Jones, St. Paul, MN (US)

(72) Inventors: **Phil A. Jones**, St. Paul, MN (US);
Alexis M. Jones, St. Paul, MN (US)

(**) Term: **14 Years**

(21) Appl. No.: **29/461,622**

(22) Filed: **Jul. 25, 2013**

Related U.S. Application Data

(63) Continuation-in-part of application No. 29/428,219,
filed on Jul. 27, 2012, now abandoned.

(51) **LOC (10) Cl.** **02-06**

(52) **U.S. Cl.**
USPC **D2/615**; D2/619

(58) **Field of Classification Search**
USPC D2/610, 613, 614, 615, 616, 617, 619,
D2/622; D20/33, 32; D21/807; D28/63;
D29/117.1, 123; D32/43; 2/20, 159,
2/162, 163, 910, 917; 40/586
CPC ... A41D 19/00; A41D 19/0051; A63H 3/14;
G09F 21/00; G09F 21/02; G09F 7/00
See application file for complete search history.

(56) **References Cited**

U.S. PATENT DOCUMENTS

6,612,056 B1 * 9/2003 Thomas, II 40/586
D633,944 S * 3/2011 Scott D20/33

D633,945 S * 3/2011 Scott D20/33
D633,946 S * 3/2011 Scott D20/33
D655,050 S * 2/2012 Fraga D29/117.1
D674,986 S * 1/2013 Bengyak D2/617
D674,987 S * 1/2013 Bengyak D2/617
D674,988 S * 1/2013 Bengyak D2/617
D677,446 S * 3/2013 Bengyak D2/615

* cited by examiner

Primary Examiner — Karen E. Eldridge Powers

Assistant Examiner — Jasmine Mlinarcik

(74) *Attorney, Agent, or Firm* — Daniel J. Polglaze;
Westman, Champlin & Koehler, P.A.

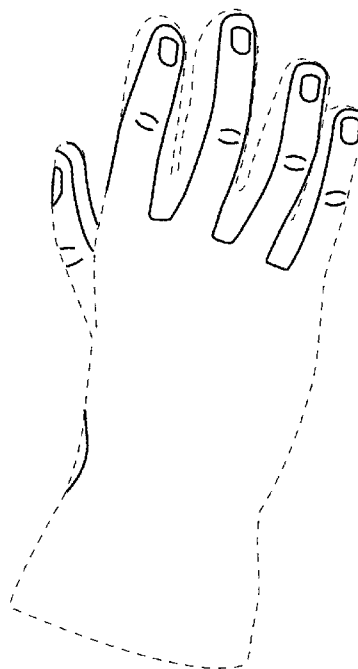
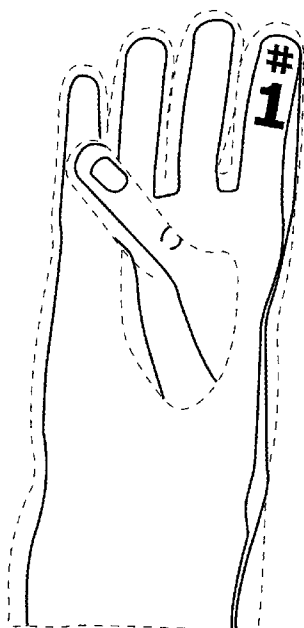
(57) **CLAIM**

The ornamental design for a glove, as shown and described.

DESCRIPTION

FIG. 1 is a front perspective view of the glove showing a thumb portion in a first position;
FIG. 2 is a rear perspective view thereof showing the thumb portion in a second position;
FIG. 3 is a right side elevation view of the glove in the position of FIG. 1;
FIG. 4 is a top plan view of the glove in the position of FIG. 1 with the fingers straightened; and,
FIG. 5 is a left side elevation view of the glove in the position of FIG. 1.
The design includes outlines of fingers and features of fingers, along with indicia on a finger outline. The glove shown in broken lines in the Figures illustrates those portions of the article to which the design is applied that form no part of the claim.

1 Claim, 5 Drawing Sheets



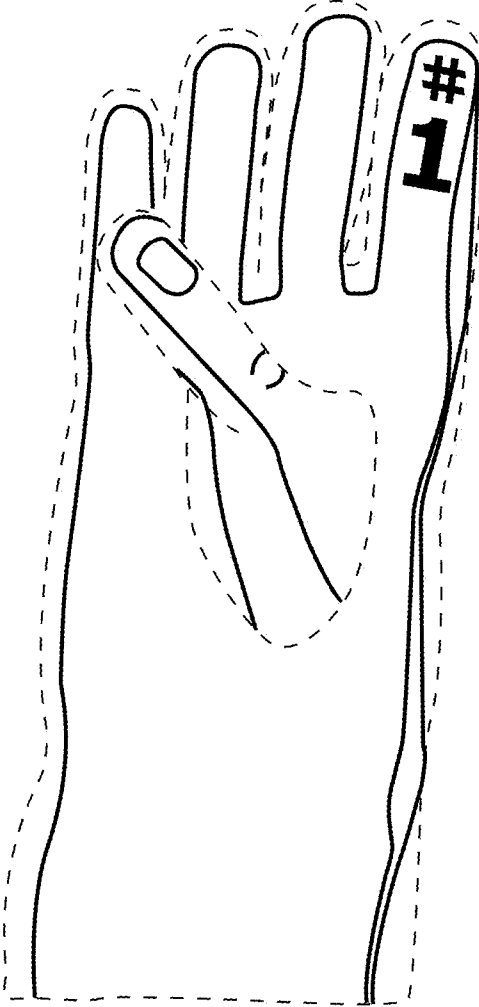


FIG. 1

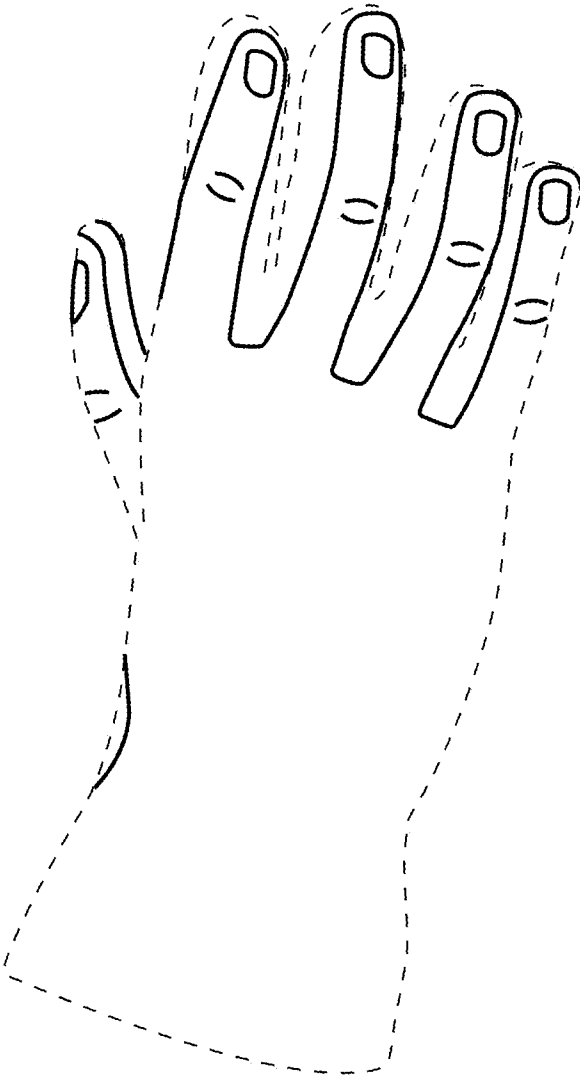


FIG.2

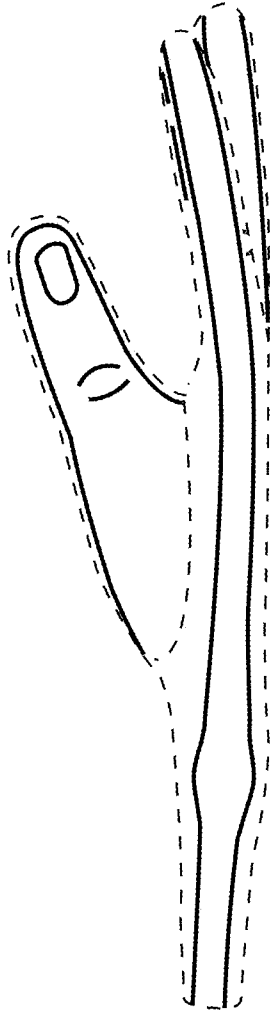


FIG.3




FIG.4

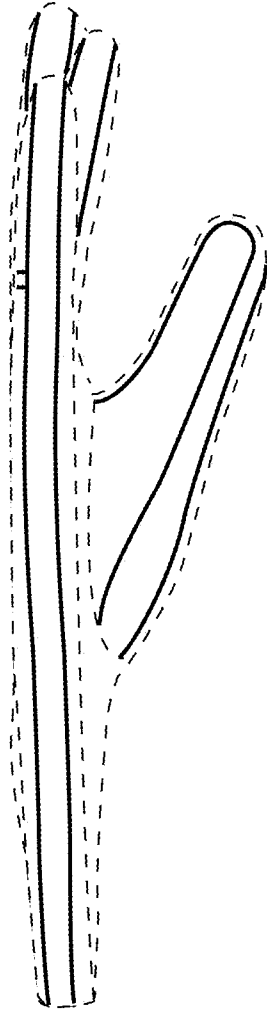


FIG.5