

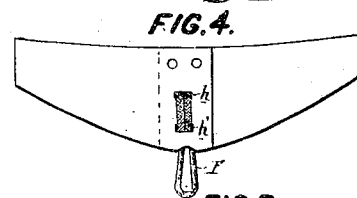
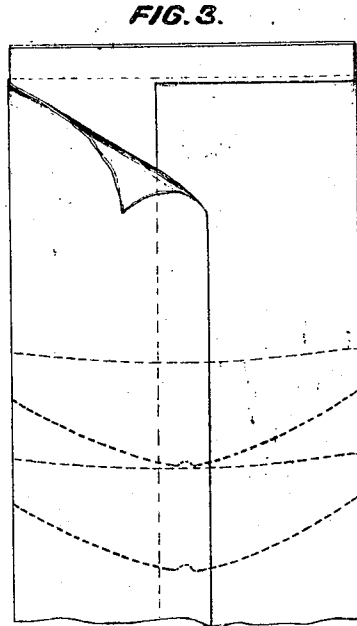
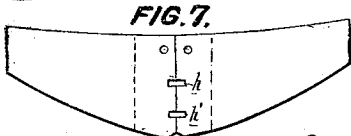
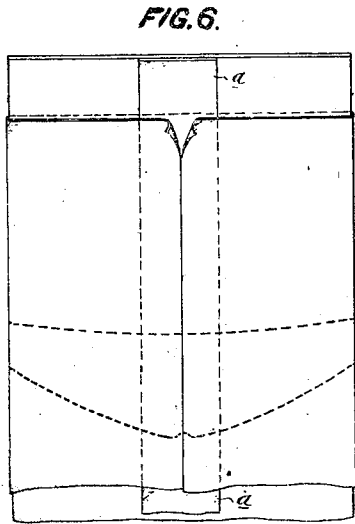


*Hart's Thayer,
Neck Tie.*

No. 105072.

Patented July 5, 1870.



WITNESSES

Wm. A. Steel.
John Parker

W. H. Hart
H. K. Thayer
By their atty
Horner & Co.

UNITED STATES PATENT OFFICE.

WILLIAM HENRY HART, JR., AND HIRAM H. THAYER, OF PHILADELPHIA, PA.

IMPROVEMENT IN NECK-TIE HOLDERS.

Specification forming part of Letters Patent No. 105,072, dated July 5, 1870.

We, WILLIAM HENRY HART, JR., and HIRAM HOWARD THAYER, of Philadelphia, county of Philadelphia, State of Pennsylvania, have invented certain Improvements in Neck-Tie Holders, of which the following is a specification:

Nature and Object of the Invention.

Our invention consists in the manufacture of shields for neck-ties by cutting them from a strip of combined pasteboard or other material and cloth, as described hereafter, so that shields with one or more selvage edges are produced without sewing the cloth to the shield or pasting the same into the shields separately.

Our invention consists, further, of a method of attaching the elastic loop to the shield.

Description of the Accompanying Drawing.

Figure 1 is a view of a sheet of card-board, thin wood, or other suitable material, upon and around the edges of which is pasted a covering of any suitable fabric; Fig. 2, a view of a shield cut or stamped from the said sheet. Fig. 3 is a view of a covered strip of a width corresponding to the length of the shield; Fig. 4, a shield cut or stamped from the latter sheet, and furnished with an elastic loop attached in accordance with our invention. Fig. 5 is an edge view of a shield, showing the method of doubling the covering; Fig. 6, a view of a modification of Fig. 3; Fig. 7, a shield cut from the sheet shown in Fig. 6.

General Description.

Ordinary neck-tie holders or shields consist of a body of card-board or other material, over which is sewed or pasted by hand a covering of muslin, cloth, or silk. The sewing or pasting adds considerably to the expense of the shield, and the covering, when sewed on, is apt to become loose and puckered. Both of these objections we have entirely overcome by pasting the covering material onto the strip or sheet and cutting the shields therefrom in a peculiar manner. We cut the shields from a strip of a width corresponding to the

length of the shield, as shown in Fig. 3, the fabric or covering being in this case doubled around the edges of the sheet and lapped over in the center, so that the edges of the shield at the ends are selvage edges, and there can be no risk of the covering becoming stripped from these ends, while the double thickness of the fabric at the center of the shield affords a good hold for, and prevents the tearing out of, the elastic loop.

In order to still further strengthen the center of the shield, strips *a* may be pasted upon one or both sides of the strip, in which case the outer covering can be lapped, as shown in Figs. 3 and 5, or be merely brought together at its opposite ends, as seen in Fig. 6.

The strip, instead of corresponding in width with the length of the shield, may correspond with the width of the same, so that the shield when cut from the strips, as shown in Fig. 1, may have the selvage at the upper or lower edge instead of at the ends.

The pasting of the covering upon the shield so strengthens and stiffens the latter that the elastic loop *E* can be attached directly to the same without the aid of any of the usual metallic fastening devices. This is especially the case when the strips *a* are used in addition to the covering.

The plan which we have devised for attaching the elastic loop is to be preferred, as it enables the said loop to be readily attached or removed, and replaced by a new one when broken. It consists simply in forming two holes, *h* and *h'*, in the shield, through which the loop, previously knotted at the ends, is drawn, in the manner shown in Fig. 4.

We are aware that the loop has been knotted and drawn through a single opening; but this is objectionable, as the knot occupies a position at the rear side of the shield, bearing against the collar-button, and pushing the shield outward. The knot is also liable to slip out, while the threads that fasten the loop at the lower edge of the shield soon wear away and leave the loop loose. By passing the loops through two openings, as described, the knot is thrown to the front, the liability

of its slipping through the openings is overcome, while the loop is drawn from the lower edge of its shield.

Claims.

1. The manufacture of shields for neck-ties by cutting them from a strip composed of paste-board or other material, and fabrics pasted onto and round the edges of the same, and of such a size that the shields cut from the said strips shall have one or more selvage edges, as specified.

2. The shield with its openings *h h'*, and loop extending through said openings and knotted at the front of the shield, as specified.

In testimony whereof we have signed our names to this specification in the presence of two subscribing witnesses.

WILLIAM H. HART, JR.
HIRAM H. THAYER.

Witnesses:

F. B. RICHARDS,
HARRY SMITH.