

19



LE GOUVERNEMENT  
DU GRAND-DUCHÉ DE LUXEMBOURG  
Ministère de l'Économie

11

N° de publication :

LU100571

12

## BREVET D'INVENTION

B1

21

N° de dépôt: LU100571

51

Int. Cl.:  
H01B 19/04

22

Date de dépôt: 18/12/2017

30

Priorité:

72

Inventeur(s):  
CHEN YuLan – XIA MEN (Chine)

43

Date de mise à disposition du public: 21/03/2018

74

Mandataire(s):  
ZHAOFFICE SPRL – 5030 GEMBLOUX (Belgique)

47

Date de délivrance: 21/03/2018

73

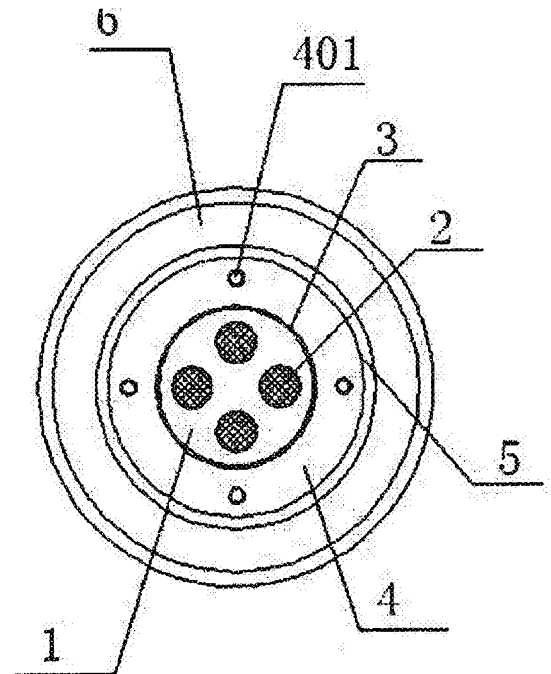
Titulaire(s):  
Xiamen Xiang Xin De Trading Co., Ltd – XIA  
MEN (Chine)

54

**CABLE EASY TO PAVE.**

57

The present invention discloses a cable easy to pave. The cable easy to pave comprises a liner layer (1), cable core conductors (2) disposed in the liner layer (1), an anti-electromagnetic interference layer (3) arranged at the exterior of the liner layer (1), a traction layer (4) arranged at the exterior of the anti-electromagnetic interference layer (3), and an outer sheath layer (5) arranged at the exterior of the traction layer (4), wherein friction-resistance sheaths (6) are uniformly distributed at the exterior of the outer sheath layer (5), the friction-resistance sheaths (6) and the outer sheath layer (5) have an integrated structure, and a distance between two adjacent friction-resistance sheaths (6) is 100cm - 250cm. According to the cable easy to mount, the traction layer is disposed in the cable, so that the overall tensile strength of the cable can be improved, and breakage of the cable core conductors caused by tensile deformation of the cable is avoided; besides, the friction-resistance sheaths are arranged at the exterior of the cable, so that the friction-resistance sheaths are under stress in a cable traction procedure to prevent the outer sheath layer of the cable from being damaged.



## BACKGROUND

### 5 Technical Field

The present invention relates to a cable easy to pave.

### Related Art

10 A cable is a conventional conductor in the daily life, and the cable needs manual or mechanical traction in a paving procedure. In a traction procedure, relatively larger friction generates between an outer sheath layer of the cable and the ground, thereby causing the outer sheath layer of the cable to be worn when the traction distance is overlong, shortening the service life of the cable, and easily causing the cable under electromagnetic interference.

15 Furthermore, in a manual traction procedure, the outer surface of the cable does not have a point of strength, so that slipping occurs to influence the traction efficiency of the cable when the hands are sweaty or it is the rainy season.

### Summary

20 In view of disadvantages in the prior art, an objective of the present invention is to provide a cable easy to pave.

In order to achieve the objective described above, a technical scheme adopted by the present invention is as follows:

25 a cable easy to pave comprises a liner layer, cable core conductors disposed in the liner layer, an anti-electromagnetic interference layer arranged at the exterior of the liner layer, a traction layer arranged at the exterior of the anti-electromagnetic interference layer, and an outer sheath layer arranged at the exterior of the traction layer, friction-resistance sheaths are uniformly distributed at the exterior of the outer sheath layer, the friction-resistance sheaths and the outer sheath layer have an  
30 integrated structure, and a distance between two adjacent friction-resistance sheaths

6 is 100cm - 250cm.

Preferably, the thickness of the anti-electromagnetic interference layer is 0.2mm – 0.5mm.

5 Preferably, the thickness of the traction layer is 1mm – 1.5mm, more than three traction copper wires are annually disposed in the traction layer, and the diameter of each traction copper wire is 0.3mm – 0.5mm.

Preferably, the thickness of the outer sheath layer is 1mm – 1.5mm, and the outer sheath layer is made of rubber.

Preferably, the thickness of each friction-resistance sheath is 2mm – 3mm.

10 The present invention has the beneficial effects: according to the cable easy to mount, the traction layer is disposed in the cable, so that the overall tensile strength of the cable can be improved, and breakage of the cable core conductors caused by tensile deformation of the cable is avoided; besides, the friction-resistance sheaths are arranged at the exterior of the cable, so that the friction-resistance sheaths are  
15 under stress in a cable traction procedure to prevent the outer sheath layer of the cable from being damaged; and additionally, the cable easy to mount has a relatively simpler structure and relatively lower costs, and is suitable for popularization and application.

### **Brief Description of Drawings**

20 FIG. 1 is a sectional diagram of the present invention; and  
FIG. 2 is a main view of the present invention.

### **Description of Embodiments**

25 Embodiments of the present invention are described below in detail in conjunction with accompanying drawings, but the present invention may be implemented by various manners limited and covered by the appended claims.

As shown in FIG. 1 and FIG. 2, a cable easy to pave, provided by the present invention, comprises a liner layer 1, cable core conductors 2 disposed in the liner layer 1, an anti-electromagnetic interference layer 3 arranged at the exterior of the liner layer  
30 1, a traction layer 4 arranged at the exterior of the anti-electromagnetic interference

layer 3, and an outer sheath layer 5 arranged at the exterior of the traction layer 4, friction-resistance sheaths 6 are uniformly distributed at the exterior of the outer sheath layer 5, the friction-resistance sheaths 6 and the outer sheath layer 5 have an integrated structure, and a distance between two adjacent friction-resistance sheaths 6 is 100cm.

In a preferred embodiment of the present invention, the thickness of the anti-electromagnetic interference layer 3 is 0.2mm.

In a preferred embodiment of the present invention, the thickness of the traction layer 4 is 1mm, more than three traction copper wires 401 are annually disposed in the traction layer 4, and the diameter of each traction copper wire 401 is 0.3mm.

In a preferred embodiment of the present invention, the thickness of the outer sheath layer 5 is 1mm, and the outer sheath layer 5 is made of rubber.

In a preferred embodiment of the present invention, the thickness of each friction-resistance sheath 6 is 2mm.

The present invention has the beneficial effects: the traction layer is disposed in the cable, so that the overall tensile strength of the cable can be improved, and breakage of the cable core conductors caused by tensile deformation of the cable is avoided; besides, the friction-resistance sheaths are arranged at the exterior of the cable, so that the friction-resistance sheaths are under stress in a cable traction procedure to prevent the outer sheath layer of the cable from being damaged; and additionally, the cable easy to mount has a relatively simpler structure and relatively lower costs, and is suitable for popularization and application.

The foregoing descriptions are merely preferable embodiments of the present invention, and the protection scope of the present invention is not limited thereto. All equivalent structural or process changes made according to the content of this specification and accompanying drawings in the present invention or by directly or indirectly applying the present invention in other relevant technical fields shall fall within the protection scope of the present invention.

**CLAIMS**

LU100571

1. A cable easy to pave, characterized by comprising a liner layer (1), cable core  
conductors (2) disposed in the liner layer (1), an anti-electromagnetic interference  
5 layer (3) arranged at the exterior of the liner layer (1), a traction layer (4) arranged at  
the exterior of the anti-electromagnetic interference layer (3), and an outer sheath  
layer (5) arranged at the exterior of the traction layer (4), wherein friction-resistance  
sheaths (6) are uniformly distributed at the exterior of the outer sheath layer (5), the  
friction-resistance sheaths (6) and the outer sheath layer (5) have an integrated  
10 structure, and a distance between two adjacent friction-resistance sheaths (6) is  
100cm - 250cm.

2. The cable easy to pave according to claim 1, characterized in that the thickness  
of the anti-electromagnetic interference layer (3) is 0.2mm – 0.5mm.

3. The cable easy to pave according to claim 1, characterized in that the thickness  
15 of the traction layer (4) is 1mm – 1.5mm, more than three traction copper wires (401)  
are annually disposed in the traction layer (4), and the diameter of each traction copper  
wire (401) is 0.3mm – 0.5mm.

4. The cable easy to pave according to claim 1, characterized in that the thickness  
of the outer sheath layer (5) is 1mm – 1.5mm, and the outer sheath layer (5) is made  
20 of rubber.

5. The cable easy to pave according to claim 1, characterized in that the thickness  
of each friction-resistance sheath (6) is 2mm – 3mm.

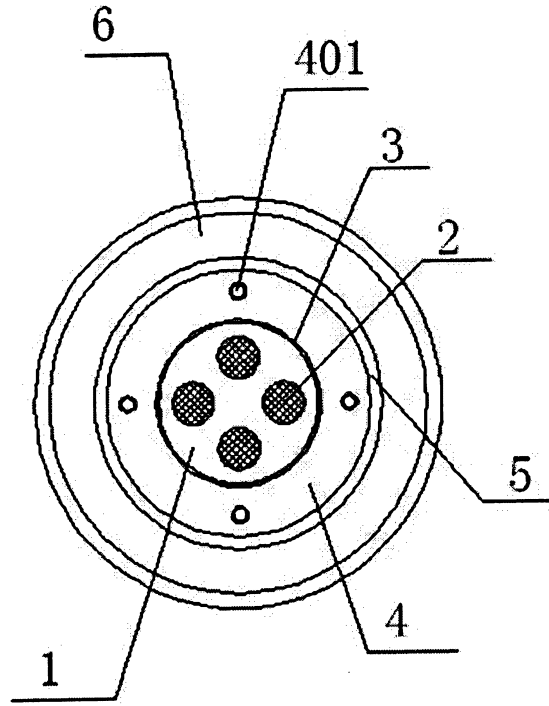


FIG. 1

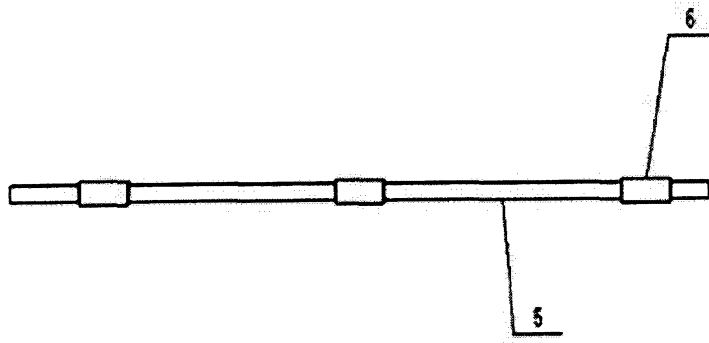


FIG. 2

**ABSTRACT**

LU100571

**CABLE EASY TO PAVE**

5       The present invention discloses a cable easy to pave. The cable easy to pave comprises a liner layer (1), cable core conductors (2) disposed in the liner layer (1), an anti-electromagnetic interference layer (3) arranged at the exterior of the liner layer (1), a traction layer (4) arranged at the exterior of the anti-electromagnetic interference layer (3), and an outer sheath layer (5) arranged at the exterior of the traction layer (4),  
10       wherein friction-resistance sheaths (6) are uniformly distributed at the exterior of the outer sheath layer (5), the friction-resistance sheaths (6) and the outer sheath layer (5) have an integrated structure, and a distance between two adjacent friction-resistance sheaths (6) is 100cm - 250cm. According to the cable easy to mount, the traction layer is disposed in the cable, so that the overall tensile strength of the cable can be  
15       improved, and breakage of the cable core conductors caused by tensile deformation of the cable is avoided; besides, the friction-resistance sheaths are arranged at the exterior of the cable, so that the friction-resistance sheaths are under stress in a cable traction procedure to prevent the outer sheath layer of the cable from being damaged.

20       Fig. 1