



US00D679552S

(12) **United States Design Patent**
Housley et al.

(10) **Patent No.:** **US D679,552 S**

(45) **Date of Patent:** **** Apr. 9, 2013**

(54) **CUP HOLDER**

(76) Inventors: **Ryan Scott Housley**, Tyrone, GA (US);
John R Williams, Fayetteville, GA (US)

(**) Term: **14 Years**

(21) Appl. No.: **29/394,454**

(22) Filed: **Jun. 16, 2011**

(51) **LOC (9) Cl.** **07-06**

(52) **U.S. Cl.** **D7/619.1**

(58) **Field of Classification Search** D7/619.1-625;
211/74, 71.01, 70.1; 248/311.2, 311.3, 346.11;
220/737-740; 215/393-396

See application file for complete search history.

D426,428 S *	6/2000	Fredenberg	D7/619.1
D426,752 S *	6/2000	Whaley	D7/619.1
D448,978 S *	10/2001	Isbell	D7/619.1
D454,283 S	3/2002	Kilgore	
6,364,151 B1	4/2002	Gale	
D515,877 S	2/2006	Czepowicz et al.	
D515,878 S	2/2006	Czepowicz et al.	
7,628,290 B2	12/2009	Dagdagan	
2006/0113200 A1 *	6/2006	Abkarian et al.	248/346.11

* cited by examiner

Primary Examiner — Terry Wallace

(74) *Attorney, Agent, or Firm* — Eric W. Cernyar, P.C.

(57) **CLAIM**

The ornamental design for a cup holder, as shown and described.

DESCRIPTION

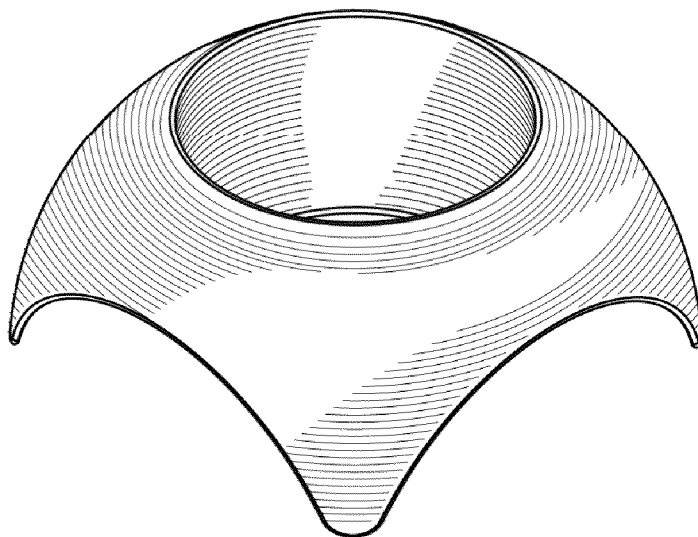
FIG. 1 is a perspective view from the front, right and top of an ornamental design for a cup holder.
FIG. 2 is a front elevational view of FIG. 1, the right side, left side, and rear all appearing the same.
FIG. 3 is a top plan view of FIG. 1; and,
FIG. 4 is a bottom plan view of FIG. 1.
The broken line portions of the drawings form no part of the claimed design.

1 Claim, 1 Drawing Sheet

(56) **References Cited**

U.S. PATENT DOCUMENTS

4,271,878 A *	6/1981	Bologa	248/311.3
5,143,247 A	9/1992	Gavle	
D337,027 S	7/1993	Malatok	
5,474,206 A	12/1995	Herring, Sr.	
5,664,753 A *	9/1997	Takei	248/311.3
D406,213 S *	3/1999	Rausch	D7/619.1
D407,951 S	4/1999	Philipson et al.	
D416,764 S	11/1999	Gagne	
5,992,662 A	11/1999	Holt et al.	
D419,129 S	1/2000	Kilderry et al.	



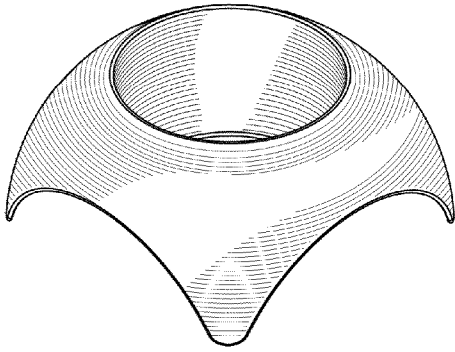


Fig. 1

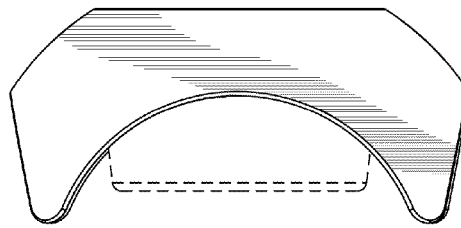


Fig. 2

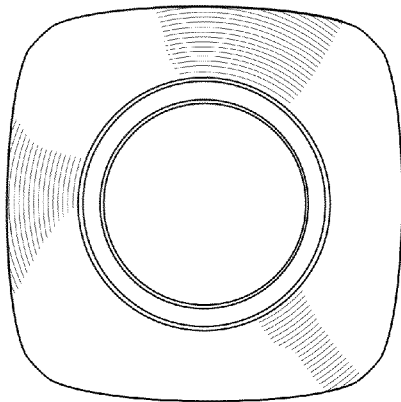


Fig. 3

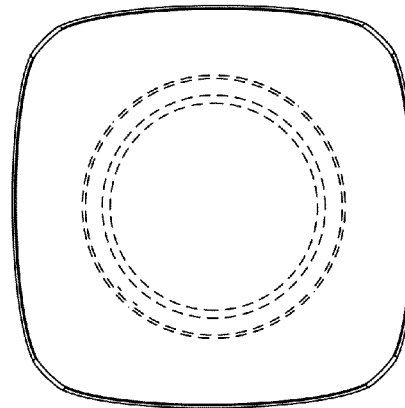


Fig. 4