

W. W. McCALLIP,  
MUSICAL INSTRUMENT.

(Application filed Jan. 13, 1900.)

(No Model.)

Fig. 1.

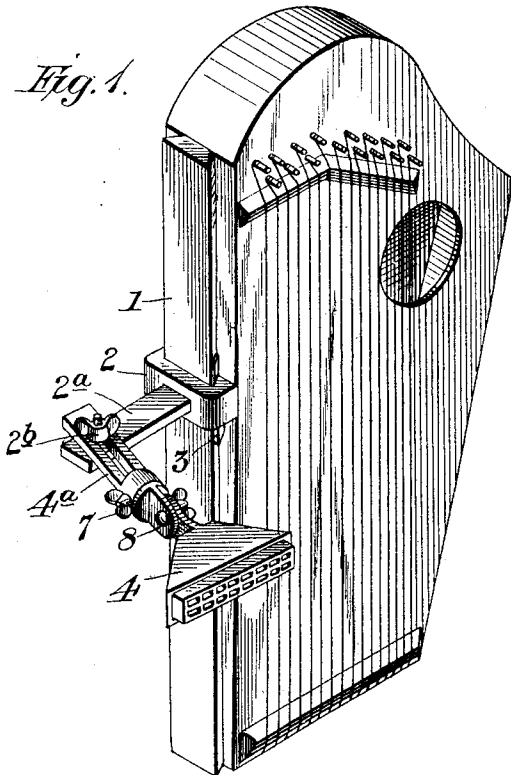


Fig. 2.

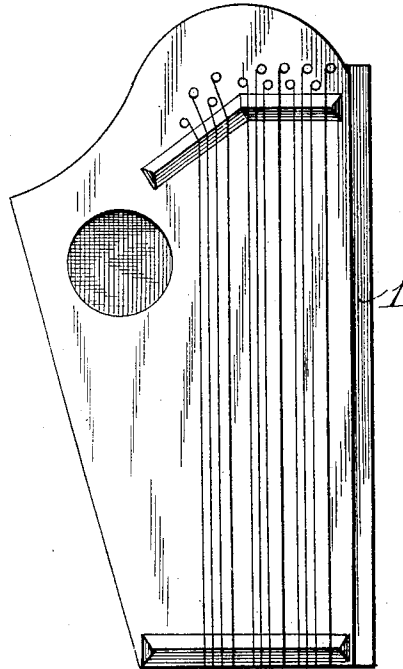


Fig. 4.

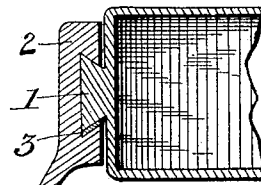


Fig. 3.

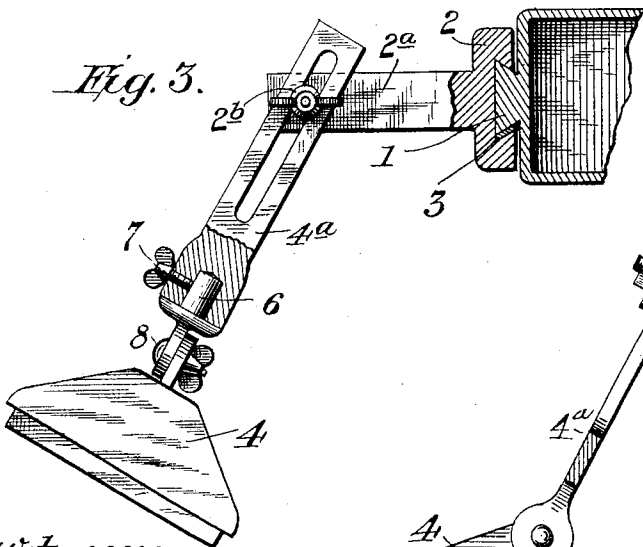
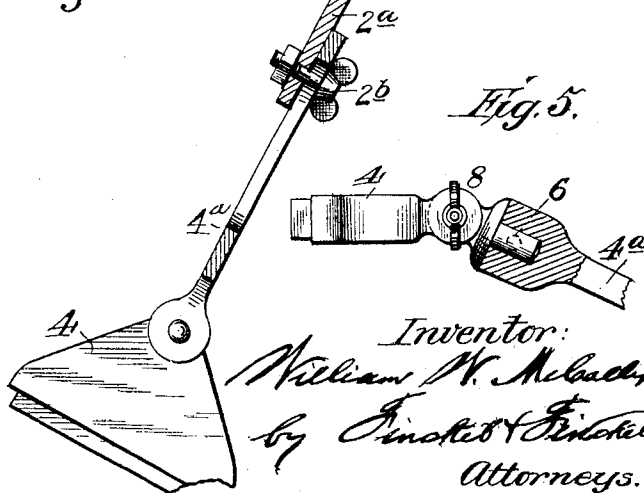


Fig. 5.



Witnesses:  
 Frauck L. Ouraud  
 William H. Ouraud

Inventor:  
 William W. McCallip,  
 by Finckel & Finckel  
 Attorneys.

# UNITED STATES PATENT OFFICE.

WILLIAM W. McCALLIP, OF COLUMBUS, OHIO.

## MUSICAL INSTRUMENT.

SPECIFICATION forming part of Letters Patent No. 659,756, dated October 16, 1900.

Application filed January 13, 1900. Serial No. 1,337. (No model.)

*To all whom it may concern:*

Be it known that I, WILLIAM W. McCALLIP, a citizen of the United States, residing at Columbus, in the county of Franklin and State of Ohio, have invented certain new and useful Improvements in Musical Instruments; and I do hereby declare the following to be a full, clear, and exact description of the invention, such as will enable others skilled in the art to which it appertains to make and use the same.

The object of this invention is to provide improved means for attaching a mouth-harp to a cithern, so that the strings of the cithern may be seen by the player while blowing the mouth-harp; and incidentally the object of the invention is to make said holder adjustable, so as to adapt the position of the mouth-harp to suit the vision of the player.

The invention is pointed out in the claims at the end of the following description.

In the accompanying drawings, Figure 1 is a view of the right-hand side of the instrument. Fig. 2 is a view of the left-hand side of the cithern, the harmonica-holder being removed. Fig. 3 is a detail plan view, parts being in section. Fig. 4 is a similar view of a modification; and Fig. 5 is an edge view of the form of holder shown in Figs. 1 and 3, showing how the holder proper may be tilted.

The cithern shown herein is of substantially the kind and form shown in my Letters Patent of the United States, dated February 20, 1900, No. 644,022. The cithern in the present instance may also be strung on one or both sides.

Along the front edge of the instrument is shown a rail 1, of dovetail cross-section. On this rail fits loosely a base or slide 2, that may be moved up or down on the rail and fixed at any place to which it may be moved by a wedge 3, pressed between the rail and the slide. Rising from this slide is a standard 2<sup>a</sup>, and secured to this standard by a set-screw 2<sup>b</sup> is the shank 4<sup>a</sup> of the mouth-harp holder 4. The standard 2<sup>a</sup> may be slotted or perforated, and the shank 4<sup>a</sup> of the mouth-harp holder may also be slotted or perforated, so that the angular position of the harp-holder with respect to the cithern, as well as its distance therefrom coordinately, may be varied.

In Fig. 3 I have shown the mouth-harp

holder as having a stem 6, that fits in a socket in the end of the shank 4<sup>a</sup>, so that the harp-holder can be rotated on the shank and fastened with a set-screw 7 in the position to which it may be turned. In this view the holder is provided with a hinge-joint 8, connecting it with the stem 6; that permits the holder to be tilted or inclined with respect to the stem or in a direction at right angles to the plane of the holder. The pintle of this hinge-joint is a screw bearing a winged nut, whereby the parts of the hinge may be clamped tightly together to secure the holder when adjusted at this hinge.

In Fig. 4 the standard 2<sup>a</sup> instead of projecting, as in Fig. 3, at right angles from the middle of the slide is shown to project from the corner thereof, and the shank of the harp-holder is secured to swing vertically instead of horizontally, as in Figs. 1 and 3. When the shank is adjustable with respect to the standard, as in Fig. 4, the hinge-joint 8, connecting the harp-holder to the shank, is arranged to permit the said holder to be adjusted in its own plane, and it is secured, when so adjusted by a winged nut, as in Fig. 3.

The main purpose of my invention can be effected by a jointless standard having a mouth-harp in its end, said standard being stationarily secured to the corner of the cithern; but I have devised the additional adjustments to promote the comfort of the player in the matter of vision and position of the mouth-harp with respect to the cithern. When the cithern is strung on both sides and the standard for the harp-holder is jointless, it may be removably secured to either corner of the cithern.

What I claim, and desire to secure by Letters Patent, is—

1. In combination, a cithern, a standard attached thereto, a holder for a mouth-harp, and means connecting the mouth-harp with the standard constructed to support the mouth-harp in this position, to wit: beyond and within view of the strung side of the cithern with the plane of the mouth-harp lying in a plane at, or approximately at right angles to the plane of said strung side of the cithern, substantially as and for the purpose specified.

2. In combination, a cithern, an independent rail 1 on the edge thereof, a standard ad-

justably attached to said rail, and a mouth-harp holder on said standard, substantially as described.

3. In combination, a cithern, a standard, 5 a shank on said standard, said shank and standard being both longitudinally and angularly adjustable with respect to each other, a mouth-harp holder on said shank and means 10 for varying the position of said harp-holder with respect to said shank.

4. In combination, a cithern, a standard, a shank on said standard, a mouth-harp holder rotatable axially on said shank, means for 15 varying the angular position of said shank with respect to said standard, and means for varying the angular position of said harp-

holder with respect to said shank, substantially as described.

5. In combination, a cithern, a standard, 20 a shank longitudinally adjustable on said standard, a mouth-harp holder rotatable axially on said shank, means for varying the angular position of said shank with respect to said standard, and means for varying the angular position of said harp-holder with respect 25 to said shank, substantially as described.

In testimony whereof I affix my signature in presence of two witnesses.

WILLIAM W. MCCALLIP.

Witnesses:

GEORGE W. ALFRED,  
GEORGE M. FINCKEL.