

(12) STANDARD PATENT
(19) AUSTRALIAN PATENT OFFICE

(11) Application No. **AU 2001282313 B2**

(54) Title
Sulphones which modulate the action of gamma secretase

(51) International Patent Classification(s)
C07D 295/10 (2006.01) **A61P 43/00** (2006.01)
A61K 31/10 (2006.01) **C07C 317/14** (2006.01)
A61K 31/165 (2006.01) **C07C 317/18** (2006.01)
A61K 31/192 (2006.01) **C07C 317/44** (2006.01)
A61K 31/216 (2006.01) **C07D 233/24** (2006.01)
A61K 31/417 (2006.01) **C07D 233/54** (2006.01)
A61K 31/5375 (2006.01) **C07D 295/092** (2006.01)
A61P 25/28 (2006.01) **C07D 521/00** (2006.01)

(21) Application No: **2001282313** (22) Date of Filing: **2001.08.21**

(87) WIPO No: **WO02/081433**

(30) Priority Data

(31) Number	(32) Date	(33) Country
0108592.7	2001.04.05	GB

(43) Publication Date: **2002.10.21**

(43) Publication Journal Date: **2003.04.10**

(44) Accepted Journal Date: **2008.01.10**

(71) Applicant(s)
Merck Sharp & Dohme Limited

(72) Inventor(s)
Oakley, Paul Joseph;Teall, Martin Richard;Harrison, Timothy

(74) Agent / Attorney
Spruson & Ferguson, Level 35 St Martins Tower 31 Market Street, Sydney, NSW, 2000

(12) INTERNATIONAL APPLICATION PUBLISHED UNDER THE PATENT COOPERATION TREATY (PCT)

(19) World Intellectual Property Organization
International Bureau



(43) International Publication Date
17 October 2002 (17.10.2002)

PCT

(10) International Publication Number
WO 02/081433 A1

- (51) International Patent Classification⁷: C07C 317/14, A61K 31/10, A61P 25/28
- (21) International Application Number: PCT/GB01/03778
- (22) International Filing Date: 21 August 2001 (21.08.2001)
- (25) Filing Language: English
- (26) Publication Language: English
- (30) Priority Data:
0108592.7 5 April 2001 (05.04.2001) GB
- (71) Applicant (for all designated States except US): **MERCK SHARP & DOHME LIMITED** [GB/GB]; Hertford Road, Hoddesdon, Hertfordshire EN11 9BU (GB).
- (72) Inventors; and
- (75) Inventors/Applicants (for US only): **HARRISON, Timothy** [GB/GB]; Terlings Park, Eastwick Road, Harlow, Essex CM20 2QR (GB). **OAKLEY, Paul, Joseph** [GB/GB]; Terlings Park, Eastwick Road, Harlow, Essex CM20 2QR (GB). **TEALL, Martin, Richard** [GB/GB]; Terlings Park, Eastwick Road, Harlow, Essex CM20 2QR (GB).
- (74) Agent: **HORGAN, James, Michael, Fred**; European Patent Department, Terlings Park, Eastwick Road, Harlow, Essex CM20 2QR (GB).
- (81) Designated States (national): AE, AG, AL, AM, AT, AU, AZ, BA, BB, BG, BR, BY, BZ, CA, CH, CN, CO, CR, CU, CZ, DE, DK, DM, DZ, EC, EE, ES, FI, GB, GD, GE, GH, GM, HR, HU, ID, IL, IN, IS, JP, KE, KG, KR, KZ, LC, LK, LR, LS, LT, LU, LV, MA, MD, MG, MK, MN, MW, MX, MZ, NO, NZ, PH, PL, PT, RO, RU, SD, SE, SG, SI, SK, SL, TJ, TM, TR, TT, TZ, UA, UG, US, UZ, VN, YU, ZA, ZW.
- (84) Designated States (regional): ARIPO patent (GH, GM, KE, LS, MW, MZ, SD, SL, SZ, TZ, UG, ZW), Eurasian patent (AM, AZ, BY, KG, KZ, MD, RU, TJ, TM), European patent (AT, BE, CH, CY, DE, DK, ES, FI, FR, GB, GR, IE, IT, LU, MC, NL, PT, SE, TR), OAPI patent (BF, BJ, CF, CG, CI, CM, GA, GN, GQ, GW, ML, MR, NE, SN, TD, TG).
- Published:
— with international search report
- For two-letter codes and other abbreviations, refer to the "Guidance Notes on Codes and Abbreviations" appearing at the beginning of each regular issue of the PCT Gazette.*



WO 02/081433 A1

(54) Title: SULPHONES WHICH MODULATE THE ACTION OF GAMMA SECRETASE

(57) Abstract: Novel sulphones of Formula I are disclosed. The novel compounds modulate the action of gamma secretase, and hence find use in the treatment or prevention of Alzheimer's disease.

**SULPHONES WHICH MODULATE THE ACTION OF GAMMA
SECRETASE**

5 The present invention relates to a novel class of compounds, their salts, pharmaceutical compositions comprising them, processes for making them and their use in therapy of the human body. In particular, the invention relates to novel sulphones which modulate the processing of APP by γ -secretase, and hence are useful in the treatment or prevention of Alzheimer's disease.

10 Alzheimer's disease (AD) is the most prevalent form of dementia. Although primarily a disease of the elderly, affecting up to 10% of the population over the age of 65, AD also affects significant numbers of younger patients with a genetic predisposition. It is a neurodegenerative disorder, clinically characterized by progressive loss of memory and
15 cognitive function, and pathologically characterized by the deposition of extracellular proteinaceous plaques in the cortical and associative brain regions of sufferers. These plaques mainly comprise fibrillar aggregates of β -amyloid peptide ($A\beta$), and although the exact role of the plaques in the onset and progress of AD is not fully understood, it is generally accepted
20 that suppressing or attenuating the secretion of $A\beta$ is a likely means of alleviating or preventing the condition. (See, for example, *ID research alert* 1996 1(2):1-7; *ID research alert* 1997 2(1):1-8; *Current Opinion in CPNS Investigational Drugs* 1999 1(3):327-332; and *Chemistry in Britain*, Jan. 2000, 28-31.)

25 $A\beta$ is a peptide comprising 39-43 amino acid residues, formed by proteolysis of the much larger amyloid precursor protein. The amyloid precursor protein (APP or $A\beta$ PP) has a receptor-like structure with a large ectodomain, a membrane spanning region and a short cytoplasmic tail. Different isoforms of APP result from the alternative splicing of three
30 exons in a single gene and have 695, 751 and 770 amino acids respectively.

The A β domain encompasses parts of both extra-cellular and transmembrane domains of APP, thus its release implies the existence of two distinct proteolytic events to generate its NH₂- and COOH-termini. At least two secretory mechanisms exist which release APP from the membrane and generate the soluble, COOH-truncated forms of APP (APP_s). Proteases which release APP and its fragments from the membrane are termed "secretases". Most APP_s is released by a putative α -secretase which cleaves within the A β domain (between residues Lys¹⁶ and Leu¹⁷) to release α -APP_s and precludes the release of intact A β . A minor portion of APP_s is released by a β -secretase, which cleaves near the NH₂-terminus of A β and produces COOH-terminal fragments (CTFs) which contain the whole A β domain. Finding these fragments in the extracellular compartment suggests that another proteolytic activity (γ -secretase) exists under normal conditions which can generate the COOH-terminus of A β .

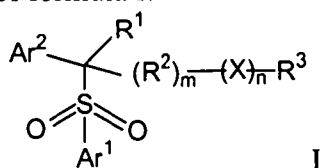
It is believed that γ -secretase itself depends for its activity on the presence of presenilin-1. In a manner that is not fully understood presenilin-1 appears to undergo autocleavage.

There are relatively few reports in the literature of compounds with inhibitory activity towards β - or γ -secretase, as measured in cell-based assays. These are reviewed in the articles referenced above. Many of the relevant compounds are peptides or peptide derivatives.

The present invention provides a novel class of non-peptidic compounds which are useful in the treatment or prevention of AD by modulating the processing of APP by the putative γ -secretase, thus arresting the production of A β .

Japanese published Patent Application No. 56-26847 discloses certain 4-(4'-halophenyl)-4-phenylsulphonylbutyrate esters as reaction intermediates.

Disclosed herein is a pharmaceutical composition comprising, in a pharmaceutically acceptable carrier, a compound of formula I:



wherein:

5 Ar^1 represents phenyl which bears 1 or 2 substituents independently selected from halogen, CF_3 and C_{1-4} alkoxy;

Ar^2 represents C_{6-10} aryl or heteroaryl, either of which bears 0-3 substituents independently selected from halogen, CN, NO_2 , CF_3 , OH, C_{1-4} alkoxy or C_{1-4} alkyl which optionally bears a substituent selected from halogen, CN, NO_2 , CF_3 , OH and C_{1-4} alkoxy;

10 R^1 represents H, or C_{1-6} alkyl, C_{3-6} cycloalkyl or C_{2-6} alkenyl, any of which is optionally substituted by halogen, CN, NO_2 , CF_3 , OH, C_{1-4} alkoxy or C_{1-4} alkoxycarbonyl;

R^2 represents a saturated or unsaturated hydrocarbon linking group of up to 6 carbon atoms;

15 X represents $-\text{O}-$, $-\text{S}-$, $-\text{SO}_2-$, $-\text{N}(\text{R}^4)-$, $-\text{C}(\text{O})-$, $-\text{OC}(\text{O})-$, $-\text{C}(\text{O})\text{O}-$, $-\text{C}(\text{O})\text{N}(\text{R}^4)-$, $-\text{N}(\text{R}^4)\text{C}(\text{O})-$, $-\text{OC}(\text{O})\text{O}-$, $\text{N}(\text{R}^4)\text{C}(\text{O})\text{O}-$, $-\text{OC}(\text{O})\text{N}(\text{R}^4)-$, $-\text{SO}_2\text{N}(\text{R}^4)-$ or $-\text{N}(\text{R}^4)\text{SO}_2-$;

R^3 represents C_{1-10} alkyl, C_{3-9} cycloalkyl, C_{3-9} cycloalkyl C_{1-6} alkyl, C_{2-6} alkenyl or C_{2-6} alkynyl, any of which may be substituted by halogen, CN, NO_2 , CF_3 , Ar, heterocyclyl, OR^4 , $\text{N}(\text{R}^4)_2$, COR^4 , CO_2R^4 , OCOR^4 , or $\text{CON}(\text{R}^4)_2$; or R^3 represents Ar or heterocyclyl;

20 R^4 represents H, C_{1-4} alkyl or Ar, or two R^4 groups together with a nitrogen atom to which they are mutually attached may complete an N-heterocyclyl group;

Ar represents phenyl or heteroaryl bearing 0-3 substituents selected from halogen, C_{1-4} alkyl, CN, NO_2 , CF_3 , OH, C_{1-4} alkoxy, C_{1-4} alkoxycarbonyl, amino, C_{1-4} alkylamino, di(C_{1-4} alkyl)amino, carbamoyl, C_{1-4} alkylcarbamoyl and di(C_{1-4} alkyl)carbamoyl;

25 m and n are each 0 or 1, provided that $m = 0$ if $n = 0$;

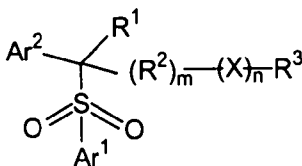
30 "heterocyclyl" at every occurrence thereof means a cyclic or polycyclic system of up to 10 ring atoms selected from C, N, O and S, wherein none of the constituent rings is aromatic and wherein at least one ring atom is other than C, bearing 0-3 substituents selected from $=\text{O}$, $=\text{S}$, halogen, C_{1-4} alkyl, CN, NO_2 , CF_3 , OH, C_{1-4} alkoxy, C_{1-4} alkoxycarbonyl, amino, C_{1-4} alkylamino, di(C_{1-4} alkyl)amino, carbamoyl, Ar and COAr ; and

“heteroaryl” at every occurrence thereof means a cyclic or polycyclic system of up to 10 ring atoms selected from C, N, O and S, wherein at least one of the constituent rings is aromatic and wherein at least one ring atom of said aromatic ring is other than C; or a pharmaceutically acceptable salt thereof.

The invention further provides a compound according to formula I as defined above, or a pharmaceutically acceptable salt thereof, with the proviso that when m and n are both 1, R¹ is H, R² is -CH₂CH₂-, X is -C(O)O-, R³ is methyl and Ar¹ is phenyl, Ar² is not 4-chlorophenyl or 4-fluorophenyl.

Where a variable occurs more than once in formula I or in a substituent thereof, the individual occurrences of that variable are independent of each other, unless otherwise specified.

According to one embodiment of this invention there is provided a compound of formula I:



wherein:

Ar¹ represents phenyl which bears 1 or 2 substituents independently selected from halogen, CF₃ and C₁₋₄alkoxy;

Ar² represents phenyl which bears 1 or 2 substituents independently selected from halogen and hydroxymethyl.

R¹ represents H, or C₁₋₆alkyl, C₃₋₆cycloalkyl or C₂₋₆alkenyl, any of which is optionally substituted by halogen, CN, NO₂, CF₃, OH, C₁₋₄alkoxy or C₁₋₄alkoxycarbonyl;

R² represents a saturated or unsaturated hydrocarbon linking group of up to 6 carbon atoms.

X represents -O-, -S-, -SO₂-, -N(R⁴)-, -C(O)-, -OC(O)-, -C(O)O-, -C(O)N(R⁴)-, -N(R⁴)C(O)-, -OC(O)O-, -N(R⁴)C(O)O-, -OC(O)N(R⁴)-, -SO₂N(R⁴)- or -N(R⁴)SO₂-;

R³ represents C₁₋₁₀alkyl, C₃₋₉cycloalkyl, C₃₋₉cycloalkylC₁₋₆alkyl, C₂₋₆alkenyl or C₂₋₆alkynyl, any of which may be substituted by halogen, CN, NO₂, CF₃, Ar, heterocyclyl, OR⁴, N(R⁴)₂, COR⁴, CO₂R⁴, OCOR⁴, or CON(R⁴)₂;

or R³ represents Ar or heterocyclyl;

R⁴ represents H, C₁₋₄alkyl or Ar, or two R⁴ groups together with a nitrogen atom to which they are mutually attached may complete an N-heterocyclyl group;

Ar represents phenyl or heteroaryl bearing 0-3 substituents selected from halogen, C₁₋₄alkyl, CN, NO₂, CF₃, OH, C₁₋₄alkoxy, C₁₋₄alkoxycarbonyl, amino, C₁₋₄alkylamino, di(C₁₋₄alkyl)amino, carbamoyl, C₁₋₄alkylcarbamoyl and di(C₁₋₄alkyl)carbamoyl;

m and n are each 0 or 1, provided that m = 0 if n = 0;

“heterocyclyl” at every occurrence thereof means a cyclic or polycyclic system of up to 10 ring atoms selected from C, N, O and S, wherein none of the constituent rings is aromatic and wherein at least one ring atom is other than C, bearing 0-3 substituents selected from =O, =S, halogen, C₁₋₄alkyl, CN, NO₂, CF₃, OH, C₁₋₄alkoxy, C₁₋₄alkoxycarbonyl, amino, C₁₋₄alkylamino, di(C₁₋₄alkyl)amino, carbamoyl, Ar and COAr; and

“heteroaryl” at every occurrence thereof means a cyclic or polycyclic system of up to 10 ring atoms selected from C, N, O and S, wherein at least one of the constituent rings is aromatic and wherein at least one ring atom of said aromatic ring is other than C;

or a pharmaceutically acceptable salt thereof, with the proviso that if n=m=1, R² is CH₂, X is -C(O)-, R³ is t-butyl and Ar¹ is 4-chlorophenyl, then Ar² is not 4-chlorophenyl or 2,4-dichlorophenyl.

As used herein, the expression “C_{1-x}alkyl” where x is an integer greater than 1 refers to straight-chained and branched alkyl groups wherein the number of constituent carbon atoms is in the range 1 to x. Particular alkyl groups include methyl, ethyl, n-propyl, isopropyl and

t-butyl. Derived expressions such as "C₂₋₆alkenyl", "hydroxyC₁₋₆alkyl", "heteroaryl"C₁₋₆alkyl, "C₂₋₆alkynyl" and "C₁₋₆alkoxy" are to be construed in an analogous manner.

5 The expression "C₃₋₉cycloalkyl" as used herein refers to nonaromatic monocyclic or fused bicyclic hydrocarbon ring systems comprising from 3 to 9 ring atoms. Examples include cyclopropyl, cyclobutyl, cyclopentyl, cyclohexyl, cyclohexenyl and bicyclo[2.2.1]heptyl.

The expression "C₃₋₆ cycloalkylC₁₋₆alkyl" as used herein includes cyclopropylmethyl, cyclobutylmethyl, cyclopentylmethyl and
10 cyclohexylmethyl.

The expression "C₆₋₁₀aryl" as used herein includes phenyl and naphthyl.

The expression "heterocyclyl" as used herein means a cyclic or polycyclic system of up to 10 ring atoms selected from C, N, O and S,
15 wherein none of the constituent rings is aromatic and wherein at least one ring atom is other than carbon. Preferably not more than 3 ring atoms are other than carbon. Examples of heterocyclyl groups include azetidinyl, pyrrolidinyl, tetrahydrofuryl, piperidinyl, piperazinyl, morpholinyl, thiomorpholinyl, 2,5-diazabicyclo[2.2.1]heptyl, 2-aza-5-oxabicyclo[2.2.1]heptyl and 1,4-dioxo-8-azaspiro[4.5]decanyl. Unless
20 otherwise indicated, heterocyclyl groups may be bonded through a ring carbon atom or a ring nitrogen atom where present. "C-heterocyclyl" indicates bonding through carbon, while "N-heterocyclyl" indicates bonding through nitrogen.

25 The expression "heteroaryl" as used herein means a cyclic or polycyclic system of up to 10 ring atoms selected from C, N, O and S, wherein at least one of the constituent rings is aromatic and wherein at least one ring atom is other than carbon. Preferably not more than 3 ring atoms are other than carbon. Where a heteroaryl ring comprises two or
30 more atoms which are not carbon, not more than one of said atoms may be other than nitrogen. Examples of heteroaryl groups include pyridinyl,

pyridazinyl, pyrimidinyl, pyrazinyl, pyrrolyl, furyl, thienyl, pyrazolyl, oxazolyl, isoxazolyl, thiazolyl, isothiazolyl, imidazolyl, oxadiazolyl, triazolyl and thiadiazolyl groups and benzo-fused analogues thereof. Further examples of heteroaryl groups include 1,2,4-triazine and 1,3,5-triazine.

5 The term "halogen" as used herein includes fluorine, chlorine, bromine and iodine, of which fluorine and chlorine are preferred.

For use in medicine, the compounds of formula I may advantageously be in the form of pharmaceutically acceptable salts. Other salts may, however, be useful in the preparation of the compounds of formula I or of their pharmaceutically acceptable salts.

10 Suitable pharmaceutically acceptable salts of the compounds of this invention include acid addition salts which may, for example, be formed by mixing a solution of the compound according to the invention with a solution of a pharmaceutically acceptable acid such as hydrochloric acid, sulphuric acid, methanesulphonic acid, fumaric acid, maleic acid, succinic acid, acetic acid, benzoic acid, oxalic acid, citric acid, tartaric acid, 15 carbonic acid or phosphoric acid. Furthermore, where the compounds of the invention carry an acidic moiety, suitable pharmaceutically acceptable salts thereof may include alkali metal salts, e.g. sodium or potassium salts; alkaline earth metal salts, e.g. calcium or magnesium salts; and salts formed with suitable organic ligands, e.g. quaternary ammonium salts.

20 Where the compounds according to the invention have at least one asymmetric centre, they may accordingly exist as enantiomers. Where the compounds according to the invention possess two or more asymmetric centres, they may additionally exist as diastereoisomers. It is to be understood that all such isomers and mixtures thereof in any proportion are encompassed within the scope of the present invention.

25 In formula I, Ar¹ represents phenyl which bears 1 or 2 substituents independently selected from halogen, CF₃ and C₁₋₄alkoxy. Ar¹ bears 1 or 2 substituents, and most preferably 1 substituent which is preferably in the *para*-position relative to the sulphone group. Typical substituents include halogen (especially chlorine and fluorine), C₁₋₄alkoxy (such as methoxy), and CF₃. Examples of groups represented by Ar¹ include 4- 30 chlorophenyl, 4-fluorophenyl, 4-trifluoromethylphenyl, 3,4-difluorophenyl, 3,4-dichlorophenyl, and 4-methoxyphenyl. Most preferably, Ar¹ represents 4-chlorophenyl.

Ar² represents C₆₋₁₀aryl or heteroaryl bearing 0-3 substituents independently selected from halogen, CN, NO₂, CF₃, OH, C₁₋₄alkoxy or C₁₋₄alkyl which optionally bears a substituent selected from halogen, CN, NO₂, CF₃, OH and C₁₋₄alkoxy. Preferably, Ar² 35 represents phenyl bearing 1 or 2 substituents as indicated, and most preferably, Ar²

represents 2,5-disubstituted phenyl. Preferred substituents include halogen (especially chlorine and fluorine) and substituted alkyl, such as hydroxymethyl. Examples of groups represented by Ar^2 include 2,5-dichlorophenyl, 2,5-difluorophenyl and 2-hydroxymethyl-5-fluorophenyl. Very aptly, Ar^2 represents 2,5-difluorophenyl.

5 R^1 represents H, or C_{1-6} alkyl, C_{3-6} cycloalkyl or C_{2-6} alkenyl, any of which is optionally substituted by halogen, CN, NO_2 , CF_3 , OH, C_{1-4} alkoxy or C_{1-4} alkoxycarbonyl. Typically, R^1 represents H, unsubstituted alkyl (such as methyl, ethyl, n-propyl or isopropyl), C_{3-6} cycloalkyl (such as cyclopropyl) or unsubstituted alkenyl (such as allyl). Preferably, R^1 represents H, methyl or allyl; most preferably R^1 represents H.

10 R^2 represents a saturated or unsaturated hydrocarbon linking group of up to 6 carbon atoms. Thus, R^2 is a bivalent group containing carbon and hydrogen atoms only, up to a maximum of 6 carbon atoms, but within those constraints may comprise any combination of linear, branched and

cyclic structures, optionally comprising one or more double and/or triple bonds. Typically, R² (if present) represents a linear or branched alkylene group such as CH₂, CH₂CH₂, CH₂CH₂CH₂ or CH(Me)CH₂.

X represents a linking group selected from -O-, -S-, -SO₂-, -N(R⁴)-, -C(O)-, -OC(O)-, -C(O)O-, -C(O)N(R⁴)-, -N(R⁴)C(O)-, -OC(O)O-,
5 -N(R⁴)C(O)O-, -OC(O)N(R⁴)-, -SO₂N(R⁴)- and -N(R⁴)SO₂-, where R⁴ is as defined previously. In this context, R⁴ is preferably H. Typically, X represents an ether linkage -O-, an ester linkage -OC(O)- or -C(O)O-, an amide linkage -C(O)NH- or -NHC(O)-, or a carbamate linkage -NHC(O)O-
10 or -OC(O)NH-. Preferably, X (if present) represents -C(O)O- or -OC(O)NH-.

m and n are individually 0 or 1 with the proviso that m must be 0 if n is 0. Thus, R² cannot be present unless X is also present, but X may be present regardless of whether R² is present.

R³ represents C₁₋₁₀alkyl, C₃₋₉cycloalkyl, C₃₋₉cycloalkylC₁₋₆alkyl, C₂₋₆alkenyl or C₂₋₆alkynyl, any of which may be substituted by halogen, CN, NO₂, CF₃, Ar, heterocyclyl, OR⁴, N(R⁴)₂, COR⁴, CO₂R⁴, OCOR⁴, or CON(R⁴)₂; or R³ represents Ar or heterocyclyl. Typically, R³ represents C₁₋₆alkyl such as methyl, ethyl, n-propyl, isopropyl and t-butyl;
15 C₃₋₆cycloalkyl such as cyclopropyl, cyclobutyl, cyclopentyl and cyclohexyl; C₃₋₆cycloalkylC₁₋₆alkyl such as cyclobutylmethyl and cyclopropylmethyl; C₂₋₆alkenyl such as allyl, homoallyl and pent-1-en-5-yl; or C₁₋₆alkyl which is substituted with Ar, OR⁴, N(R⁴)₂ or CO₂R⁴, such as 1-phenylethyl, pyridylmethyl, 3-(imidazol-1-yl)propyl, 1-methyl-3-(morpholin-4-yl)propyl,
20 3-hydroxypropyl and 3-carboxypropan-2-yl.
25


In a first subclass of the compounds according to formula I, m and n are both 0. Within this subclass, R³ preferably represents C₁₋₆alkyl, C₃₋₆cycloalkyl, C₃₋₆cycloalkylC₁₋₆alkyl or C₂₋₆alkenyl, any of which is optionally substituted with Ar, OR⁴, N(R⁴)₂ or CO₂R⁴.


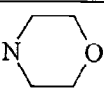

30 In a second subclass of the compounds according to formula I, m and n are both 1. Within this subclass, R² is preferably a linear or branched

alkylene group, X is preferably an ester, amide or carbamate linkage, and R³ preferably represents C₁₋₆alkyl, C₃₋₆cycloalkyl, C₃₋₆cycloalkylC₁₋₆alkyl or C₂₋₆alkenyl, any of which is optionally substituted with Ar, OR⁴, N(R⁴)₂ or CO₂R⁴.

5 In a third subclass of the compounds of Formula I, m is 0 and n is 1. Within this subclass, X is preferably -C(O)O- or -C(O)N(R⁴)-, and R³ preferably represents C₁₋₆alkyl, C₃₋₆cycloalkyl, C₃₋₆cycloalkylC₁₋₆alkyl or C₂₋₆alkenyl, any of which is optionally substituted with Ar, OR⁴, N(R⁴)₂ or CO₂R⁴.

10 Examples of compounds in accordance with the invention include those in which Ar¹ represents 4-chlorophenyl, Ar² represents 2,5-difluorophenyl, and m, n, R¹, R², R³ and X are as shown in the following table:

R ¹	m	n	R ²	X	R ³
H	1	1	-CH(Me)CH ₂ -	-CO-O-	Me
H	0	0	-	-	-CH(Me)CH ₂ CH ₂ OH
H	0	0	-	-	Isopropyl
Me	0	0	-	-	Allyl
H	0	0	-	-	Homoallyl
H	0	0	-	-	-CH(Me)CH ₂ CH ₂ -N 
H	0	0	-	-	Cyclopentyl
Me	0	0	-	-	-CH ₂ CH ₂ CH ₂ OH
H	0	0	-	-	Cyclobutylmethyl
H	1	1	-CH(Me)CH ₂ -	-CO-NH-	Me
H	0	1	-	-CO-O-	Et
Allyl	0	0	-	-	Allyl
H	1	1	-CH(Me)-	-CO-O-	Et

R ¹	m	n	R ²	X	R ³
H	1	1	-CH(Me)CH ₂ -	-O-CO-NH-	-CH ₂ CH ₂ CH ₂ -N 
H	0	0	-	-	-(CH ₂) ₃ CH=CH ₂
H	0	0	-	-	-CH(Me)CH ₂ OH
H	1	1	-CH ₂ CH ₂ -	-CO-O-	Et
Allyl	1	1	-CH ₂ CH ₂ -	-CO-O-	Me
H	0	0	-	-	-CH(Me)CH ₂ CO ₂ H
H	0	0	-	-	Allyl
Allyl	0	0	-	-	Homoallyl
H	0	0	-	-	-CH ₂ -N 
H	0	0	-	-	-CH ₂ - 
H	0	0	-	-	Me
H	0	0	-	-	-CH(Me)Ph

and the pharmaceutically acceptable salts thereof.

The compounds of formula I have an activity as modulators of the processing of APP by γ secretase.

- 5 The invention also provides pharmaceutical compositions comprising one or more compounds of formula I or pharmaceutically acceptable salts thereof, and a pharmaceutically acceptable carrier. Preferably these compositions are in unit dosage forms such as tablets, pills, capsules, powders, granules, sterile parenteral solutions or
- 10 suspensions, metered aerosol or liquid sprays, drops, ampoules, transdermal patches, auto-injector devices or suppositories; for oral, parenteral, intranasal, sublingual or rectal administration, or for administration by inhalation or insufflation. For preparing solid compositions such as tablets, the principal active ingredient is mixed with

a pharmaceutical carrier, e.g. conventional tableting ingredients such as corn starch, lactose, sucrose, sorbitol, talc, stearic acid, magnesium stearate, dicalcium phosphate or gums or surfactants such as sorbitan monooleate, polyethylene glycol, and other pharmaceutical diluents, e.g. water, to form a solid preformulation composition containing a homogeneous mixture of a compound of the present invention, or a pharmaceutically acceptable salt thereof. When referring to these preformulation compositions as homogeneous, it is meant that the active ingredient is dispersed evenly throughout the composition so that the composition may be readily subdivided into equally effective unit dosage forms such as tablets, pills and capsules. This solid preformulation composition is then subdivided into unit dosage forms of the type described above containing from 0.1 to about 500 mg of the active ingredient of the present invention. Typical unit dosage forms contain from 1 to 100 mg, for example 1, 2, 5, 10, 25, 50 or 100 mg, of the active ingredient. The tablets or pills of the novel composition can be coated or otherwise compounded to provide a dosage form affording the advantage of prolonged action. For example, the tablet or pill can comprise an inner dosage and an outer dosage component, the latter being in the form of an envelope over the former. The two components can be separated by an enteric layer which serves to resist disintegration in the stomach and permits the inner component to pass intact into the duodenum or to be delayed in release. A variety of materials can be used for such enteric layers or coatings, such materials including a number of polymeric acids and mixtures of polymeric acids with such materials as shellac, cetyl alcohol and cellulose acetate.

The present invention also provides a compound of formula I or a pharmaceutically acceptable salt thereof for use in a method of treatment of the human body. Preferably the treatment is for a condition associated with the deposition of β -amyloid. Preferably the condition is a neurological disease having associated β -amyloid deposition such as Alzheimer's disease.

solvent such as THF or DMF in the presence of a base such as potassium carbonate, potassium t-butoxide or sodium hydride.

The sulphones (1) where R¹ is H are prepared by oxidation of thioethers Ar²-CH₂-SAr¹ (3), which in turn are formed by reaction of thiols Ar¹SH (4) with benzyl derivatives Ar²CH₂-L (5), where L, Ar¹ and Ar² have the same meanings as before. The reaction between (4) and (5) takes place in an inert solvent such as dichloromethane in the presence of a base such as triethylamine, while the oxidation of (3) to (1) is conveniently effected by m-chloroperoxybenzoic acid, also in an inert solvent such as dichloromethane. The sulphones (1) in which R¹ is other than H are prepared by alkylation of Ar²CH₂SO₂Ar¹ with R^{1a}-L, where R^{1a} is R¹ that is other than H and L, Ar¹ and Ar² have the same meanings as before. The alkylation is conveniently carried out in an aprotic solvent such as THF or DMF in the presence of strong base such as sodium hydride or potassium t-butoxide. Alternatively, alkylation with R^{1a}-L may be carried out subsequent to alkylation of sulphones (1) (R¹=H) with (2).

An alternative process, suitable for the synthesis of compounds of formula I in which m and n are both 1, X is -CO-O- and R² is -CH(R)CH₂- where R represents H or C₁₋₄alkyl, involves base-catalysed addition of a sulphone (1) to an α,β-unsaturated ester (6):



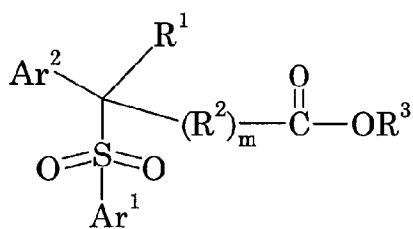
(6)

where R and R³ have the same meanings as before. The reaction may be carried out in THF in the presence of potassium t-butoxide at ambient temperature.

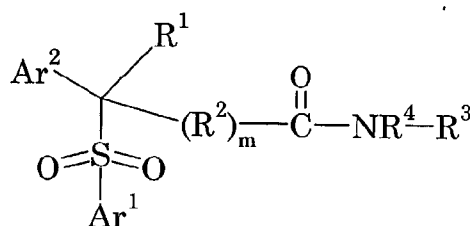
A further alternative process, suitable for the synthesis of compounds of formula I in which m is 0, n is 1 and X is -CO-O-, involves nucleophilic displacement of bromine from an α-bromoester Ar²-CHBr-CO₂R³ with Ar¹-SH, followed by oxidation of the resulting thioether to the sulphone, and optional alkylation with R^{1a}-L, where Ar¹, Ar², R^{1a} and R³ have the same meanings as before. The displacement may

be effected in the presence of a base such as triethylamine in dichloromethane at ambient temperature, while the oxidation and optional alkylation may be carried out as described previously.

Individual compounds of formula I prepared by the routes described above may be converted into different compounds in accordance with formula I through the application of known synthetic techniques. For example, esters (7) may be converted to amides (8) by treatment with amines $\text{HN}(\text{R}^4)\text{R}^3$:



(7)

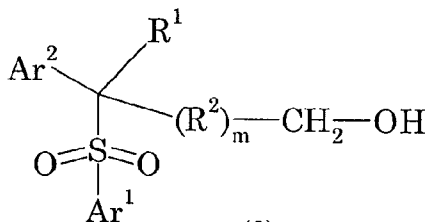


(8)

where m , Ar^1 , Ar^2 , R^1 , R^2 , R^3 and R^4 have the same meanings as before.

Alternatively, the esters (7) may be hydrolysed to the corresponding carboxylic acids (e.g. by refluxing with LiOH in aqueous THF), which in turn may be coupled with alcohols R^3OH or amines $\text{HN}(\text{R}^4)\text{R}^3$ to provide esters (7) and amides (8) respectively, in which the identity of R^3 and/or R^4 is varied. Any of the standard coupling techniques may be used, such as conversion of the acid to the acid chloride followed by treatment with the alcohol or amine in the presence of base, or the use of activating agents such as dimethylaminopyridine, hydroxybenzotriazole, dicyclohexylcarbodiimide, carbonyldiimidazole and the like.

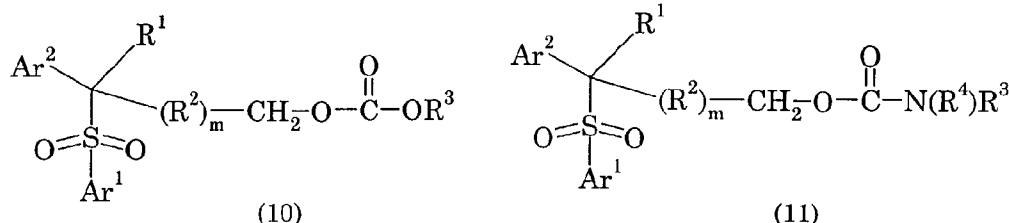
The esters (7) may also be reduced to the corresponding primary alcohols (9) (e.g. by treatment with LiAlH_4 in THF at 0°C):



(9)

where m , Ar^1 , Ar^2 , R^1 and R^2 have the same meanings as before. Alcohols (9) are effectively compounds of formula I in which $m = n = 0$ and R^3 is hydroxyalkyl. The hydroxy group may be displaced by a variety of nucleophiles (optionally after conversion to the iodide, mesylate, tosylate or similar), notably by $(R^4)_2NH$. In a typical process, the alcohol (9) is reacted with iodine and triphenylphosphine in the presence of imidazole in a mixture of acetonitrile and ether at $0^\circ C$ to form the iodide, which is subsequently treated with the amine $(R^4)_2NH$ in acetonitrile at ambient temperature.

Alternatively, alcohols (9) may be treated with phosgene or 4-nitrophenylchloroformate, and thereafter with alcohols R^3OH or amines $HN(R^4)R^3$ to provide carbonates (10) and carbamates (11) respectively:



where m , Ar^1 , Ar^2 , R^1 , R^2 , R^3 and R^4 have the same meanings as before.

The overall effect is thus to extend the R^2 group of (7) by one methylene, to replace the ester linkage of (7) by a carbonate or carbamate linkage, and optionally to vary the identity of R^3 .

Where they are not themselves commercially available, the starting materials and reagents employed in the above-described synthetic schemes may be obtained by the application of standard techniques of organic synthesis to commercially available materials.

It will be appreciated that many of the above-described synthetic schemes may give rise to mixtures of stereoisomers. Such mixtures may be separated by conventional means such as fractional crystallisation and preparative chromatography.

Certain compounds according to the invention may exist as optical isomers due to the presence of one or more chiral centres or because of the

overall asymmetry of the molecule. Such compounds may be prepared in racemic form, or individual enantiomers may be prepared either by enantiospecific synthesis or by resolution. The novel compounds may, for example, be resolved into their component enantiomers by standard
5 techniques such as preparative HPLC, or the formation of diastereomeric pairs by salt formation with an optically active acid, such as (-)-di-p-toluoyl-d-tartaric acid and/or (+)-di-p-toluoyl-l-tartaric acid, followed by fractional crystallization and regeneration of the free base. The novel compounds may also be resolved by formation of diastereomeric
10 esters or amides, followed by chromatographic separation and removal of the chiral auxiliary.

During any of the above synthetic sequences it may be necessary and/or desirable to protect sensitive or reactive groups on any of the molecules concerned. This may be achieved by means of conventional
15 protecting groups, such as those described in Protective Groups in Organic Chemistry, ed. J.F.W. McOmie, Plenum Press, 1973; and T.W. Greene & P.G.M. Wuts, Protective Groups in Organic Synthesis, John Wiley & Sons, 1991. The protecting groups may be removed at a convenient subsequent stage using methods known from the art.

20 A typical assay which can be used to determine the level of activity of compounds of the present invention is as follows:

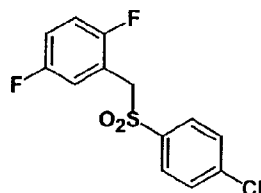
- (1) Mouse neuroblastoma neuro 2a cells expressing human app695 are cultured at 50-70% confluency in the presence of sterile 10mM sodium butyrate.
- 25 (2) Cells are placed in 96-well plates at 30,000/well/100 μ L in minimal essential medium (MEM) (phenol red-free) + 10% foetal bovine serum (FBS), 50mM HEPES buffer (pH7.3), 1% glutamine, 0.2mg/ml G418 antibiotic, 10mM sodium butyrate.
- (3) Make dilutions of the compound plate. Dilute stock solution to 5.5%
30 DMSO/110 μ M compound. Mix compounds vigorously and store at 4°C until use.

- (4) Add 10 μ L compound/well. Mix plate briefly, and leave for 18h in 37°C incubator.
- (5) Remove 90 μ L of culture supernatant and dilute 1:1 with ice-cold 25mM HEPES (pH.3), 0.1% BSA, 1.0mM EDTA (+ broad spectrum protease inhibitor cocktail; pre-aliquotted into a 96-well plate). Mix and keep on ice or freeze at -80°C.
- (6) Add back 100 μ L of warm MEM + 10% FBS, 50mM HEPES (pH7.3), 1% glutamine, 0.2mg/ml G418, 10mM sodium butyrate to each well, and return plate to 37°C incubator.
- 10 (7) Prepare reagents necessary to determine amyloid peptide levels, for example by ELISA assay.
- (8) To determine if compounds are cytotoxic, cell viability following compound administration is assessed by the use of redox dye reduction. A typical example is a combination of redox dye MTS (Promega) and the electron coupling reagent PES. This mixture is made up according to the manufacturer's instructions and left at room temperature.
- 15 (9) Quantitate amyloid beta 40 and 42 peptides using an appropriate volume of diluted culture medium by standard ELISA techniques.
- (10) Add 15 μ L/well MTS/PES solution to the cells; mix and leave at 20 37°C.
- (11) Read plate when the absorbance values are approximately 1.0 (mix briefly before reading to disperse the reduced formazan product).

Alternative assays are described in *Biochemistry*, **2000**, 39(30), 8698-8704.

- 25 The Examples of the present invention all had an ED₅₀ of less than 10 μ M, preferably less than 1 μ M and most preferably less than 100nM in at least one of the above assays.

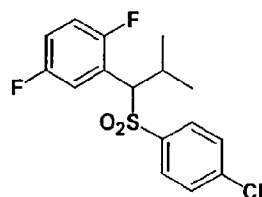
The following examples illustrate the present invention.

EXAMPLES**Intermediate 1**

4-Chlorothiophenol (3.6g, 0.025 mol) in dichloromethane (100ml)
5 was treated with 2,5-difluorobenzyl bromide (5.17g, 0.025 mol) and
triethylamine (3.9 ml, 0.028 mol), reaction was stirred for 2 hours then
diluted with dichloromethane (250ml) and washed with water (100ml) and
brine (100ml). The separated organic layer was dried (MgSO_4) and
evaporated to dryness. Product was purified by passing down a plug of
10 silica eluting with hexane-ethyl acetate mixtures. 5.12g. $^1\text{H NMR CDCl}_3$
7.23 (4H,s), 6.69-6.86 (3H,m) and 4.04 (2H,s).

This thioether (5.12g, 0.018 mol) was dissolved in dichloromethane
(100ml) and treated with m-chloroperoxybenzoic acid (14.3g, 0.042 mol
(50%w/w)) and stirred for 2 hours. The reaction was then washed with
15 $\text{Na}_2\text{S}_2\text{O}_5$ (5% solution, 100ml), brine (50ml), dried (MgSO_4) and evaporated
to dryness. The sulphonic product was purified on silica eluting with
hexane-ethyl acetate mixtures, 3.6g. $^1\text{H NMR CDCl}_3$ 7.61 (2H,d, $J=8.6\text{Hz}$),
7.45 (2H,d, $J=8.6\text{Hz}$), 7.13-7.08 (1H,m), 7.05-7.01 (1H,m), 7.05-7.00
(1H,m), 6.99-6.87 (1H,m) and 4.36 (2h,s).

20

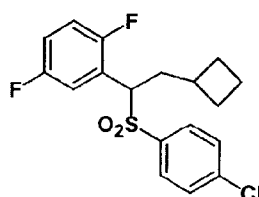
Example 1

Intermediate 1 (0.2g, 0.66 mmol) and 2-iodopropane (0.33ml, 3.3
mmol) in tetrahydrofuran (10ml) were treated with potassium t butoxide
25 (0.73ml 1M solution in tetrahydrofuran, 0.72mmol) and heated at 80°C for

48 hours. The reaction was then diluted with water and the products extracted into ethyl acetate (100ml), the organic phase separated, washed with brine (50ml), dried (MgSO₄) and evaporated to dryness. The product was purified on silica eluting with hexane-ethyl acetate mixtures, 0.12g.

5 ¹H NMR CDCl₃ 7.52-7.49 (2H,m), 7.45-7.35 (1H,m), 7.32-7.29 (2H,m), 6.94-6.88 (1H,m), 6.77-6.72 (1H,m), 4.32 (1H,d,J=7.1Hz), 2.86-2.81 (1H,m), 1.31 (3H,d,J=6Hz) and 0.97 (3H,d,J=6Hz).

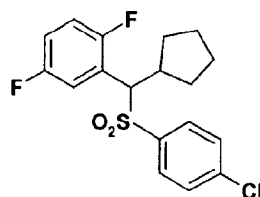
Example 2



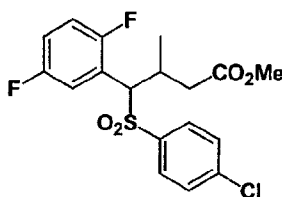
10

Prepared as described in example 1 using bromomethyl cyclobutane in place of 2-iodopropane. 0.11g. ¹H NMR CDCl₃ 7.52 (2H,d,J=7.8Hz), 7.37 (2H,d,J=7.8Hz), 7.27-7.22 (1H,m), 6.99-6.94 (1H,m), 6.83-6.78 (1H,m), 4.43-4.4 (1H,m), 2.49-2.42 (1H,m), 2.23-2.04 (2H,m), 1.95-1.73 (4H,m) and 15 1.68-1.55 (2H,m).

Example 3

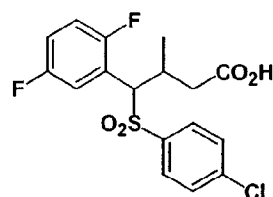


Prepared as described in example 1 using bromocyclopentane in 20 place of 2-iodopropane. 0.15g. ¹H NMR CDCl₃ 7.51-7.47 (2H,m), 7.33-7.3 (3H,m), 6.93-6.87 (2H,m), 6.75-6.69 (1H,m), 4.42 1H,brd, 10.6Hz), 2.85-2.75 (1H,m),2.40-2.34 (1H,M), 1.80-1.49 (6H,m) and 1.06-1.0 (1H,m).

Example 4

Intermediate 1 (1g, 3.31mmol) and methyl crotonate (0.35ml, 3.31mmol) in tetrahydrofuran (30ml) were treated with potassium t-butoxide (3.64ml 1M solution in tetrahydrofuran, 3.64mmol) and stirred for 2 hours. The reaction was then partitioned between ethyl acetate (100ml) and water (100ml, the organic phase separated, washed with brine (50ml), dried (MgSO₄) and evaporated to dryness. Products were purified on silica eluting with hexane-ethyl acetate mixtures and isolated as a mixture of diastereoisomers. ¹H NMR CDCl₃ 7.55-7.52 (2H,m), 7.51-7.39 (1H,m), 7.35-7.31 (2H,m), 6.97-6.91 (1H,m), 6.81-6.75 (1H,m), 4.84 (1H,d,J=7.8Hz), 4.62 (1H,d,J=8.2Hz), 3.71 (3H,s), 3.64 (3H,s), 3.17-3.11 (1H,m), 2.83-2.76 (1H,m), 2.65-2.57 (1H,m), 2.16-2.09 (1H,m), 1.38 (3H,d,J=6.7Hz) and 1.05 (3H,d,J=6.8Hz).

15

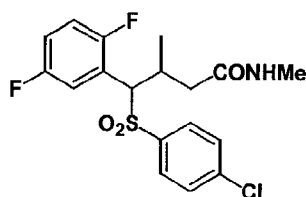
Example 5

The ester from Example 4, (0.64g, 1.58mmol) in tetrahydrofuran (16ml) was treated with LiOH (0.12g, 4.75mmol) in water (4ml) and heated at 60°C for 18 hours. The reaction was diluted with ethyl acetate (100ml) and washed with HCl (1N, 50ml), brine (50ml), dried (MgSO₄) and evaporated to dryness. Products were purified on silica eluting with hexane-ethyl acetate mixtures and isolated as a mixture of diastereoisomers, 0.52g. ¹H NMR CDCl₃ 7.58-7.51 2H,m, 7.485-7.4 (1H,m), 7.35-7.32 (2H,m), 6.99-6.94 (1H,m), 6.92-6.75 (1H,m), 4.81 (1H,d,J=8Hz),

25

4.63 (1H,d,J=8Hz), 3.16-3.09 (1H,m), 2.94-2.88 (1H,m), 2.72-2.11 (1H,m), 2.21-2.11 (1H,m), 1.42 (3H,d,J=6.6Hz) and 1.07 (3H,d,J=6.8Hz).

Example 6

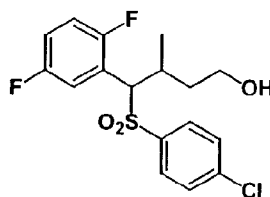


5

The ester from Example 4, 0.11g,0.27mmol) in methanol was saturated with monomethylamine at 0°C, sealed and stirred for 18 hours. The reaction was then evaporated to dryness and the product purified on silica eluting with hexane-ethyl acetate mixtures and isolated as a mixture of diastereoisomers, 0.06g. ¹H NMR CDCl₃ 7.55-7.49 (2H,m), 7.42-7.4 (1H,m), 7.36-7.31 (2H,m), 6.95-6.91 (1H,m), 6.81-6.73 (1H,m), 5.74 (1H,br), 5.30 (1H,br), 4.77 (1H,d,J=8.4Hz), 4.65 (7.6Hz), 3.15-3.10 (1H,m), 2.84 (3H,d,J=4.8Hz), 2.77 (3H,d,J=4.8Hz), 2.7-2.65 (1H,m), 2.57-2.48 (1H,m), 1.96-1.89 (1H,m), 1.34 (3H,d,J=6.7Hz) and 0.86 (3H,d,J=6.6Hz).
MS MH+ 402.

15

Example 7

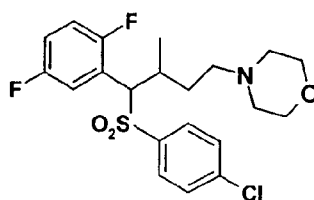


The ester from Example 4 (0.32g,0.82mmol) in tetrahydrofuran (20ml) was cooled to -10°C and treated with lithium aluminium hydride (1M in tetrahydrofuran, 1.65ml, 1.65mmol) and stirred for 2 hours, warming to room temperature. The reaction was quenched with HCl (1N, 50ml) and diluted with ethyl acetate (100ml). The organic phase was separated washed with brine (50ml), dried (MgSO₄) and evaporated to

20

dryness. Products were purified on silica eluting with hexane-ethyl acetate mixtures and isolated as a mixture of diastereoisomers, 0.12g. ¹H NMR CDCl₃ 7.52-7.49 (2H,m), 7.45 (1H,m), 7.33-7.3 (2H,m), 6.95-6.91 (1H,m), 6.78-6.71 (1H,m), 4.67 (1H,d,J=7.3Hz), 4.50 (1H,d,J=8Hz), 3.83 (2H,m), 3.05-2.85 (1H,m), 2.05-1.75(2H,m), 1.35 (3H,d,J=8Hz) and 1.07 (3H,d,J=6.8Hz).

Example 8



- 10 The alcohol from Example 7 (89mg, 0.24mmol), triphenylphosphine (63mg, 0.24 mmol) and imidazole (16mg, 0.4 mmol) were dissolved in acetonitrile/ether (1:2, 3ml) cooled to 0°C, treated with iodine (61mg, 0.24mmol) and stirred for 12 hours. The solvent was then removed, the residue redissolved in dichloromethane and washed with water (50ml).
- 15 The organic phase was separated, washed with brine (50ml), dried (MgSO₄) and evaporated to dryness. Products were purified on silica eluting with hexane-ethyl acetate mixtures and isolated as a mixture of diastereoisomers, 69mg. Diastereoisomer A . ¹H NMR CDCl₃ 7.54 (2H,d,J=8.5Hz), 7.42 (1H,m), 7.35 (2H,d,J=8.5Hz), 6.96-6.9 (1H,m), 6.81-6.72 (1H,m), 4.48 (1H,d,J=6.1Hz), 3.32-3.04 (2H,m), 2.93-2.85 (1H,m), 2.28-2.18 (1H,m), 1.82-1.73 (1H,m) and 1.1 (3H,d,J=6.8Hz).
- 20 Diastereoisomer B . ¹H NMR CDCl₃ 7.50 (2H,d,J=8.5Hz), 7.42 (1H,m), 7.31 (2H,d,J=8.5Hz), 6.96-6.9 (1H,m), 6.81-6.72 (1H,m), 4.45 (1H,d,J=8.4Hz), 3.32-3.21 (1H,m), 3.15-3.04 (1H,m), 2.82-2.75 (1H,m), 2.07-2 (1H,m), 1.62-1.53 (1H,m) and 1.35 (3H,d,J=6.6Hz).
- 25

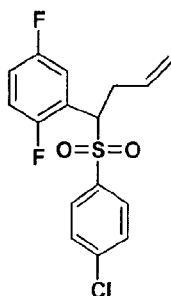
The resulting iodide (69mg,0.14mmol) was dissolved in acetonitrile (3ml) treated with morpholine (13.3μl, 0.15mM) and stirred for 30

minutes. The reaction was evaporated to dryness and the products purified on silica eluting with hexane-ethyl acetate mixtures and the product isolated as a mixture of diastereoisomers.

Diastereoisomer A ¹H NMR CDCl₃ 7.53-7.48 (2H, m), 7.48-7.40 (1H, m),
5 7.34-7.26 (2H, m), 6.94-6.88 (2H, m), 6.77-6.70 (1H, m), 4.46 (1H, d,
J=8.2Hz), 3.70-3.65 (1H, m), 2.90-2.80 (1H, m), 2.51-2.23 (1H, m), 1.80-
1.69 (1H, m), 1.32 (3H, d, J=6.6Hz) and 1.27-1.09 (1H, m). MS MH+ 444.

Diastereoisomer B . ¹H NMR CDCl₃ 7.54-7.20 (3H, m), 7.34-7.20 (2H, m),
6.97-6.90 (1H, m), 6.81-6.70 (1H, m), 4.57 (1H, d, J=6.4Hz), 3.72-3.65 (4H,
10 m), 2.91-2.80 (1H, m), 2.48-2.23 (1H, m), 2.04-1.90 (1H, m), 1.27-1.16 (1H,
m) and 1.08 (3H, d, J=6.8Hz).). MS MH+ 444.

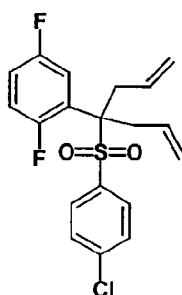
Example 9



15 Intermediate 1 (500 mg, 1.66 mmol) in N,N-dimethylformamide
(DMF) (2.5 ml) was treated with sodium hydride (73 mg, 60% w/w in
mineral oil, 1.82 mmol), then allyl bromide (216 μ l, 2.49 mmol). The
mixture was stirred at room temperature for 16 hours, a further portion of
sodium hydride (36 mg, 60% w/w in mineral oil, 0.91 mmol) added and
20 stirring at room temperature continued for another 5.5 hours. The
reaction mixture was diluted with water (40 ml) and extracted with ethyl
acetate (3 x 50 ml), and the combined organics washed with brine (sat.,
100 ml), dried (Mg SO₄) and evaporated to dryness, giving an orange oil
(506 mg). This material was chromatographed on silica, eluting with 0-5%
25 ethyl acetate in hexanes to give product 199 mg. ¹H NMR (400 MHz,

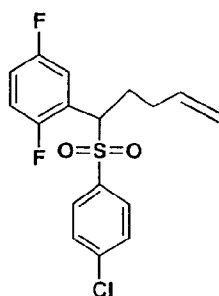
CDCl₃), 2.79-2.88 (1H, m), 3.17-3.23 (1H, m), 4.57-4.61 (1H, m), 5.00-5.10 (2H, m), 5.50-5.60 (1H, m), 6.79-6.85 (1H, m), 6.94-7.00 (1H, m), 7.23-7.28 (1H, m), 7.38-7.41 (2H, m), 7.53-7.56 (2H, m).

5 Example 10



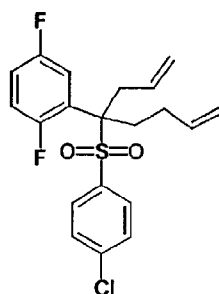
The mono-allyl derivative from Example 9 (50 mg, 0.15 mmol) in tetrahydrofuran (2 ml) was treated with allyl bromide (14 μ l, 0.16 mmol). Potassium *tert*-butoxide (161 μ l, 1M solution in tetrahydrofuran, 0.16 mmol) was then dripped in slowly and mixture stirred at room temperature for 2 hours. The reaction mixture was diluted with ethyl acetate (20 ml), washed with water (30 ml) and then brine (sat., 30ml), then dried (MgSO₄) and evaporated to dryness, giving 39 mg crude material. This was purified by preparative t.l.c., eluting with 5% ethyl acetate in hexanes, giving product 10.6 mg. ¹H NMR (400 MHz, CDCl₃), 3.08-3.15 (2H, m), 3.20-3.30 (2H, m), 5.14-5.24 (4H, m), 5.75-5.90 (2H, m), 6.75-6.82 (1H, m), 6.94-7.00 (2H, m), 7.37 (4H, d, *J* = 8.0 Hz).

Example 11



Intermediate 1 (1.01 g, 3.34 mmol) in DMF (3 ml) was dripped into a stirring suspension of sodium hydride (134 mg, 60% w/w in mineral oil, 3.34 mmol) in DMF (2 ml), and the mixture treated with 4-bromo-1-butene (508 μ l, 5.01 mmol) and stirred at room temperature for 1.5 hours. The reaction mixture was diluted with water (150 ml) and extracted with ethyl acetate (3 x 100 ml). The combined organics were washed with brine (sat., 150 ml), dried (MgSO_4) and evaporated *in vacuo* to give 1.05 g crude material which was chromatographed on silica, eluting with 0-5% ethyl acetate in hexanes to give product. 720 mg. ^1H NMR (360 MHz, CDCl_3), 1.85-1.96 (1H, m), 2.06-2.25 (2H, m), 2.49-2.58 (1H, m), 4.54 (1H, dd, $J = 11.2$ Hz and $J = 2.5$ Hz), 4.97 (2H, dq, $J = 12.9$ Hz and $J = 1.2$ Hz), 5.64-5.75 (1H, m), 6.80-6.86 (1H, m), 6.96-7.02 (1H, m), 7.22-7.27 (1H, m), 7.36-7.40 (2H, m), 7.51-7.55 (2H, m).

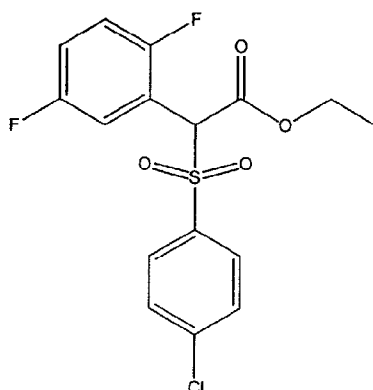
15 Example 12



The homoallyl derivative from Example 11 (720 mg, 2.02 mmol) in DMF (10 ml) was dripped into a stirring suspension of sodium hydride (202 mg, 60% w/w in mineral oil, 5.06 mmol) in DMF (7 ml). The mixture was treated with allyl bromide (875 μ l, 10.1 mmol) and stirred at room temperature for 64 hours, then diluted with water (150 ml) and extracted with ethyl acetate (3 x 100 ml). The combined organics were washed with brine (sat., 200 ml), dried (MgSO_4) and evaporated *in vacuo* to give 910 mg crude material which was chromatographed on silica, eluting with 0-5% ethyl acetate in hexanes to give product (794 mg.) A portion of this material (44 mg) was further purified by preparative t.l.c., eluting with

10% ethyl acetate in hexanes to give 36 mg pure product. ^1H NMR (400 MHz, CDCl_3), 1.8-1.95 (1H, m), 2.27-2.33 (1H, m), 2.41-2.46 (2H, m), 3.03 (1H, dd, $J = 14.8$ Hz and $J = 7.0$ Hz), 3.31 (1H, dd, $J = 15.4$ Hz and $J = 6.3$ Hz), 4.99-5.06 (2H, m), 5.18-5.28 (2H, m), 5.73-5.84 (1H, m), 5.90-6.00 (1H, m), 6.78-6.86 (1H, m), 7.00-7.08 (2H, m), 7.31-7.37 (4H, m).

Example 13



To 2,5-difluorophenylacetic acid (20 g, 116 mmol) in ethanol (400 ml) was added concentrated sulfuric acid (20 ml). The solution was heated at reflux for 18 h and then concentrated. The residue was diluted with ethyl acetate washed with water, saturated aqueous sodium hydrogencarbonate solution, brine, dried (MgSO_4), filtered and evaporated to give the ethyl ester.

To the ester (19.5 g, 97 mmol) in carbon tetrachloride (150 ml) and warmed to 40°C was added *N*-bromosuccinimide (20.6 g) and then azoisobutyronitrile (100 mg) and the reaction was refluxed for 12 h. After cooling the reaction was diluted with dichloromethane and washed with water and brine. The organic layer was dried (MgSO_4), filtered and evaporated. The crude material was purified by flash chromatography (4:1 hexane/ethyl acetate) to give the α -bromo ester as a light yellow oil (9.5 g).

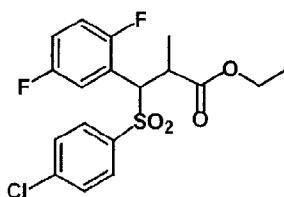
To 4-chlorothiophenol (1.9 g, 6.9 mmol) in dry dichloromethane (5 ml) at 0°C under nitrogen were added triethylamine (1.4 ml, 10.3 mmol) and the bromoester (1.9 g, 6.9 mmol) in dry dichloromethane (3 ml). The

reaction was allowed to warm to room temperature and stirred for 18 h., diluted with dichloromethane and washed with water and brine. The organic layer was dried (MgSO₄), filtered and evaporated. The crude material was purified by flash chromatography (4:1 hexane/ethyl acetate) to give the thioether as an orange oil (1.25 g) which was dissolved in dichloromethane (10 ml) and treated with *m*-chloroperoxybenzoic acid in dichloromethane (10 ml). After 3h the reaction was washed with water, 2M NaOH solution, brine, dried (MgSO₄), filtered and evaporated. Purified by flash chromatography (4:1 hexane/ethyl acetate) to give the title compound (600 mg).

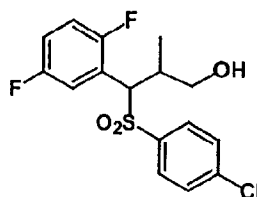
MS (EI+) 375 (MH⁺)

¹H NMR δ (ppm) (CDCl₃): 1.29 (3 H, q), 4.23-4.33 (2 H, t), 6.81-6.91 (1 H, s), 6.98-7.04 (2 H, m), 7.28-7.48 (4 H, m).

15 **Example 14**

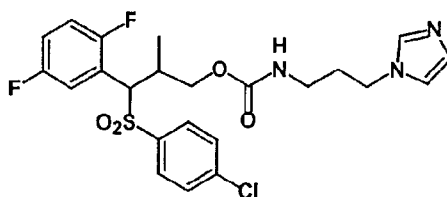


Intermediate 1 (1.37g, 4.53mM) and 2-bromopropionic acid ethyl ester (0.85ml, 9.07mM) in dimethylformamide (20ml) were treated with potassium carbonate (1.25g, 9.07mM) and heated at 80° C for 18hours. The reaction was then partitioned between ethyl acetate (50ml) and water (50ml). The organic phase was separated, washed with brine (50ml), dried (MgSO₄) and evaporated to dryness. Products were purified on silica eluting with hexane-ethyl acetate mixtures and isolated as a mixture of diastereoisomers.

Example 15

Prepared by reduction of the ester from Example 14 by the procedure of Example 9. MS M+1 361(362).

5

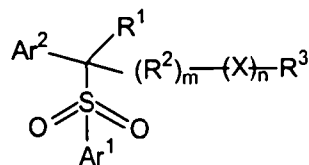
Example 16

The alcohol from example 15 (0.11g, 0.31mM) in acetonitrile (1ml) and tetrahydrofuran (5ml) was treated with pyridine (0.026ml, 0.33mM) and p-nitrophenylchloroformate. The reaction was stirred for 18 hours before the solvents were evaporated and the residue partitioned between ethyl acetate and brine. The organic phase was separated, washed with brine, dried (MgSO₄), and evaporated to dryness. The crude formate was redissolved in acetonitrile/tetrahydrofuran (1:1, 10ml) and treated with 1-(3-aminopropyl)-imidazole (0.15ml, 1.24mM) and stirred at room temperature for 2 hours. The solvents were evaporated and the residue partitioned between ethyl acetate and potassium carbonate (saturated), and the organic phase separated, washed with brine, dried (MgSO₄), and evaporated to dryness. The compound was purified on SiO₂ eluting with dichloromethane:methanol: ammonia mixtures. ¹H NMR (360 MHz, CDCl₃) 7.54-7.47 (4H, m), 7.34 (2H, d, J= 8.5Hz), 7.05 (1H, s), 6.99-6.94 (2H, m), 6.83-6.77 (1H, m), 4.87 (1H,m) 4.69 (1H, d, J= 6.2Hz), 4.24-4.20

(1H, m), 4.03-3.99 (3H, m), 3.21-3.16 (2H, m), 3.10-3.07 (1H, m), 2.05-1.97 (2H,m), 1.10 (3H, d, J= 7Hz), MS [M+1] 512 (514).

The claims defining the invention are as follows:

1. A compound of formula I:



wherein:

- 5 Ar¹ represents phenyl which bears 1 or 2 substituents independently selected from halogen, CF₃ and C₁₋₄alkoxy;

Ar² represents phenyl which bears 1 or 2 substituents independently selected from halogen and hydroxymethyl.

- 10 R¹ represents H, or C₁₋₆alkyl, C₃₋₆cycloalkyl or C₂₋₆alkenyl, any of which is optionally substituted by halogen, CN, NO₂, CF₃, OH, C₁₋₄alkoxy or C₁₋₄alkoxycarbonyl;

R² represents a saturated or unsaturated hydrocarbon linking group of up to 6 carbon atoms.

X represents -O-, -S-, -SO₂-, -N(R⁴)-, -C(O)-, -OC(O)-, -C(O)O-, -C(O)N(R⁴)-, -N(R⁴)C(O)-, -OC(O)O-, -N(R⁴)C(O)O-, -OC(O)N(R⁴)-, -SO₂N(R⁴)- or -N(R⁴)SO₂-;

- 15 R³ represents C₁₋₁₀alkyl, C₃₋₉cycloalkyl, C₃₋₉cycloalkylC₁₋₆alkyl, C₂₋₆alkenyl or C₂₋₆alkynyl, any of which may be substituted by halogen, CN, NO₂, CF₃, Ar, heterocyclyl, OR⁴, N(R⁴)₂, COR⁴, CO₂R⁴, OCOR⁴, or CON(R⁴)₂;

or R³ represents Ar or heterocyclyl;

- 20 R⁴ represents H, C₁₋₄alkyl or Ar, or two R⁴ groups together with a nitrogen atom to which they are mutually attached may complete an N-heterocyclyl group;

Ar represents phenyl or heteroaryl bearing 0-3 substituents selected from halogen, C₁₋₄alkyl, CN, NO₂, CF₃, OH, C₁₋₄alkoxy, C₁₋₄alkoxycarbonyl, amino, C₁₋₄alkylamino, di(C₁₋₄alkyl)amino, carbamoyl, C₁₋₄alkylcarbamoyl and di(C₁₋₄alkyl)carbamoyl;

m and n are each 0 or 1, provided that m = 0 if n = 0;

- 25 "heterocyclyl" at every occurrence thereof means a cyclic or polycyclic system of up to 10 ring atoms selected from C, N, O and S, wherein none of the constituent rings is aromatic and wherein at least one ring atom is other than C, bearing 0-3 substituents selected from =O, =S, halogen, C₁₋₄alkyl, CN, NO₂, CF₃, OH, C₁₋₄alkoxy,

- 30 C₁₋₄alkoxycarbonyl, amino, C₁₋₄alkylamino, di(C₁₋₄alkyl)amino, carbamoyl, Ar and COAr; and

“heteroaryl” at every occurrence thereof means a cyclic or polycyclic system of up to 10 ring atoms selected from C, N, O and S, wherein at least one of the constituent rings is aromatic and wherein at least one ring atom of said aromatic ring is other than C;

or a pharmaceutically acceptable salt thereof, with the proviso that if $n=m=1$, R^2 is CH_2 , X is $-C(O)-$, R^3 is t-butyl and Ar^1 is 4-chlorophenyl, then Ar^2 is not 4-chlorophenyl or 2,4-dichlorophenyl.

2. A compound of formula I as defined in claim 1, wherein Ar^1 represents phenyl which bears 1 or 2 substituents independently selected from halogen, CF_3 and C_{1-4} alkoxy.

3. A compound according to claim 2 wherein m and n are both 0, and R^3 represents C_{1-6} alkyl, C_{3-6} cycloalkyl, C_{3-6} cycloalkyl C_{1-6} alkyl or C_{2-6} alkenyl, any of which is optionally substituted with Ar, OR^4 , $N(R^4)_2$ or CO_2R^4 .

4. A compound according to claim 2 wherein m and n are both 1, R^2 is a linear or branched alkylene group, X is an ester, amide or carbamate linkage, and R^3 represents C_{1-6} alkyl, C_{3-6} cycloalkyl, C_{3-6} cycloalkyl C_{1-6} alkyl or C_{2-6} alkenyl, any of which is optionally substituted with Ar, OR^4 , $N(R^4)_2$ or CO_2R^4 .

5. A compound according to claim 2 wherein m is 0 and n is 1, X is $-C(O)O-$ or $-C(O)N(R^4)-$, and R^3 represents C_{1-6} alkyl, C_{3-6} cycloalkyl, C_{3-6} cycloalkyl C_{1-6} alkyl or C_{2-6} alkenyl, any of which is optionally substituted with Ar, OR^4 , $N(R^4)_2$ or CO_2R^4 .

6. A compound according to any one of claims 2-5 wherein Ar^1 is selected from 4-chlorophenyl, 4-fluorophenyl, 4-trifluoromethylphenyl, 3,4-difluorophenyl, 3,4-dichlorophenyl, 4-methoxyphenyl and 6-chloro-3-pyridyl; and Ar^2 is selected from 2,5-dichlorophenyl, 2,5-difluorophenyl and 2-hydroxymethyl-5-fluorophenyl.

7. A compound according to any one of claims 1-6 for use in treatment of the human body.

8. A compound according to claim 7 wherein said treatment is for a condition associated with the deposition of β -amyloid.

9. The use of a compound according to any one of claims 1-6 in the manufacture of a medicament for treating or preventing Alzheimer's disease.

10. A method of treatment of a subject suffering from or prone to Alzheimer's disease which comprises administering to that subject an effective amount of a compound according to any one of claims 1-6.

11. A pharmaceutical composition comprising a compound according to any one of claims 1-5 and a pharmaceutically acceptable carrier.

12. A compound of formula I as defined in claim 1 and substantially as herein described with reference to any one of Examples 1 to 16.

13. A process of making a compound of formula I as defined in claim 1 which process is substantially as herein described with reference to any one of Examples 1 to 16.

5 14. A pharmaceutical composition comprising a compound as defined in claim 12 together with a pharmaceutically acceptable carrier.

15. Use of a compound of claim 12 in the manufacture of a medicament for treating or preventing Alzheimer's disease.

10 16. A method of treatment of a subject suffering from or prone to Alzheimer's disease which method comprises administering to that subject an effective amount of a compound as defined in claim 12 or a composition as defined in claim 14.

17. A method as defined in claim 10 or 16 wherein the subject is a human.

18. A compound as defined in claim 12 for use in the treatment of the human body for a condition associated with the depositions of β -amyloid.

15 19. A compound as defined in any one of claims 1 to 8 or 12 or a composition as defined in claim 11 when used in an effective amount to treat a subject suffering from or prone to Alzheimer's disease.

Dated 28 June, 2007

20

Merck Sharp & Dohme Limited

Patent Attorneys for the Applicant/Nominated Person

SPRUSON & FERGUSON

25