



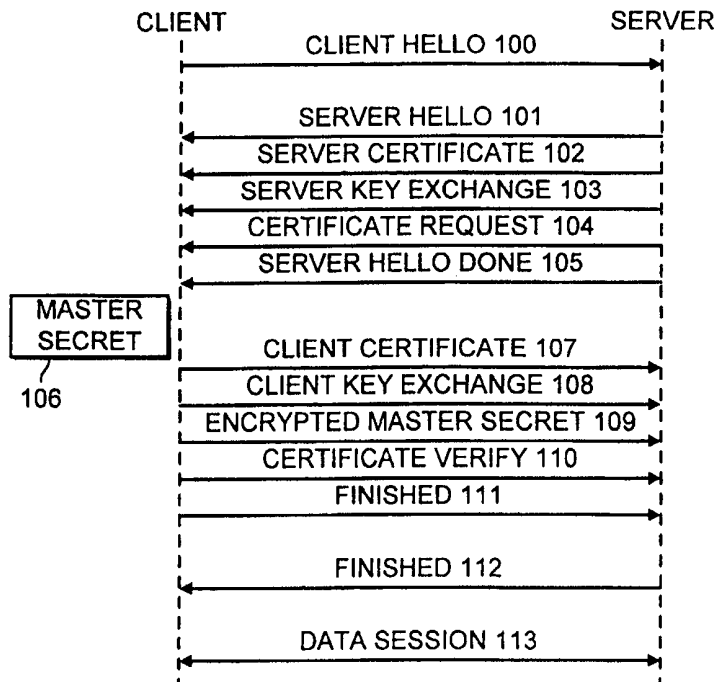
INTERNATIONAL APPLICATION PUBLISHED UNDER THE PATENT COOPERATION TREATY (PCT)

<p>(51) International Patent Classification <sup>7</sup> : <b>H04L 29/06, 12/22</b></p>	<p><b>A1</b></p>	<p>(11) International Publication Number: <b>WO 00/02358</b> (43) International Publication Date: 13 January 2000 (13.01.00)</p>
<p>(21) International Application Number: PCT/EP99/04720 (22) International Filing Date: 2 July 1999 (02.07.99) (30) Priority Data: PA 1998 00867 3 July 1998 (03.07.98) DK (71) Applicant (for all designated States except US): NOKIA MOBILE PHONES LIMITED [FI/FI]; Keilalahdentie 4, FIN-02150 Espoo (FI). (72) Inventor; and (75) Inventor/Applicant (for US only): IMMONEN, Olli [FI/FI]; Tuohuskuja 16 A 5, FIN-00670 Helsinki (FI). (74) Agents: HIGGIN, Paul et al.; Nokia House, Summit Avenue, Southwood, Farnborough, Hampshire GU14 0NG (GB).</p>		<p>(81) Designated States: AE, AL, AM, AT, AU, AZ, BA, BB, BG, BR, BY, CA, CH, CN, CU, CZ, DE, DK, EE, ES, FI, GB, GD, GE, GH, GM, HR, HU, ID, IL, IN, IS, JP, KE, KG, KP, KR, KZ, LC, LK, LR, LS, LT, LU, LV, MD, MG, MK, MN, MW, MX, NO, NZ, PL, PT, RO, RU, SD, SE, SG, SI, SK, SL, TJ, TM, TR, TT, UA, UG, US, UZ, VN, YU, ZA, ZW, ARIPO patent (GH, GM, KE, LS, MW, SD, SL, SZ, UG, ZW), Eurasian patent (AM, AZ, BY, KG, KZ, MD, RU, TJ, TM), European patent (AT, BE, CH, CY, DE, DK, ES, FI, FR, GB, GR, IE, IT, LU, MC, NL, PT, SE), OAPI patent (BF, BJ, CF, CG, CI, CM, GA, GN, GW, ML, MR, NE, SN, TD, TG).</p> <p><b>Published</b> <i>With international search report. Before the expiration of the time limit for amending the claims and to be republished in the event of the receipt of amendments.</i></p>

(54) Title: SECURE SESSION SET UP BASED ON THE WIRELESS APPLICATION PROTOCOL

(57) Abstract

Method, apparatus, memory card, and system for establishing a secure connection between a wireless communication apparatus and a data communication apparatus based on a wireless application protocol. The wireless communication apparatus is provided with contact means for receiving information from a separate unit provided with memory means. The memory means comprising information to control the access of the wireless communication apparatus through a wireless communication network connected to said data communication apparatus.



**FOR THE PURPOSES OF INFORMATION ONLY**

Codes used to identify States party to the PCT on the front pages of pamphlets publishing international applications under the PCT.

AL	Albania	ES	Spain	LS	Lesotho	SI	Slovenia
AM	Armenia	FI	Finland	LT	Lithuania	SK	Slovakia
AT	Austria	FR	France	LU	Luxembourg	SN	Senegal
AU	Australia	GA	Gabon	LV	Latvia	SZ	Swaziland
AZ	Azerbaijan	GB	United Kingdom	MC	Monaco	TD	Chad
BA	Bosnia and Herzegovina	GE	Georgia	MD	Republic of Moldova	TG	Togo
BB	Barbados	GH	Ghana	MG	Madagascar	TJ	Tajikistan
BE	Belgium	GN	Guinea	MK	The former Yugoslav Republic of Macedonia	TM	Turkmenistan
BF	Burkina Faso	GR	Greece	ML	Mali	TR	Turkey
BG	Bulgaria	HU	Hungary	MN	Mongolia	TT	Trinidad and Tobago
BJ	Benin	IE	Ireland	MR	Mauritania	UA	Ukraine
BR	Brazil	IL	Israel	MW	Malawi	UG	Uganda
BY	Belarus	IS	Iceland	MX	Mexico	US	United States of America
CA	Canada	IT	Italy	NE	Niger	UZ	Uzbekistan
CF	Central African Republic	JP	Japan	NL	Netherlands	VN	Viet Nam
CG	Congo	KE	Kenya	NO	Norway	YU	Yugoslavia
CH	Switzerland	KG	Kyrgyzstan	NZ	New Zealand	ZW	Zimbabwe
CI	Côte d'Ivoire	KP	Democratic People's Republic of Korea	PL	Poland		
CM	Cameroon	KR	Republic of Korea	PT	Portugal		
CN	China	KZ	Kazakstan	RO	Romania		
CU	Cuba	LC	Saint Lucia	RU	Russian Federation		
CZ	Czech Republic	LI	Liechtenstein	SD	Sudan		
DE	Germany	LK	Sri Lanka	SE	Sweden		
DK	Denmark	LR	Liberia	SG	Singapore		
EE	Estonia						

**Secure session set up based on the Wireless Application Protocol.**

5

**Technical Field of the Invention**

The Wireless Application Protocol (WAP) defines an industry-wide specification for developing applications that operate over wireless communication networks. The wireless market is growing very quickly, and reaching new customers and services. To enable operators and manufacturers to meet the challenges in advanced services, differentiation and fast/flexible service creation a set of protocols has been designed in transport, security, transaction, session and application layers.

**Background of the Invention**

WAP security functionality includes the Wireless Transport Layer Security (WAPWTLS) and application level security, accessible using Wireless Markup Language Script (WMLScript). For optimum security, some parts of the security functionality need to be performed by a tamper-resistant device, so that an attacker cannot retrieve sensitive data. Such data is especially the permanent private keys used in WTLS handshake with client authentication, and for making application level electronic signatures (such as confirming an application level transaction). In WTLS, also master keys (master secrets) are relatively long living - which could be several days - this is in order to avoid frequent full handshakes which are quite heavy both computationally and due to relatively large data transfer. Master secrets are used as a source of entropy, to calculate MAC keys and message encryption keys which are used to secure a limited number of messages, depending on usage of WTLS.

US-A-5,307,411 describe the set up of a secure communication session between two communication units, such as phones or facsimile machines. The secure session is controlled by separate smart cards based verification units associated with a respective one of the communication units. These two  
5 verification units exchanges random number, encrypts these numbers by using private keys, returns the encrypted random numbers to their origin. Then the encrypted random number is decrypted based on public keys. If the received numbers corresponds to the transmitted numbers, the parties verifies each other an the secure session may take place. However, this requires that  
10 both communication units are provided with a smart card reader, which is not a necessary requirement in a server, like e.g. an Internet server. Thus, this document is quite restricting for the user, since it requires that both parties have a smart card reader, and is less suitable for communication between a wireless communication apparatus and a data communication apparatus.  
15 Also, every time a session is going to be established between the two communication apparatuses, an exchange of keys must be done.

Also, US-A-5,371,794, by Sun Microsystems, discloses a way to providing a secure wireless communication link between a mobile nomadic device and a  
20 base computing unit. The mobile device sends a host certificate to the base along with a randomly chosen challenge value (CH1) and a list of supported shared key algorithms. The base sends random number (RN1) encrypted in the mobile's public key and an identifier for the chosen algorithm back to the mobile. The base saves the RN1 value and adds the CH1 value and the  
25 chosen algorithm to the mobile. The mobile verifies under the public key of the base the signature on the message. When the public key is verified, the mobile determines the value of RN1 by decrypting the public key under the private key of the mobile. The mobile then generates RN2 and a session key, and encrypts RN2 under the public key of the base to the base. The base  
30 verifies and decrypting the RN2, and determines the session key. Finally, the

mobile and the base can enter a data transfer phase using encrypted data which is decrypted using the session key which is  $RN1 + RN2$ . The values of  $RN1$  and  $RN2$  are always derived from the last key exchange, which may be from the initial connection setup or from the last key change message, whichever is more recent. This means that each time a data transfer is made, two new numbers is generated based on  $RN1$  and  $RN2$ , which will make the data transfer quite slow. Thus, as in US-A-5,307,411, every time a session is going to be established between the two apparatuses, in this case the mobile nomadic device and the base computing unit, an exchange of keys must be done.

### **Summary of the Invention**

The main object of the present invention is to establish a secure connection between a wireless communication apparatus and a data communication apparatus based on a wireless application protocol.

Another object is to enable the user to re-establish a secure at a later occasion, since establishing a secure connection is a heavy procedure both computationally and due to intensive data transfer. That is why, there is a need to use the mutually agreed master secret for a relatively long time. The problem is to store the master key in a secure way. Partly due to that problem, it is common practice to restrict the lifecycle of the master secret and the associated secure session to e.g., 24 hours, after which it is required to perform the heavy key establishment procedure a new.

The main object is achieved in accordance with the present invention by connecting a wireless communication apparatus, e.g. a cellular phone, to a separate unit, e.g. a smart card, a SIM (Subscriber Identity Module) card, etc., which may store sensitive data of a secure connection. This means that the wireless communication apparatus having some kind of contact means, for

example wireless (e.g. infra-red, radio frequency, etc.) or physical (i.e. an electrical contact), for receiving information from the separate unit, i.e. the unit is provided with memory means. The memory means comprises information to control an access of the wireless communication apparatus through a wireless communication network, e.g. a cellular phone network, connected to a data communication apparatus, e.g. a server, which supports a Wireless Application Protocol (WAP).

One advantage of using a separate unit, when establishing a secure connection, is that it will be much easier to re-establish a connection to the data communication apparatus. Thus, it is possible to save information, e.g. signatures, secret keys, etc., in the memory means, and may be re-used in another secure connection. In order to avoid fraud, the re-use of a secure connection can be restricted for limited period of time. By saving this information in the memory means the second object will be achieved.

Another advantage is that the user pays less when re-establishing a secure session, in case of the necessary information to re-establishing is saved.

To establish a connection, the wireless communication apparatus connects to the separate unit, accessing the wireless communication network connected to said data communication apparatus. Then the wireless communication apparatus transmits a request to the data communication apparatus. This request comprises information of which pre-defined algorithm(s) the wireless communication apparatus supports. When the data communication apparatus receives this request, it chooses at least one algorithm, associated with a public key and a private key, and transmits a message back to the wireless communication apparatus. This message comprises the public key and information about which algorithm the data communication apparatus has chosen. When the wireless communication apparatus receives the message,

5

comprising the public key, it will generate a master secret code, and calculates a signature based on the chosen algorithm, the public key and the master secret code. Thereafter, the wireless communication apparatus will transmit a respond to the data communication apparatus. This respond  
5 comprises the calculated signature. When the data communication apparatus receives the respond, comprising the signature, it will calculate the master secret code based on the chosen algorithm, the signature received, and the private key. Finally, the data communication apparatus will be able to establish a secure connection to the wireless communication apparatus.

10

Further advantages of the vane arrangement according to the present invention will be apparent from the dependent claims.

15

### **Brief Description of the Drawing**

Fig. 1 schematically illustrates a preferred embodiment of a hand portable phone according to the invention.

20

Fig. 2 schematically shows the essential parts of a telephone for communication with a cellular or cordless network.

Fig. 3 schematically shows how the secure session is set up between a client  
25 /phone and a server according to the invention.

Fig. 4 illustrates the message structure for setting up a secure connection according to the invention.

30 **Detailed Description of Embodiments**

## 6

Fig. 1 shows a preferred embodiment of a phone according to the invention, and it will be seen that the phone, which is generally designated by 1, comprises a user interface having a keypad 2, a display 3, an on/off button 4, a speaker 5, and a microphone 6. The phone 1 according to the preferred embodiment is adapted for communication via a cellular network, but could have been designed for a cordless network as well. The keypad 2 has a first group 7 of keys as alphanumeric keys, by means of which the user can enter a telephone number, write a text message (SMS), write a name (associated with the phone number), etc. Each of the twelve alphanumeric keys 7 is provided with a figure "0-9" or a sign "#" or "\*", respectively. In alpha mode each key is associated with a number of letters and special signs used in text editing.

The keypad 2 additionally comprises two soft keys 8, two call handling keys 9, and a navigation key 10.

The two soft keys 8 have a functionality corresponding to what is known from the phones Nokia 2110™, Nokia 8110™ and Nokia 3810™. The functionality of the soft key depends on the state of the phone and the navigation in the menu by using a navigation key. The present functionality of the soft keys 8 is shown in separate fields in the display 3 just above the keys 8.

The two call handling keys 9 according to the preferred embodiment are used for establishing a call or a conference call, terminating a call or rejecting an incoming call.

The navigation key 10 is an up/down key and is placed centrally on the front surface of the phone between the display 3 and the group of alphanumeric keys 7. Hereby the user will be able to control this key with his thumb. This is the best site to place an input key requiring precise motor movements. Many



experienced phone users are used to one-hand handling. They place the phone in the hand between the finger tips and the palm of the hand. Hereby the thumb is free for inputting information.

5 Fig. 2 schematically shows the most important parts of a preferred embodiment of the phone, said parts being essential to the understanding of the invention. The preferred embodiment of the phone of the invention is adapted for use in connection with the GSM network, but, of course, the invention may also be applied in connection with other phone networks, such  
10 as cellular networks and various forms of cordless phone systems or in dual band phones accessing sets of these systems/networks. The microphone 6 records the user's speech, and the analog signals formed thereby are A/D converted in an A/D converter (not shown) before the speech is encoded in an audio part 14. The encoded speech signal is transferred to the controller  
15 18, which i.a. supports the GSM terminal software. The controller 18 also forms the interface to the peripheral units of the apparatus, including a RAM memory 17a and a Flash ROM memory 17b, a SIM card 16, the display 3 and the keypad 2 (as well as data, power supply, etc.). The controller 18 communicates with the transmitter/receiver circuit 19. The audio part 14  
20 speech-decodes the signal, which is transferred from the controller 18 to the earpiece 5 via an D/A converter (not shown).

The controller 18 is connected to the user interface. Thus, it is the controller 18 which monitors the activity in the phone and controls the display 3 in  
25 response thereto.

Therefore, it is the controller 18 which detects the occurrence of a state change event and changes the state of the phone and thus the display text. A state change event may be caused by the user when he activates the keypad including the navigation key 10, and this type of events is called entry events  
30

or user events. However, the network communicating with the phone may also cause a state change event. This type of event and other events beyond the user's control are called non user events. Non user events comprise status change during call set-up, change in battery voltage, change in  
5 antenna conditions, message on reception of SMS, etc.

An example of a tamper-resistant device is a smart card (SC). In the phone, it can be the Subscriber Identity Module (SIM) or an external smart card.

10 The way which a phone and a smart card interact is specified as a command-response protocol. The goal of this protocol is to provide means for a WAP handset to utilize smart cards in performing WTLS and application level security functions. The functionality presented here is based on the requirement that sensitive data, especially keys, can be stored in the card,  
15 and all operations where these key are involved can be performed in the card. Different classes of the cards are introduced in order to define how widely the functionality is implemented.

This specification is based on ISO7816 series of standards on smart cards. In  
20 particular, it uses the ISO7816-8 standard (draft) [ISO7816-8]. When this functionality is applied to GSM SIM there may be a need to extend also the related GSM specifications [GSM11.11], where applicable.

According to the invention the smart card 16 is used to enhance security of  
25 the implementation of the Security Layer and certain functions of the Application Layer. The smart card 16 can be used for several purposes for WTLS. The major purpose of the smart card 16 is to perform cryptographic operations during the handshake, especially when the handshake is used for client authentication. Furthermore the memory of the smart card 16 is used for  
30 securing a master secret, a public key and other type of confidential material

during long-living WTLS sessions. Finally the memory of the smart card 16 is used for recording the level security of the sessions. According to the invention the WTLS support in a smart card 16 can be described with reference to the following three embodiments.

5

First embodiment.

According to this embodiment, the smart card 16 is used for storage of permanent, typically certified, private keys and for performing operations using these keys. The operations includes signing operation (e.g., ECDSA or  
10 RSA) for client authentication when needed for the selected handshake scheme; key exchange operation using a fixed client key (e.g., ECDH key, in ECDH\_ECDSA handshake).

The smart card 16 is not required to perform the calculation of the master  
15 secret or operations using the master key. These calculations may advantageously be performed by the controller 18 of the phone. However, the smart card 16 may act as a persistent storage for WTLS secure session (and connection) data, including master secrets. In this case, master secrets would be calculated and used for key derivation in the volatile phone memory (the  
20 RAM 17a) but erased from there when not needed at that moment, e.g., when the user exits from secure WAP applications. Not storing session data persistently in phone 1 may improve security, e.g., in the case of a stolen phone 1. It also brings better usability in the case of changing the smart card  
16 from one phone 1 to another.

25

Additionally, for portability, the smart card 16 may store needed certificates. Storage of trusted root certificates (or public keys) has significance also from security point of view: they must not be altered - but they can be exposed without danger.

30

Note that when public key encryption based key exchange (e.g., RSA) is used according to the first embodiment of the invention, there is no advantage in doing public key encryption on the smart card 16 when the pre-master secret would anyway be returned to the phone 1, for master secret calculation in the controller 18.

When client authentication is not supported in WTLS, at the minimum, the smart card 16 only acts as a storage for session data. If client authentication is supported, the card would be able to perform a signing operation based on a private key (e.g., ECDSA or RSA) stored in the card, or key agreement calculation (e.g., ECDH) based on a fixed key stored in the card.

#### Second embodiment.

According to the second embodiment, the smart card 16 is used as a tamper resistant device for all crypto-critical functionality: storage of all persistent keys and operations using these keys. Besides the operations performed according to the first embodiment, the smart card 16 now also supports the calculation (ECDH key exchange) or generation (RSA key exchange) of the pre-master secret; calculation and storage of the master secret for each secure session; and derivation and output of key material (for MAC, encryption keys, IV, finished check), based on the master secret

The phone 1 stores MAC and message encryption keys as long as they are currently needed. These keys have a limited lifetime which may be negotiated during the WTLS handshake - in the extreme case they are used for a single message only. The phone 1 has to delete them from its RAM memory 17a when the user exits from the secure WAP applications. These keys can always be derived anew from the master secret if needed.

An attacker who obtains a message encryption key can read as many messages as is agreed in the key refresh configuration (in the extreme case, a single message). An attacker who obtains a MAC key can impersonate the compromised party during as many messages as is agreed in the configuration (in the extreme case, a single message).

#### Third embodiment.

Certain specialized smart cards 16 may act as full-blown security engines for WTLS. This requires that the smart card 16 is equipped with its own processing unit and only uses the phone 1 as an interface to the cellular network during the secure session set up or the handshake procedure. Besides the operations according to the second embodiment, the smart card 16 may store MAC and encryption keys for each secure connection; and perform MAC calculation/verification and encryption/decryption of messages.

Furthermore the smart card 16 may be responsible for the verification of certificates and the verification of digital signatures.

Note that having message encryption in the smart card 16 does not necessarily bring any additional security because in any case the data is as plain text in the phone 1. The same is true for MAC calculation: the phone 1 must be trusted to input and output data in a correct way. The only advantage here would be not having to take encryption keys out of the card 16. However, the keys have a limited lifetime which is negotiated during the WTLS handshake - in the extreme case they are used for single message only. According to the third embodiment, the smart card 16 will contain all algorithms so that they could be controlled by smart card issuers.

#### Smartcard.

The term "smartcard" covers a card-like unit having some memory means in which some secret information identifying the card holder is stored. The memory means may be a magnet strip that may be read by a magnet reader, or it may be provided as discrete memory components as a ROM, EEPROM  
5 etc. When the user inserts the smart card in a more or less public apparatus he may become authorized to perform some operations such as banking operations. Presently the user of a GSM phone is identified by a so-called Subscriber Identity Module or a SIM card 16, and the structure of this type of smart card is defined in the GSM specification "Specification of the Subscriber  
10 Identity Module - Mobile Equipment (SIM - ME) interface", GSM 11.11 version 5.5.0, published by European Telecommunications Standards Institute; ETSI. The present type of smartcards will be able to support the first embodiment explained above.

15 Gemplus has recently launched a smartcard, GemXpresso RAD, based on a 32-bit chip from Texas Instruments using ARM7 RISC core technology. This 32 bit RISC processor has a 32 kbyte of non volatile flash memory and 8 kbyte of ROM. When the mechanical interface of the Gemplus card is adapted to fulfill the GSM specification this type of smartcard will be able to support the  
20 second and the third embodiment.

#### Network.

Fig. 3 schematically shows how the secure session, i.e. a secure connection, between a data communication apparatus and a wireless communication  
25 apparatus, e.g. a cellular phone 1. Basically the WAP content and applications are specified in a set of well-known content formats based on the familiar WWW content formats. Content is transported using a set of standard communication protocols based on the WWW communication protocols. A browser in the phone 1 co-ordinates the user interface and is  
30 analogous to a standard web browser.

The wireless communication apparatus 1 is a client 1 who wants to establish a secure connection to a server 20,30,40, which is the data communication apparatus 20,20,30. The client is provided in an environment, which make it possible to reach a wide variety of different wireless platforms, e.g. world wide web (WWW). The environment provided may be referred to as Wireless Application Environment (WAE). This means that the client 1 may be supported by some kind of browser, e.g. a micro-browser, to access the different services connected to the server. In order to access these services the browser may comprise following functionalities:

- Wireless Markup Language (WML) – a lightweight markup language, similar to HTML, but optimised for use in hand-held mobile terminals;
- WMLScript – a lightweight scripting language, similar to JavaScript™;
- Wireless Telephony Application (WTA, WTAI) – telephony services and programming interfaces; and
- Content Formats – a set of well-defined data formats, including images, phone book records and calendar information.

The server 20 is using a wireless application protocol, and may comprise a gateway 30 and an origin server 40. The gateway 30 is also a server, which may identify and encrypt/decrypt information between the client 1 and the origin server 40. This means that the gateway is provided with encoders and decoders (not shown). Also, the server 20 comprises different algorithms to make the encryption/decryption. The encryption/decryption itself may be performed by well-known methods, e.g. RSA, Diffie-Hellman, etc. The origin server 40 comprises different scripts to support WAP and data to be accessed by the client. This data may be all kind of information, e.g. weather reports, news, information from stock markets, etc.

In order to access the server 20, from the client 1, the server has to be connected to a wireless communication network 50, e.g. a cellular phone network. Therefore, in accordance with the present invention, the client is provided with contact means (not shown) for receiving information from a separate unit (not shown) provided with memory means. This separate unit may be a smart card, subscriber identity module (SIM), or the like. The memory means may be a random access memory (RAM), read only memory (ROM), or the like. Further, the memory means comprises information to control the access of the server 20 through the wireless communication network 50.

To establish a secure connection, the client 1 connects to the separate unit, accessing the wireless communication network 50 connected to the server 20. Then the client 1 transmits an encrypted request 60 through the gateway 30. This encrypted request 60 comprises information of which pre-defined algorithm(s) the client 1 supports. When the gateway 30 receives this encrypted request 60, it sends 70 the encrypted request to the origin server 40. The origin server 40 chooses at least one algorithm, associated with a public key and a private key, and transmits a message 80 back to the gateway 30. The gateway encrypts the message and send it 90 to the client 1. This message 90 comprises the public key and information about which algorithm the server 20 has chosen. When the client 1 receives the encrypted message 90, comprising the public key, it will generate a master secret code, and calculates a signature based on the chosen algorithm, the public key and the master secret code. Thereafter, the client 1 will transmit an encrypted respond 65 to the gateway 30. This encrypted respond 65 comprises the calculated signature. When the gateway 30 receives the encrypted respond 80, comprising the signature, it will decrypt the respond 75 and send it to the origin server 40. The origin server will calculate the master secret code based on the chosen algorithm, the signature received, and the private key. Finally,



the origin server 40 sends a final message 85 to the client through the gateway 30. If the origin server 40 has accepted the clients 1 request 60, the server will be able to establish a secure connection between the origin server 40 and the client 1, else the connection will be terminated.

5

Setting up a secure connection.

Fig. 4 illustrates the message structure for setting up a secure connection according to the invention.

- 10 The cryptographic parameters of the secure session are produced by the WTLS Handshake Protocol, which operates on top of the WTLS Record Layer. When a WTLS client and server first start communicating, they agree on a protocol version, select cryptographic algorithms, optionally authenticate each other, and use public-key encryption techniques to generate a shared
- 15 secret.

The WTLS Handshake Protocol is described Wireless Transport Layer Security Specification dated 30. April 1998 and is a part of the Wireless Application Protocol.

20

The WTLS Handshake Protocol involves the following sequence of steps. When the a WAP session has been set between the phone 1 (the client) and the server 20 (e.g. a bank), and the client (phone 1) wants to establish a secure connection he sends a client hello message 100 as his first message.

- 25 This message includes a key exchange list that contains the cryptographic key exchange algorithms supported by the client in decreasing order of preference. In addition, each entry defines the certificate or public key the client wishes to use. The server will select one or, if no acceptable choices are presented, return a handshake\_failure alert and close the secure
- 30 connection.

In response to the client hello message 100 the server 20 will send a server hello message 101 when it was able to find an acceptable set of algorithms. If it cannot find such a match, it must respond with a handshake\_failure alert.

- 5 The server hello message 101 will identify the session and set up the parameters need for the session.

The server 20 will furthermore transmit a server certificate message 102. The server certificate message 102 will always immediately follow the server hello message 101, and the purpose of this server certificate message 102 identify the cryptation algorithm selected by the server from the key exchange list included in the client hello message 100. The server certificate message 102 will include a so-called certificate carrying a public key for the selected encryption algorithm. The server certificate message 102 includes information about issuer of the certificate, the beginning and the end of the validity period, and parameters relevant or the public key. The server controls the validity period and when the granted validity period is expired the client has to renew the secure connection. The length of the validity period will typically be in the level of a week or more. The maximum number of session will also have to be defined.

A Server Key Exchange Message 103 will be send as a third message immediately after the server certificate message 102. The server key exchange message 103 is optionally and will be sent by the server 20 only when the server certificate message102 does not contain enough data to allow the client 1 to exchange a pre-master secret. This message 103 conveys cryptographic information to allow the client to communicate the pre-master secret: either an RSA public key to encrypt a secret with, or Elliptic Curve Diffie-Hellman parameters with which the client can complete a key exchange (with the result being the pre-master secret). As additional Key

Exchange Suites are defined for WTLS which include new key exchange algorithms, the server key exchange message will be sent if and only if the certificate type associated with the key exchange algorithm does not provide enough information for the client to exchange a pre-master secret.

5

Also a forth message - a Server Certificate message 104 - is optionally. This message 104 requests a certificate from the client, if appropriate for the selected cipher suite. This message will immediately follow the Server Certificate message 102 and Server Key Exchange message 103.

10

In order to inform the client that the server has ended of the Server Hello session, it transmits a Server Hello Done message 105. After sending this message 105 the server 20 will wait for a client response. This message indicates that the server 20 has send messages to support the key exchange, and that the client 20 can proceed with its phase of the key exchange.

15

Upon receipt of the server hello done message the client should verify that the server provided a valid certificate if required and check that the server hello parameters are acceptable.

20 If the server 20 asks for an Client Certificate message 107, the client 1 has to transmit such a after receiving a Server Hello Done message 105. This message is only sent if the server 20 requests a certificate. If no suitable certificate is available, the client must send a certificate message containing no certificates. If client authentication is required by the server for the  
25 handshake to continue, it may respond with a fatal handshake\_failure alert. Client certificates are sent using the Certificate structure defined previously for server certificates.

25

Now the phone 1 or the client starts to calculate a 20 byte random number to  
30 be used as a Master Secret 106 for the secure sessions. The master secret

30

106 is used to derive key material needed for Message Authentication Code (MAC) keys and data encryption keys. MAC and data encryption provide data integrity and privacy between communicating parties. A public key based key establishment is a heavy procedure both computationally and due to intensive data transfer. That is why, there is a need to use the mutually agreed master secret 106 for a relatively long time.

The processor or the controller 18 of the phone 1 calculates the master secret. A smart card, e.g. the SIM card 16, which can be regarded as a tamper resistant device, is used for storage of the sensitive data of the secure session, and performing operations using that sensitive data, so that this data never leaves the card. In practice the secure information will be transferred from the SIM card 16 to the working RAM 17a of the processor 18 but these information will be overwritten when no session is ongoing or when the phone 1 is switched off.

According to the first embodiment of the invention the controller 18 performs the operations needed for the key establishment, e.g., Diffie-Hellman calculation or RSA encryption and complementary calculations. Then the controller 18 persistently stores the resulting secret key (master secret 106) in the SIM card 16. Then the controller 18 performs the key derivation based on the master secret 106 and additional data (e.g., seed), producing key material for MAC calculation and encryption. The key derivation function is security protocol specific. It is typically based on some secure hash function, e.g., SHA-1.

Preferably the SIM card 16 is provided as a smart card having its own processor, whereby both the operations needed for performing the key establishment and the key derivation based on the master secret may be performed inside the smart card. Then the master secret, and data used to

calculate it, would never have to leave smart card. So, the secure session associated with the master secret can be used during a long period

5 A Client Key Exchange Message 108 will immediately follow the client certificate message 107, if it is sent. Otherwise it will be the first message sent by the client 1 after it receives the Server Hello Done message 105. With this message 108, a pre-master secret is set, either through direct transmission of the RSA-encrypted secret, or by the transmission of EC Diffie-Hellman public key which will allow each side to agree upon the same pre-master secret.

10

Then the Master Secret 106 is encrypted by using the public key from the server's certificate and the agreed RSA algorithm. The result is send to the server 20 in an encrypted master secret message 109.

15 A Certificate Verify message 110 is used to provide explicit verification of a client certificate. This message is only sent by the client following a client certificate Message 107 that has signing capability (i.e., RSA certificates).

20 Both ends has to send finished messages 111 and 112 at the end of the handshake to verify that the key exchange and authentication processes were successful.

The finished messages 111 and 112 is the first messages protected with the just-negotiated algorithms, keys, and secrets. Recipients of finished messages must verify that the contents are correct. Once a side has sent its Finished message and received and validated the Finished message from its peer, it may begin to send and receive application data 113 over the secure connection. It is a critical or fatal error if a finished message is not preceded by a change cipher spec message at the appropriate point in the handshake.

30

The value `handshake_messages` includes all handshake messages starting at client hello up to, but not including, this finished message. The `handshake_messages` for the finished message sent by the client will be different from that for the finished message sent by the server, because the one which is sent second will include the prior one.

As long as a secure connection is valid application data session 113 may be initiated just by using Client Hello messages 100 and Server Hello messages 101.

10

Acronyms.

	APDU	Application Protocol Data Unit
	API	Application Programming Interface
	CA	Certification Authority
15	CBC	Cipher Block Chaining
	DF	Dedicated File
	DH	Diffie-Hellman
	EC	Elliptic Curve
	ECC	Elliptic Curve Cryptography
20	ECDH	Elliptic Curve Diffie-Hellman
	ECDSA	Elliptic Curve Digital Signature Algorithm
	EF	Elementary File
	GSM	Global System for Mobile Communication
	IV	Initialization Vector
25	MAC	Message Authentication Code
	ME	Management Entity
	OSI	Open System Interconnection
	PDU	Protocol Data Unit
	PRF	Pseudo-Random Function
30	SAP	Service Access Point

	SDU	Service Data Unit
	SHA-1	Secure Hash Algorithm
	SIM	Subscriber Identity Module
	SMS	Short Message Service
5	SSL	Secure Sockets Layer
	TLS	Transport Layer Security
	WAP	Wireless Application Protocol
	WML	Wireless Markup Language
	WMLScript	Wireless Markup LanguageScript
10	WDP	Wireless Datagram Protocol
	WSP	Wireless Session Protocol
	WTLS	Wireless Transport Layer Security
	WTP	Wireless Transaction Protocol

- 15 The list above includes the acronyms used in the present text. Detailed discussion and explanation of the acronyms may be found in the technical specifications defining the Wireless Application Protocol on the Internet homepage for WAPFORUM, <http://www.wapforum.org/>.

**CLAIMS**

1. Method for establishing a secure connection between a wireless communication apparatus and a data communication apparatus based on  
5 a wireless application protocol, wherein said wireless communication apparatus having contact means for receiving information from a separate unit provided with memory means, said memory means comprising information to control the access of the wireless communication apparatus through a wireless communication network connected to said data  
10 communication apparatus, comprising the following steps:
- connecting said wireless communication apparatus to the separate unit, accessing the wireless communication network connected to said data communication apparatus
  - the wireless communication apparatus transmits a request to the data  
15 communication apparatus to establish a connection, said request comprising information of which pre-defined algorithm(s) the wireless communication apparatus supports,
  - upon reception of said request, the data communication apparatus choose at least one algorithm, associated with a public key and a  
20 private key, and transmits a message back to the wireless communication apparatus, said message comprising the public key and information about which algorithm the data communication apparatus has chosen,
  - upon reception of the message, comprising the public key, the wireless  
25 communication apparatus generates a master secret code, and calculates a signature based on the chosen algorithm, the public key and the master secret code, and transmits a respond to the data communication apparatus, said respond comprising the calculated signature,



- upon reception of the respond comprising the signature, the data communication apparatus calculates the master secret code based on the chosen algorithm, the signature received and the private key, and establish a secure connection to the wireless communication apparatus, and
  - 5       - saving said master secret code on said memory means and in the data communication apparatus, in order to re-establish the connection at a later occasion.
- 10   2. A method according to claim 1, and comprising a step of saving said master secret under a pre-defined time.
3. A method according to claim 1 or 2, and comprising a step of re-
- 15       establishing the connection by
- transmitting a request from the wireless communication apparatus to the data communication apparatus, said request comprising the calculated signature based on the chosen algorithm, the public key and the stored secret key, and
  - upon reception of the request, the data communication apparatus
  - 20       calculates the master secret code based on the chosen algorithm, the signature received, and the private key, and, establish a secure connection to the wireless communication apparatus.
4. A method according to claim 1, 2, or 3, and comprising a step of providing
- 25       said memory means in a smart card.
5. Wireless communication apparatus for establishing a secure connection to a data communication apparatus based on a wireless application protocol, said wireless communication apparatus comprising:

24

- communication means for establishing a connection to a wireless communication network connected to said data communication apparatus,
  - contact means for receiving information from a separate unit provided with memory means, said memory means is provided with information to control the access of the data communication apparatus through the wireless communication network,
  - reading means for reading information received from the data communication apparatus and the information provided on said memory means,
  - random generating means, for generating a master secret code,
  - pre-defined algorithm(s), to generate a signature based on said master secret code and a public key received from said data communication apparatus, which is to be used when the wireless communication apparatus is going to establish a secure connection to the data communication apparatus, and
  - said reading means comprising a secure database provided with at least one master secret code and/or at least one signature related to one or more data communication apparatus, in order to re-establish a secure connection to a data communication apparatus.
6. A wireless communication apparatus according to claim 5, having its memory means exchangeable.
7. An apparatus according to claim 5 or 6, said memory means is a smart card.
8. An apparatus according to claim 5, 6, or 7, said memory means is a subscriber identity module.

30

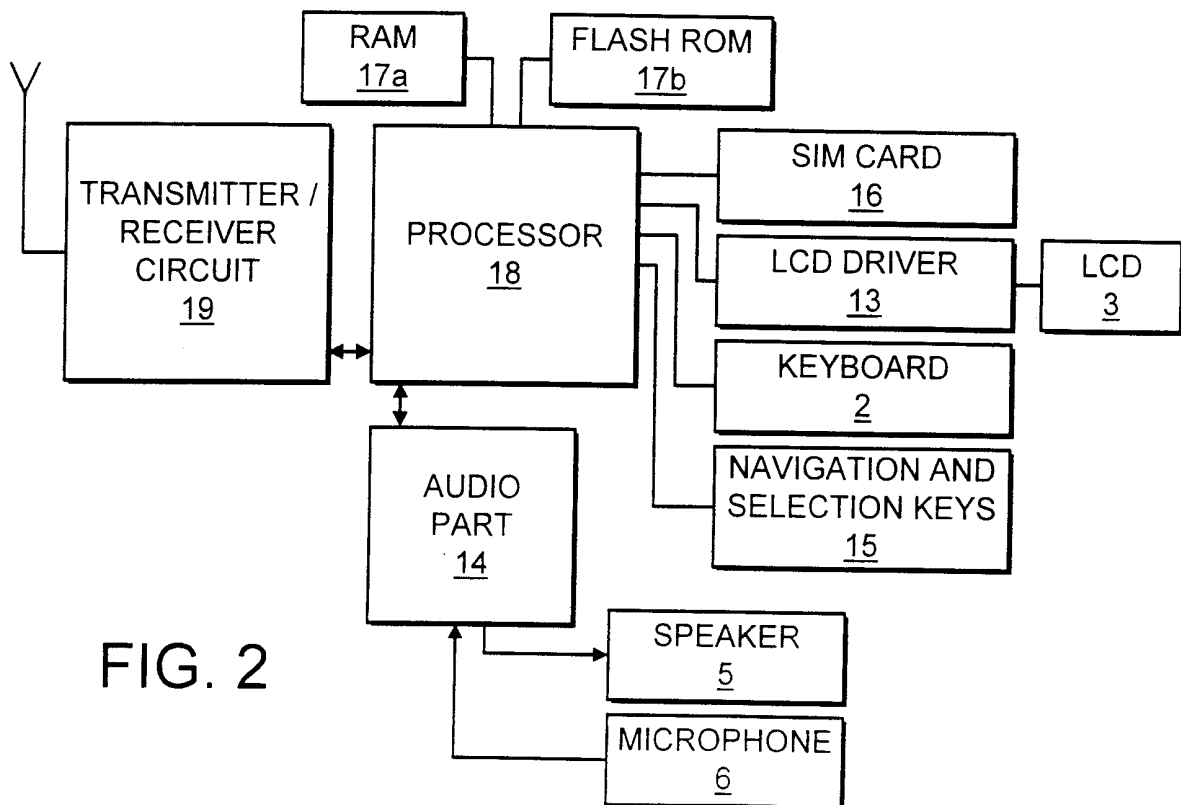
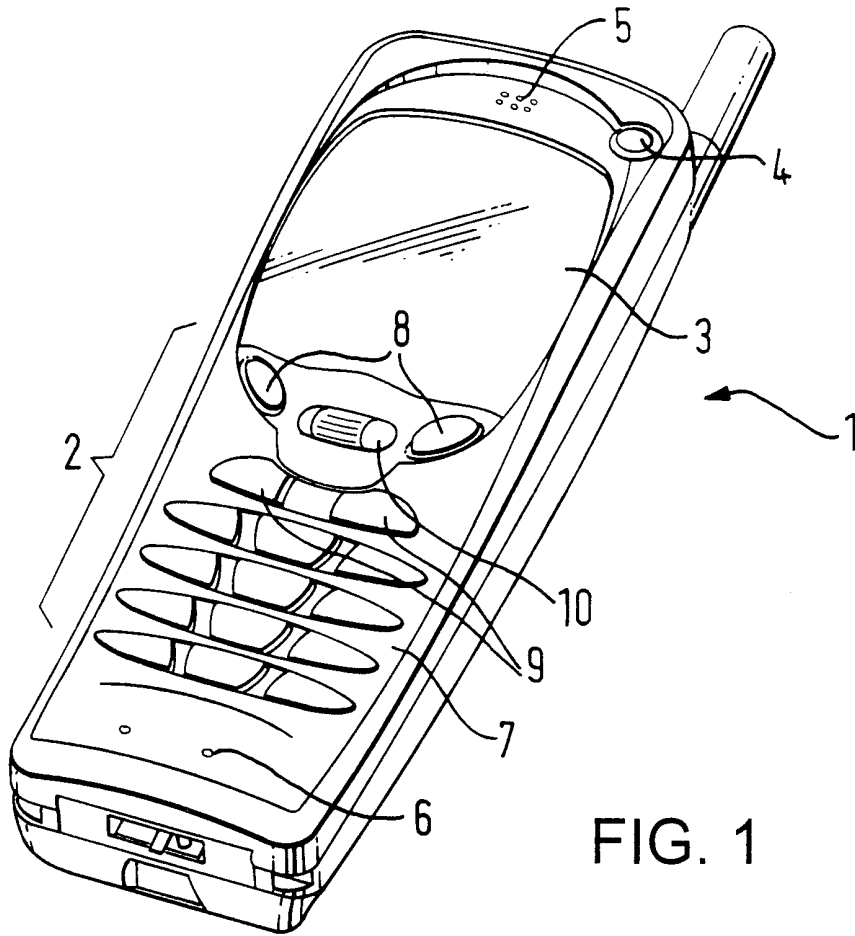
9. Memory card for establishing a secure connection between a wireless communication apparatus and a data communication apparatus based on a wireless application protocol, arranged to be connected to said wireless communication apparatus having contact means for receiving information from the memory card, and said memory card is provided with information to control the access of the data communication apparatus through a wireless communication network.
10. A memory card according to claim 9, further comprising encryption means for encrypting the master secret, which is to be used as a signature for the wireless communication apparatus when it is establishing a secure connection.
11. A memory card according to claim 9 or 10, comprising a secure database provided with at least one master secret code and/or at least one signature related to one or more data communication apparatus, in order to re-establish a secure connection to a data communication apparatus.
12. A memory card according to claim 9, 10, or 11, is provided on a smart card.
13. System for establishing a secure connection when using a wireless application protocol, comprising:
- a data communication apparatus based on the wireless application protocol,
  - a wireless communication network, connected to said data communication apparatus,
  - a wireless communication apparatus having contact means for receiving information from a separate unit provided with memory means, and

- the separate unit provided with the memory means, said memory means, comprising information to control the access of the wireless communication apparatus through the wireless communication network, wherein
- 5     - the wireless communication apparatus is arranged to transmit a request to the data communication apparatus to establish a connection, said request comprising information of which pre-defined algorithm(s) the wireless communication apparatus supports,
- upon reception of said request, the data communication apparatus is
- 10    arranged to choose at least one algorithm, associated with a public key and a private key, and to transmit a message back to the wireless communication apparatus, said message comprising the public key and information about which algorithm the data communication apparatus will choose,
- 15    - upon reception of said message, comprising the public key, the wireless communication apparatus is arranged to generate a master secret code, to calculate a signature based on the chosen algorithm, the public key and the master secret code, and to transmit a respond to the data communication apparatus, said respond comprising the
- 20    calculated signature,
- upon reception of the respond comprising the signature, the data communication apparatus is arranged to calculate the master secret code based on the chosen algorithm, the signature received, and the private key, and, thus establish a secure connection to the wireless
- 25    communication apparatus, and
- said memory means and the data communication apparatus are arranged to save said master secret code, in order to re-establish the connection at a later occasion.

27

14. A system according to claim 13, said master secret is arranged to be saved under a pre-defined time.

5 15. A system according to claim 13, or 14, said memory means is a smart card.



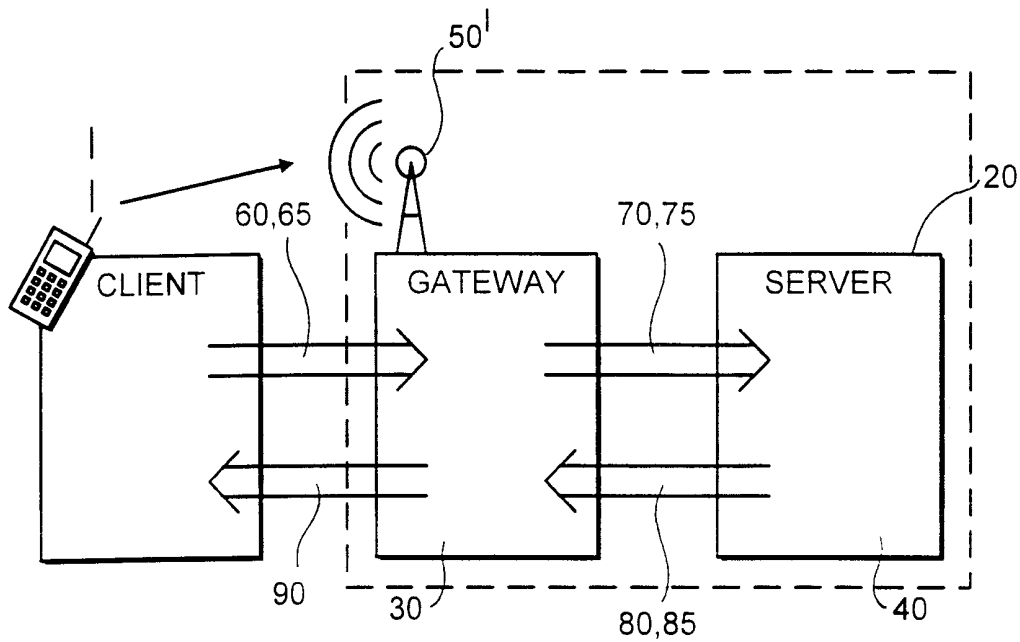


FIG. 3

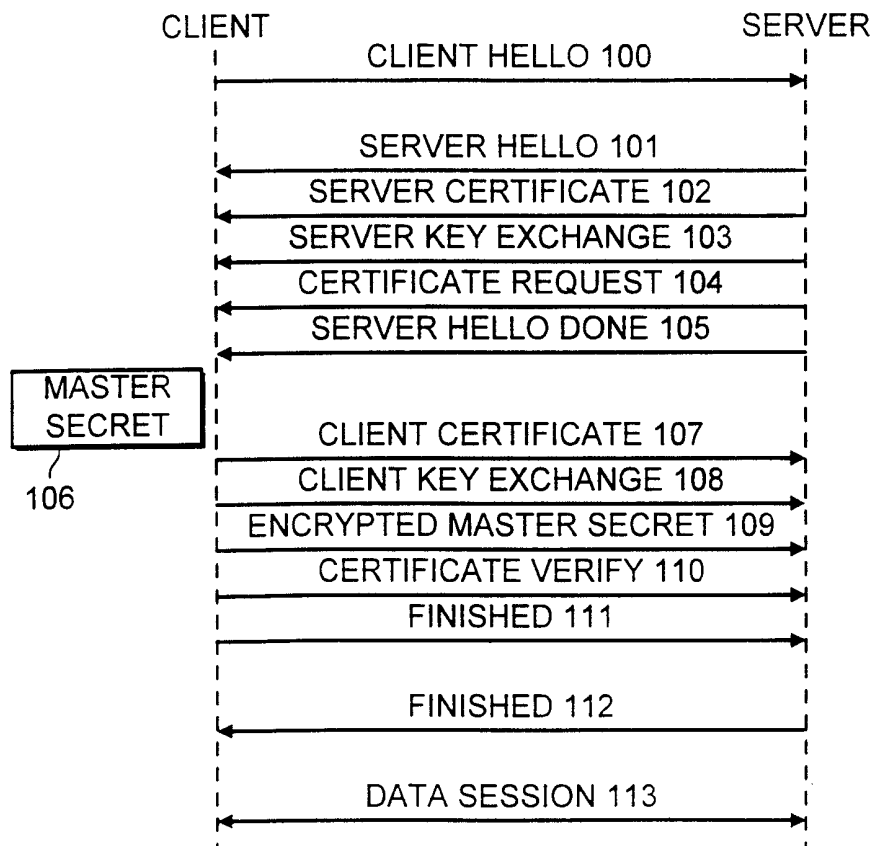


FIG. 4

# INTERNATIONAL SEARCH REPORT

International Application No

PCT/EP 99/04720

**A. CLASSIFICATION OF SUBJECT MATTER**  
 IPC 7 H04L29/06 H04L12/22

According to International Patent Classification (IPC) or to both national classification and IPC

**B. FIELDS SEARCHED**

Minimum documentation searched (classification system followed by classification symbols)

IPC 7 H04L

Documentation searched other than minimum documentation to the extent that such documents are included in the fields searched

Electronic data base consulted during the international search (name of data base and, where practical, search terms used)

**C. DOCUMENTS CONSIDERED TO BE RELEVANT**

Category *	Citation of document, with indication, where appropriate, of the relevant passages	Relevant to claim No.
A	DE 195 42 732 A (SCHEINERT STEFAN) 22 May 1997 (1997-05-22) abstract column 1, line 21 -column 3, line 1 column 3, line 45-57	1-15
A	EP 0 538 216 A (TELEVERKET) 21 April 1993 (1993-04-21) cited in the application abstract column 1, line 29-40 column 2, line 5-30 column 3, line 28-52 column 5, line 8-27	1-15
	-/-	

Further documents are listed in the continuation of box C.

Patent family members are listed in annex.

\* Special categories of cited documents:

- "A" document defining the general state of the art which is not considered to be of particular relevance
- "E" earlier document but published on or after the international filing date
- "L" document which may throw doubts on priority claim(s) or which is cited to establish the publication date of another citation or other special reason (as specified)
- "O" document referring to an oral disclosure, use, exhibition or other means
- "P" document published prior to the international filing date but later than the priority date claimed

- "T" later document published after the international filing date or priority date and not in conflict with the application but cited to understand the principle or theory underlying the invention
- "X" document of particular relevance; the claimed invention cannot be considered novel or cannot be considered to involve an inventive step when the document is taken alone
- "Y" document of particular relevance; the claimed invention cannot be considered to involve an inventive step when the document is combined with one or more other such documents, such combination being obvious to a person skilled in the art.
- "&" document member of the same patent family

Date of the actual completion of the international search

19 November 1999

Date of mailing of the international search report

03/12/1999

Name and mailing address of the ISA

European Patent Office, P.B. 5818 Patentlaan 2  
 NL - 2280 HV Rijswijk  
 Tel. (+31-70) 340-2040, Tx. 31 651 epo nl,  
 Fax: (+31-70) 340-3016

Authorized officer

Lázaro López, M.L.



## INTERNATIONAL SEARCH REPORT

International Application No

PCT/EP 99/04720

## C. (Continuation) DOCUMENTS CONSIDERED TO BE RELEVANT

Category *	Citation of document, with indication, where appropriate, of the relevant passages	Relevant to claim No.
A	<p>SIEMENS: "Banking by Mobile Phone" TELCOMREPORT, 30 June 1998 (1998-06-30), XP002123311 Available from Internet &lt;<a href="http://www.siemens.de/telcom/articles/e0198/198habak.html">http://www.siemens.de/telcom/articles/e0198/198habak.html</a>&gt; 30 June 1998 the whole document</p>	1-15

# INTERNATIONAL SEARCH REPORT

Information on patent family members

International Application No

PCT/EP 99/04720

Patent document cited in search report	Publication date	Patent family member(s)	Publication date
DE 19542732 A	22-05-1997	NONE	
EP 0538216 A	21-04-1993	SE 470001 B	18-10-1993
		DE 69218335 D	24-04-1997
		DE 69218335 T	09-10-1997
		ES 2099243 T	16-05-1997
		JP 6125342 A	06-05-1994
		SE 9102641 A	13-03-1993
		US 5307411 A	26-04-1994