



(51) International Patent Classification:

C07D 213/74 (2006.01) **A61K 31/4427** (2006.01)
C07D 401/12 (2006.01) **A61K 31/444** (2006.01)
C07D 405/12 (2006.01) **A61K 31/4965** (2006.01)
C07D 409/12 (2006.01) **A61K 31/513** (2006.01)
C07D 413/12 (2006.01) **A61K 31/4436** (2006.01)
A61K 31/4418 (2006.01) **A61K 31/506** (2006.01)
A61K 31/4439 (2006.01) **A61P 3/00** (2006.01)
A61K 31/443 (2006.01) **A61P 3/04** (2006.01)
A61K 31/4433 (2006.01) **A61P 3/10** (2006.01)

(21) International Application Number:

PCT/EP2016/068291

(22) International Filing Date:

1 August 2016 (01.08.2016)

(25) Filing Language:

English

(26) Publication Language:

English

(30) Priority Data:

15180175.0 7 August 2015 (07.08.2015) EP
 15199739.2 14 December 2015 (14.12.2015) EP

(71) Applicant: **BOEHRINGER INGELHEIM INTERNATIONAL GMBH** [DE/DE]; Binger Strasse 173, 55216 Ingelheim Am Rhein (DE).

(72) Inventors: **ECKHARDT, Matthias**; Boehringer Ingelheim GmbH, Corporate Patents, Binger Strasse 173, 55216 Ingelheim Am Rhein (DE). **PETERS, Stefan**; Boehringer Ingelheim GmbH, Corporate Patents, Binger Strasse 173, 55216 Ingelheim Am Rhein (DE). **WAGNER, Holger**; Boehringer Ingelheim GmbH, Corporate Patents, Binger Strasse 173, 55216 Ingelheim Am Rhein (DE).

(74) Agents: **SIMON, Elke** et al.; Binger Strasse 173, 55216 Ingelheim Am Rhein (DE).

(81) Designated States (unless otherwise indicated, for every kind of national protection available): AE, AG, AL, AM, AO, AT, AU, AZ, BA, BB, BG, BH, BN, BR, BW, BY, BZ, CA, CH, CL, CN, CO, CR, CU, CZ, DE, DK, DM, DO, DZ, EC, EE, EG, ES, FI, GB, GD, GE, GH, GM, GT, HN, HR, HU, ID, IL, IN, IR, IS, JP, KE, KG, KN, KP, KR, KZ, LA, LC, LK, LR, LS, LU, LY, MA, MD, ME, MG, MK, MN, MW, MX, MY, MZ, NA, NG, NI, NO, NZ, OM, PA, PE, PG, PH, PL, PT, QA, RA, RS, RU, RW, SA, SC, SD, SE, SG, SK, SL, SM, ST, SV, SY, TH, TJ, TM, TN, TR, TT, TZ, UA, UG, US, UZ, VC, VN, ZA, ZM, ZW.

(84) Designated States (unless otherwise indicated, for every kind of regional protection available): ARIPO (BW, GH, GM, KE, LR, LS, MW, MZ, NA, RW, SD, SL, ST, SZ, TZ, UG, ZM, ZW), Eurasian (AM, AZ, BY, KG, KZ, RU, TJ, TM), European (AL, AT, BE, BG, CH, CY, CZ, DE, DK, EE, ES, FI, FR, GB, GR, HR, HU, IE, IS, IT, LT, LU, LV, MC, MK, MT, NL, NO, PL, PT, RO, RS, SE, SI, SK, SM, TR), OAPI (BF, BJ, CF, CG, CI, CM, GA, GN, GQ, GW, KM, ML, MR, NE, SN, TD, TG).

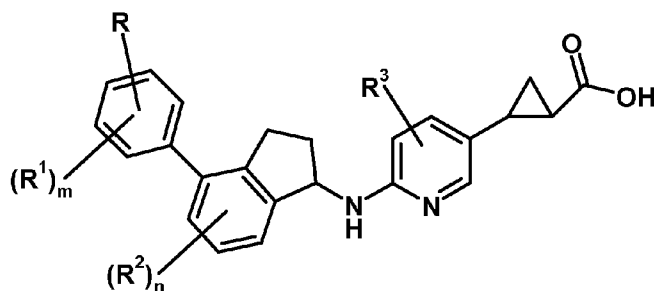
Declarations under Rule 4.17:

— as to applicant's entitlement to apply for and be granted a patent (Rule 4.17(ii))

Published:

— with international search report (Art. 21(3))

(54) Title: INDANYLAMINOPYRIDYLCYCLOPROPANECARBOXYLIC ACIDS, PHARMACEUTICAL COMPOSITIONS AND USES THEREOF



(57) Abstract: The present invention relates to compounds of general formula I, wherein the groups R, R¹, R², R³, m and n are defined as in claim 1, which have valuable pharmacological properties, in particular bind to the GPR40 receptor and modulate its activity. The compounds are suitable for treatment and prevention of diseases which can be influenced by this receptor, such as metabolic diseases, in particular diabetes type 2. Furthermore, the invention relates to novel intermediates, useful for the synthesis of compounds of formula I.



Indanylaminopyridylcyclopropanecarboxylic acids, pharmaceutical compositions and uses thereof

Field of the invention

5 The present invention relates to novel indanylaminopyridylcyclopropanecarboxylic acids, that are agonists of the G-protein coupled receptor 40 (GPR40, also known as free fatty acid receptor FFAR 1), to processes for their preparation, to pharmaceutical compositions containing these compounds and to their medical use for the prophylaxis and/or treatment of diseases which can be influenced by the modulation
10 of the function of GPR40. Particularly, the pharmaceutical compositions of the invention are suitable for the prophylaxis and/or therapy of metabolic diseases, such as diabetes, more specifically type 2 diabetes mellitus, and conditions associated with the disease, including insulin resistance, obesity, cardiovascular disease and dyslipidemia.

15

Background of the Invention

Metabolic diseases are diseases caused by an abnormal metabolic process and may either be congenital due to an inherited enzyme abnormality or acquired due to a disease of an endocrine organ or failure of a metabolically important organ such as
20 the liver or the pancreas.

Diabetes mellitus is a disease state or process derived from multiple causative factors and is defined as a chronic hyperglycemia associated with resulting damages to organs and dysfunctions of metabolic processes. Depending on its etiology, one
25 differentiates between several forms of diabetes, which are either due to an absolute (lacking or decreased insulin secretion) or to a relative lack of insulin. Diabetes mellitus Type I (IDDM, insulin-dependent diabetes mellitus) generally occurs in adolescents under 20 years of age. It is assumed to be of auto-immune etiology, leading to an insulinitis with the subsequent destruction of the beta cells of the islets of
30 Langerhans which are responsible for the insulin synthesis. In addition, in latent autoimmune diabetes in adults (LADA; Diabetes Care. 8: 1460-1467, 2001) beta cells are being destroyed due to autoimmune attack. The amount of insulin produced by the remaining pancreatic islet cells is too low, resulting in elevated blood glucose levels (hyperglycemia). Diabetes mellitus Type II generally occurs at an older age. It

is above all associated with a resistance to insulin in the liver and the skeletal muscles, but also with a defect of the islets of Langerhans. High blood glucose levels (and also high blood lipid levels) in turn lead to an impairment of beta cell function and to an increase in beta cell apoptosis.

5

Persistent or inadequately controlled hyperglycemia is associated with a wide range of pathologies. Diabetes is a very disabling disease, because today's common anti-diabetic drugs do not control blood sugar levels well enough to completely prevent the occurrence of high and low blood sugar levels. Out of range blood sugar levels are toxic and cause long-term complications for example retinopathy, renopathy, neuropathy and peripheral vascular disease. There is also a host of related conditions, such as obesity, hypertension, stroke, heart disease and hyperlipidemia, for which persons with diabetes are substantially at risk.

10

15

Obesity is associated with an increased risk of follow-up diseases such as cardiovascular diseases, hypertension, diabetes, hyperlipidemia and an increased mortality. Diabetes (insulin resistance) and obesity are part of the "metabolic syndrome" which is defined as the linkage between several diseases (also referred to as syndrome X, insulin-resistance syndrome, or deadly quartet). These often occur in the same patients and are major risk factors for development of diabetes type II and cardiovascular disease. It has been suggested that the control of lipid levels and glucose levels is required to treat diabetes type II, heart disease, and other occurrences of metabolic syndrome (see e.g., Diabetes 48: 1836-1841, 1999; JAMA 288: 2209-2716, 2002).

20

25

The free fatty acid receptor GPR40 (also referred to as either FFAR, FFAR1, or FFA1) is a cell-surface receptor and a member of the gene superfamily of G-protein coupled receptors, which was first identified as a so-called orphan receptor, i.e. a receptor without a known ligand, based on the predicted presence of seven putative transmembrane regions in the corresponding protein (Sawzdargo et al. (1997) Biochem. Biophys. Res. Commun. 239: 543-547). GPR40 is found to be highly expressed in several particular cell types: the pancreatic β cells and insulin-secreting cell lines, as well as in enteroendocrine cells, taste cells, and is reported to be expressed in immune cells, splenocytes, and in the human and monkey brain.

30

Meanwhile, fatty acids of varying chain lengths are thought to represent the endogenous ligands for GPR40, activation of which is linked primarily to the modulation of the Gq family of intra-cellular signaling G proteins and concomitant induction of elevated calcium levels, although activation of Gs- and Gi-proteins to
5 modulate intracellular levels of cAMP have also been reported. GPR40 is activated especially by long-chain FFA, particularly oleate, as well as the PPAR-gamma agonist rosiglitazone.

It has been recognized that the fatty acids that serve as activators for GPR40
10 augment the elevated plasma glucose-induced secretion of insulin through GPR40 receptors that are expressed in the insulin secreting cells (Itoh et al. (2003) Nature 422: 173-176; Briscoe et al. (2003) J. Biol. Chem. 278: 11303-11311; Kotarsky et al. (2003) Biochem. Biophys. Res. Commun. 301: 406-410). Despite initial controversy, the use of GPR40 agonist appears to be the appropriate for increasing insulin
15 release for the treatment of diabetes (see e.g. Diabetes 2008, 57, 2211; J. Med. Chem. 2007, 50, 2807). Typically, long term diabetes therapy leads to the gradual diminution of islet activity, so that after extended periods of treatment Type 2 diabetic patients need treatment with daily insulin injections instead. GPR40 agonists may have the potential to restore or preserve islet function, therefore, GPR40 agonists
20 may be beneficial also in that that they may delay or prevent the diminution and loss of islet function in a Type 2 diabetic patient.

It is well established that the incretins GLP-1 (glucagon-like peptide- 1) and GIP (glucose-dependent insulintropic peptide; also known as gastric inhibitory peptide)
25 stimulate insulin secretion and are rapidly inactivated in vivo by DPP-4. These peptidyl hormones are secreted by endocrine cells that are located in the epithelium of the small intestine. When these endocrine cells sense an increase in the concentration of glucose in the lumen of the digestive tract, they act as the trigger for incretin release. Incretins are carried through the circulation to beta cells in the
30 pancreas and cause the beta cells to secrete more insulin in anticipation of an increase of blood glucose resulting from the digesting meal. Further studies indicating that the GPR40 modulatory role on the release of incretins from the enteroendocrine cells, including CCK, GLP-1, GIP, PYY, and possibly others, suggest that GPR40 modulators may contribute to enhanced insulin release from the

pancreatic beta cells also indirectly by e.g. a synergistic effect of GLP-1 and possibly GIP on the insulin release, and the other release incretins may also contribute to an overall beneficial contribution of GPR40 modulation on metabolic diseases. The indirect contributions of GPR40 modulation on insulin release through the elevation of plasma levels of incretins may be further augmented by the coadministration of inhibitors of the enzymes responsible for the incretin degradation, such as inhibitors of DPP-4.

Insulin imbalances lead to conditions such as type II diabetes mellitus, a serious metabolic disease. The modulation of the function of GPR40 in modulating insulin secretion indicates the therapeutic agents capable of modulating GPR40 function could be useful for the treatment of disorders such as diabetes and conditions associated with the disease, including insulin resistance, obesity, cardiovascular disease and dyslipidemia.

Object of the present invention

The object of the present invention is to provide new compounds, hereinafter described as compounds of formula I, in particular new indanylamino pyridyl-cyclopropanecarboxylic acids, which are active with regard to the G-protein-coupled receptor GPR40, notably are agonists of the G-protein-coupled receptor GPR40.

A further object of the present invention is to provide new compounds, in particular new indanylamino pyridylcyclopropanecarboxylic acids, which have an activating effect on the G-protein-coupled receptor GPR40 *in vitro* and/or *in vivo* and possess suitable pharmacological and pharmacokinetic properties to use them as medicaments.

A further object of the present invention is to provide effective GPR40 agonists, in particular for the treatment of metabolic disorders, for example diabetes, dyslipidemia and/or obesity.

A further object of the present invention is to provide methods for treating a disease or condition mediated by the activation the G-protein-coupled receptor GPR40 in a patient.

A further object of the present invention is to provide a pharmaceutical composition comprising at least one compound according to the invention.

- 5 A further object of the present invention is to provide a combination of at least one compound according to the invention with one or more additional therapeutic agents.

Further objects of the present invention become apparent to the one skilled in the art by the description hereinbefore and in the following and by the examples.

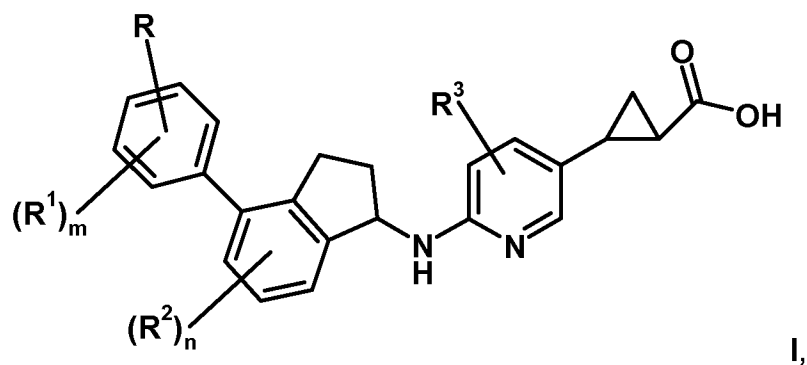
10

GPR40 modulators are known in the art, for example, the compounds disclosed in WO 2004/041266 (EP 1 559 422), WO 2007/033002, WO 2009/157418, and WO 2013/178575. The indanylamino pyridyl cyclopropanecarboxylic acids of the present invention provides one or more of the following advantages: enhanced potency, high
15 metabolic and/or chemical stability, high selectivity and tolerability, enhanced solubility, and the possibility to form stable salts.

Summary of the Invention

In a first aspect, the invention relates to a compound of formula

20



wherein

- 25 R is selected from the group R-G1 consisting of
H, F, Cl, Br, I, C₁₋₆-alkyl, C₂₋₆-alkenyl, C₂₋₆-alkynyl, C₃₋₆-cycloalkyl, NC-, HNR^N-
C(=O)-, C₁₋₄-alkyl-NR^N-C(=O)-, C₃₋₆-cycloalkyl-NR^N-C(=O)-, heterocyclyl-NR^N-
C(=O)-, heteroaryl-NR^N-C(=O)-, HOOC-, C₁₋₄-alkyl-O-C(=O)-, O₂N-, HR^NN-, C₁₋₄-

alkyl- R^N N-, C_{1-4} -alkyl-C(=O)NR^N-, C_{3-6} -cycloalkyl-C(=O)NR^N-, heterocyclyl-C(=O)-NR^N-, heteroaryl-C(=O)NR^N-, C_{1-4} -alkyl-S(=O)₂NR^N-, C_{3-6} -cycloalkyl-S(=O)₂NR^N-, heterocyclyl-S(=O)₂NR^N-, heteroaryl-S(=O)₂NR^N-, HO-, C_{1-6} -alkyl-O-, HOOC- C_{1-3} -alkyl-O-, heterocyclyl- C_{1-3} -alkyl-O-, phenyl- C_{1-3} -alkyl-O-, C_{3-6} -cycloalkyl-O-,
 5 heterocyclyl-O-, heteroaryl-O-, C_{1-4} -alkyl-S-, C_{3-6} -cycloalkyl-S-, heterocyclyl-S-, C_{1-4} -alkyl-S(=O)-, C_{3-6} -cycloalkyl-S(=O)-, heterocyclyl-S(=O)-, C_{1-4} -alkyl-S(=O)₂-, C_{3-6} -cycloalkyl-S(=O)₂-, heterocyclyl-S(=O)₂-, phenyl-S(=O)₂-, heteroaryl-S(=O)₂-, HNR^N-S(=O)₂-, C_{1-4} -alkyl-NR^N-S(=O)₂-, heterocyclyl, phenyl, and heteroaryl,

wherein each alkyl, cycloalkyl, and heterocyclyl group or sub-group within the
 10 groups forming R is optionally substituted with 1 or more F atoms and optionally substituted with 1 to 3 groups independently selected from Cl, C_{1-3} -alkyl, NC-, (R^N)₂N-, HO-, C_{1-3} -alkyl-O-, and C_{1-3} -alkyl-S(=O)₂-; and

wherein each phenyl and heteroaryl group or sub-group within the groups forming R is optionally substituted with 1 to 5 substituents independently
 15 selected from F, Cl, C_{1-3} -alkyl, HF₂C-, F₃C-, NC-, (R^N)₂N-, HO-, C_{1-3} -alkyl-O-, F₃C-O-, and C_{1-3} -alkyl-S(=O)₂-;

wherein each heterocyclyl group or sub-group within the groups forming R is selected from

a cyclobutyl group wherein 1 CH₂ group is replaced by -NR^N- or -O-;

20 a C_{5-6} -cycloalkyl group wherein 1 CH₂ group is replaced by -C(=O)-, -NR^N-, -O- or -S(=O)₂- and/or 1 CH group is replaced by N;

a C_{5-6} -cycloalkyl group wherein 1 CH₂ group is replaced by -NR^N- or -O-, a second CH₂ group is replaced by -NR^N-, -C(=O)- or -S(=O)₂- and/or 1 CH group is replaced by N; and

25 a C_{5-6} -cycloalkyl group wherein 2 CH₂ groups are replaced by -NR^N- or 1 CH₂ group by -NR^N- and the other by -O- and a third CH₂ group is replaced by -C(=O)- or -S(=O)₂- and/or 1 CH group is replaced by N;

wherein each heteroaryl group or sub-group within the groups forming R is selected from

30 tetrazolyl and a 5- or 6-membered heteroaromatic ring which contains 1, 2, or 3 heteroatoms independently of each other selected from =N-, -NR^N-, -O-, and -S-, wherein in heteroaromatic groups containing a -HC=N- unit this group is optionally replaced by -NR^N-C(=O)-;

wherein in heteroaryl and heterocyclyl rings with one or more NH groups, each of said NH groups is replaced by NR^N ;

R^1 is selected from the group $\text{R}^1\text{-G1}$ consisting of H, F, Cl, C_{1-4} -alkyl, C_{3-6} -cycloalkyl-, HO- C_{1-4} -alkyl, C_{1-4} -alkyl-O- C_{1-4} -alkyl, NC-, HO-, C_{1-4} -alkyl-O-, C_{3-6} -cycloalkyl-O-, C_{1-4} -alkyl-S-, C_{1-4} -alkyl-S(O)-, and C_{1-4} -alkyl-S(O)₂-,

wherein any alkyl and cycloalkyl group or sub-group within the groups forming R^1 is optionally substituted with 1 or more F atoms, and wherein multiple R^1 may be identical or different if m is 2, 3 or 4;

m is an integer selected from 1, 2, 3, and 4;

R^2 is selected from the group $\text{R}^2\text{-G1}$ consisting of H, F, Cl, C_{1-4} -alkyl, NC-, and C_{1-4} -alkyloxy,

wherein any alkyl group or sub-group within the groups forming R^2 is optionally substituted with 1 or more F atoms, and wherein multiple R^2 may be identical or different if n is 2 or 3;

R^3 is selected from the group $\text{R}^3\text{-G1}$ consisting of H, F, Cl, C_{1-4} -alkyl, NC-, and C_{1-4} -alkyl-O-,

wherein each alkyl group or sub-group within the groups forming R^3 is optionally substituted with 1 or more F atoms;

n is an integer selected from 1, 2, and 3;

R^N is independently of each other selected from the group $\text{R}^N\text{-G1}$ consisting of H, C_{1-4} -alkyl, HO- C_{1-4} -alkyl-(H_2C)-, C_{1-3} -alkyl-O- C_{1-4} -alkyl-, C_{1-4} -alkyl-C(=O)-, C_{1-4} -alkyl-NH-C(=O)-, C_{1-4} -alkyl-N(C_{1-4} -alkyl)-C(=O)-, C_{1-4} -alkyl-O-C(=O)-, and C_{1-4} -alkyl-S(=O)₂-,

wherein each alkyl group or sub-group within the groups forming R^N is optionally substituted with 1 or more F atoms;

wherein in any definition mentioned hereinbefore and if not specified otherwise, any alkyl group or sub-group may be straight-chained or branched,

the isoforms, tautomers, stereoisomers, metabolites, prodrugs, solvates, hydrates,
5 and the salts thereof, particularly the physiologically acceptable salts thereof with inorganic or organic acids or bases, or the combinations thereof.

The extension -G_n used within the definitions is meant to identify genus n of the respective substituent. For example, R-G₁ defines genus 1 of the substituent R.

10

The expression "optionally substituted with 1 or more F atoms" means that none or one up to successively all H atoms bound to carbon atoms of the respective group or submoiety may be replaced by F atoms, preferably 1 to 5 H atoms or, more preferred, 1 to 3 H atoms may be replaced by F atoms.

15

In a further aspect this invention relates to a pharmaceutical composition, comprising one or more compounds of general formula I or one or more pharmaceutically acceptable salts thereof according to the invention, optionally together with one or more inert carriers and/or diluents.

20

In a further aspect this invention relates to a method for treating diseases or conditions which are mediated by activating the G-protein-coupled receptor GPR40 in a patient in need thereof characterized in that a compound of general formula I or a pharmaceutically acceptable salt thereof is administered to the patient.

25

According to another aspect of the invention, there is provided a method for treating a metabolic disease or disorder, such as diabetes, dyslipidemia and/or obesity, in a patient in need thereof characterized in that a therapeutically effective amount of a compound of general formula I or a pharmaceutically acceptable salt thereof is
30 administered to the patient.

According to another aspect of the invention, there is provided the use of a compound of the general formula I or a pharmaceutically acceptable salt thereof for

the manufacture of a medicament for a therapeutic method as described hereinbefore and hereinafter.

According to another aspect of the invention, there is provided a compound of the
5 general formula I or a pharmaceutically acceptable salt thereof for use in a therapeutic method as described hereinbefore and hereinafter.

In a further aspect this invention relates to a method for treating a disease or condition mediated by the activation of the G-protein-coupled receptor GPR40 in a
10 patient that includes the step of administering to the patient in need of such treatment a therapeutically effective amount of a compound of the general formula I or a pharmaceutically acceptable salt thereof in combination with a therapeutically effective amount of one or more additional therapeutic agents.

15 In a further aspect this invention relates to the use of a compound of the general formula I or a pharmaceutically acceptable salt thereof in combination with one or more additional therapeutic agents for the treatment of diseases or conditions which are mediated by the activation of the G-protein-coupled receptor GPR40.

20 In a further aspect this invention relates to a pharmaceutical composition which comprises a compound according to general formula I or a pharmaceutically acceptable salt thereof and one or more additional therapeutic agents, optionally together with one or more inert carriers and/or diluents.

25 Other aspects of the invention become apparent to the one skilled in the art from the specification and the experimental part as described hereinbefore and hereinafter.

Detailed Description

Unless otherwise stated, the groups, residues, and substituents, particularly R, R¹,
30 R², R³, m and n are defined as above and hereinafter. If residues, substituents, or groups occur several times in a compound, they may have the same or different meanings. Some preferred meanings of individual groups and substituents of the compounds according to the invention will be given hereinafter. Any and each of these definitions may be combined with each other.

R:**R-G1:**

The group R is preferably selected from the group R-G1 as defined hereinbefore.

5

R-G2:

In another embodiment the group R is selected from the group R-G2 consisting of

H, F, Cl, C₁₋₆-alkyl, C₃₋₆-cycloalkyl, NC-, HNR^N-C(=O)-, C₁₋₄-alkyl-NR^N-C(=O)-, C₃₋₆-cycloalkyl-NR^N-C(=O)-, heterocyclyl-NR^N-C(=O)-, HOOC-, HR^NN-, C₁₋₄-alkyl-R^NN-, C₁₋₄-alkyl-C(=O)NR^N-, C₃₋₆-cycloalkyl-C(=O)NR^N-, heterocyclyl-C(=O)NR^N-, C₁₋₄-alkyl-S(=O)₂NR^N-, HO-, C₁₋₆-alkyl-O-, HOOC-(C₁₋₂-alkyl)-O-, heterocyclyl-C₁₋₂-alkyl-O-, phenyl-C₁₋₂-alkyl-O-, C₃₋₆-cycloalkyl-O-, heterocyclyl-O-, heteroaryl-O-, C₁₋₄-alkyl-S(=O)₂-, C₃₋₆-cycloalkyl-S(=O)₂-, heterocyclyl-S(=O)₂-, HNR^N-S(=O)₂-, C₁₋₄-alkyl-NR^N-S(=O)₂-, heterocyclyl, and heteroaryl,

wherein each alkyl, cycloalkyl, and heterocyclyl group or sub-group within the groups forming R is optionally substituted with 1 or more F atoms and optionally substituted with 1 to 2 groups independently selected from Cl, H₃C-, NC-, R^NHN-, HO-, H₃C-O-, and H₃C-S(=O)₂-;

wherein each heteroaryl group or sub-group within the groups forming R is optionally substituted with 1 to 3 substituents independently selected from F, Cl, H₃C-, F₃C-, NC-, (R^N)₂N-, HO-, H₃C-O-, F₃C-O-, and H₃C-S(=O)₂-;

wherein each heterocyclyl group or sub-group within the groups forming R is selected from

a cyclobutyl group wherein 1 CH₂ group is replaced by -NR^N- or -O-;
 a C₅₋₆-cycloalkyl group wherein 1 CH₂ group is replaced by -C(=O)-, -NR^N-, -O- or -S(=O)₂- and/or 1 CH group is replaced by N;
 a C₅₋₆-cycloalkyl group wherein 1 CH₂ group is replaced by -NR^N- or -O-, a second CH₂ group is replaced by -NR^N-, -C(=O)- or -S(=O)₂- and/or 1 CH group is replaced by N;

wherein each heteroaryl group or sub-group within the groups forming R is selected from

tetrazolyl, a 5-membered heteroaromatic ring which contains 1, 2 or 3 heteroatoms independently of each other selected from =N-, -NH-, O and S,

and a 6-membered heteroaromatic ring which contains 1 or 2 =N- atoms, wherein a -HC=N- unit is optionally replaced by -NH-C(=O)-;

and wherein in each of the above heteroaryl and heterocyclyl group or sub-group containing one or more NH, said group(s) is replaced by NR^N.

5

R-G3:

In another embodiment the group R is selected from the group R-G3 consisting of F, Cl, C₁₋₄-alkyl, NC-, H₂N-C(=O)-, C₁₋₃-alkyl-NR^N-C(=O)-, HOOC-, H₂N-, C₁₋₃-alkyl-C(=O)NR^N-, C₁₋₄-alkyl-S(=O)₂NR^N-, HO-, C₁₋₅-alkyl-O-, HOOC-CH₂-O-, heterocyclyl-CH₂-O-, phenyl-CH₂-O-, C₃₋₆-cycloalkyl-O-, heterocyclyl-O-, heteroaryl-O-, heterocyclyl-S(=O)₂-, heterocyclyl, and heteroaryl,

10

wherein each alkyl, cycloalkyl, and heterocyclyl group or sub-group within the groups forming R is optionally substituted with 1 or more F atoms and optionally substituted with 1 group selected from Cl, H₃C-, NC-, R^NHN-, HO-, H₃C-O-, and H₃C-S(=O)₂-;

15

wherein each heteroaryl group or sub-group within the groups forming R is optionally substituted with 1 to 2 substituents independently selected from F, Cl, H₃C-, F₃C-, NC-, (R^N)₂N-, HO-, H₃C-O-, F₃C-O-, and H₃C-S(=O)₂-;

wherein each heterocyclyl or sub-group within the groups forming R is selected from a cyclobutyl group wherein 1 CH₂ group is replaced by -NR^N- or -O-;

20

a C₅₋₆-cycloalkyl group wherein 1 CH₂ group is replaced by -C(=O)-, -NR^N-, -O- or -S(=O)₂- and/or 1 CH group is replaced by N;

wherein each heteroaryl group or sub-group within the groups forming R is selected from tetrazolyl, a 5-membered heteroaromatic ring which contains 1, 2 or 3 heteroatoms independently of each other selected from =N-, -NH-, O and S, and a 6-membered heteroaromatic ring which contains 1 or 2 =N- atoms, wherein a -HC=N- unit is optionally replaced by -NH-C(=O)-;

25

and wherein in each heteroaryl and heterocyclyl group or sub-group mentioned under R-G3 containing one or more NH, said group(s) is replaced by NR^N.

30

R-G4:

According to another embodiment the group R is selected from the group R-G4 consisting of:

F, Cl, NC-, H₂NC(=O)-, H₃CHN-C(=O)-, (H₃C)₂N-C(=O)-, HOOC-, H₂N-, HO-;

C₁₋₃-alkyl optionally substituted with 1 or more F or optionally monosubstituted with HO-;

5

cyclopropyl optionally monosubstituted with NC-;

H₃C-O- optionally monosubstituted with C₁₋₄-alkyl, HOOC-, oxetanyl, tetrahydrofuranyl, tetrahydropyranyl, 1,1-dioxotetrahydrothiopyranyl, or phenyl,

10

wherein the C₁₋₄-alkyl group optionally attached to H₃C-O- is optionally monosubstituted with NC-, HO- or H₃C-S(=O)₂-, and

15

wherein said oxetanyl, tetrahydrofuranyl, tetrahydropyranyl and 1,1-dioxotetrahydrothiopyranyl groups are optionally monosubstituted with H₃C- or HO-;

cyclopropyl-O-, tetrahydrofuranyl-O- and tetrahydropyranyl-O-; and

20

a heteroaryl group selected from pyrazolyl, [1,2,4]oxadiazolyl, tetrazolyl, pyridyl, pyridin-2-onyl, pyrazinyl, pyrimidinyl, and pyrimidin-4-onyl,

wherein each of said heteroaryl groups is optionally monosubstituted with H₃C-, and

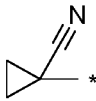
25

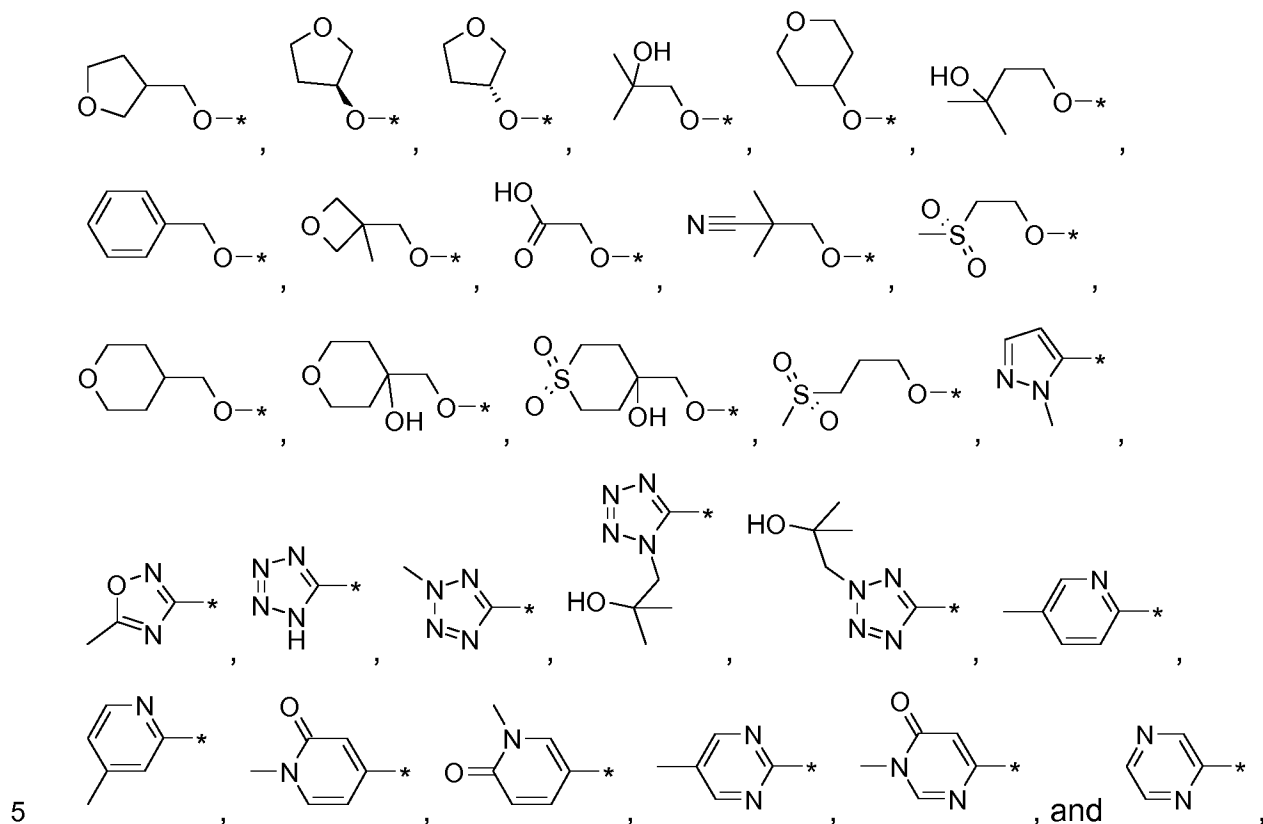
wherein each H-N group in said heteroaryl groups is optionally replaced with H₃C-N or (H₃C)₂C(OH)-H₂C-N.

R-G5:

30

In another embodiment the group R is selected from the group R-G5 consisting of

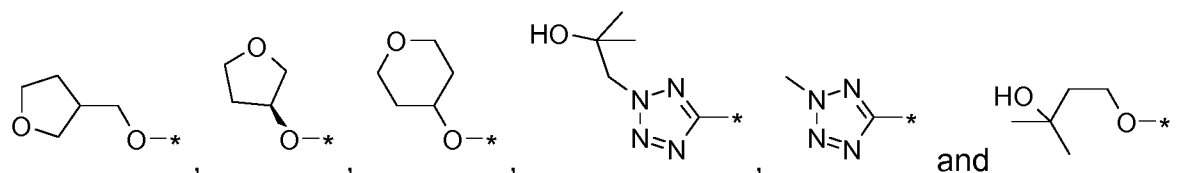
F, Cl, H₃C-, H₃C-H₂C-, (H₃C)₂CH-, , F₃C-, HOCH₂-, NC-, H₂N-C(=O)-, H₃C-NH-C(=O)-, (H₃C)₂N-C(=O)-, HOOC-, H₂N-, HO-, H₃C-O-, cyclopropyl-O-,



wherein the asterisk (-*) indicates the site/point of attachment.

R-G6:

In another embodiment the group R is selected from the group R-G6 consisting of



R¹:

R¹-G1:

15 The group R^1 is preferably selected from the group R^1 -G1 as defined hereinbefore.

R¹-G2:

According to one embodiment the group R¹ is selected from the group R¹-G2 consisting of H, F, Cl, C₁₋₃-alkyl, cyclopropyl, NC-, HO-, and C₁₋₃-alkyl-O-,

20 wherein each alkyl group or sub-group within the groups mentioned under
R¹-G2 is optionally substituted with 1 or more F atoms.

R¹-G3:

According to one embodiment the group R¹ is selected from the group R¹-G3 consisting of H, F, Cl, H₃C-, H₃C-H₂C -, F₃C-, NC-, and H₃C-O-.

5

R¹-G4:

According to one embodiment the group R¹ is selected from the group R¹-G4 consisting of H₃C-.

10 **R²:****R²-G1:**

The group R² is preferably selected from the group R²-G1 as defined hereinbefore.

R²-G2:

15 In another embodiment the group R² is selected from the group R²-G2 consisting of H, F, Cl, H₃C-, F₃C-, NC-, and H₃CO-.

R²-G3:

20 In another embodiment the group R² is selected from the group R²-G3 consisting of H and F.

R²-G4:

In another embodiment the group R² is selected from the group R²-G4 consisting of H.

25

R²-G5:

In another embodiment the group R² is selected from the group R²-G5 consisting of F.

30 **R³:****R³-G1:**

The group R³ is preferably selected from the group R³-G1 as defined hereinbefore.

R³-G2:

In another embodiment the group R^3 is selected from the group R^3 -G2 consisting of H, F, Cl, H_3C- , $NC-$, and H_3CO- .

R^3 -G3:

- 5 In another embodiment the group R^3 is selected from the group R^3 -G3 consisting of H.

R^N :

R^N -G1:

- 10 The group R^N is preferably selected from the group R^N -G1 as defined hereinbefore.

R^N -G2:

- In another embodiment the group R^N is selected from the group R^N -G2 consisting of H, C_{1-3} -alkyl, $HO-C_{1-4}$ -alkyl- H_2C- , H_3C-O-C_{1-4} -alkyl-, C_{1-3} -alkyl- $C(=O)-$, and C_{1-3} -alkyl-
15 $S(=O)_2-$.

R^N -G3:

- In another embodiment the group R^N is selected from the group R^N -G3 consisting of H, H_3C- , $HO-C_3$ -alkyl- H_2C- , $H_3C-C(=O)-$, and $H_3C-S(=O)_2-$.
20

m:

m is an integer selected from 1, 2, 3 and 4.

Preferably, m is an integer selected from 1 and 2.

More preferably, m is 2.

25

n:

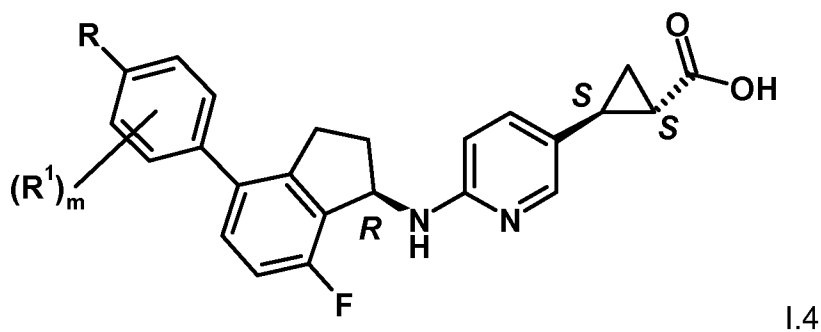
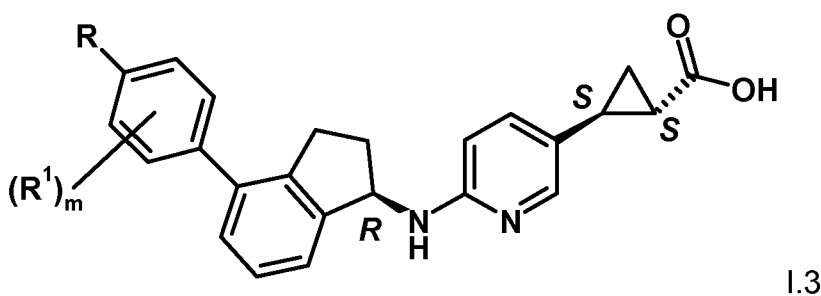
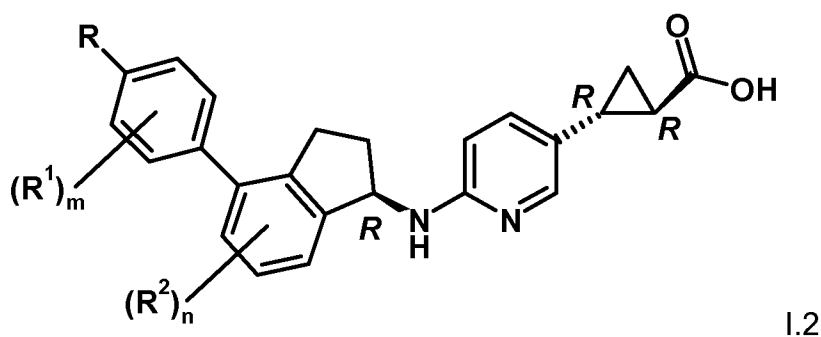
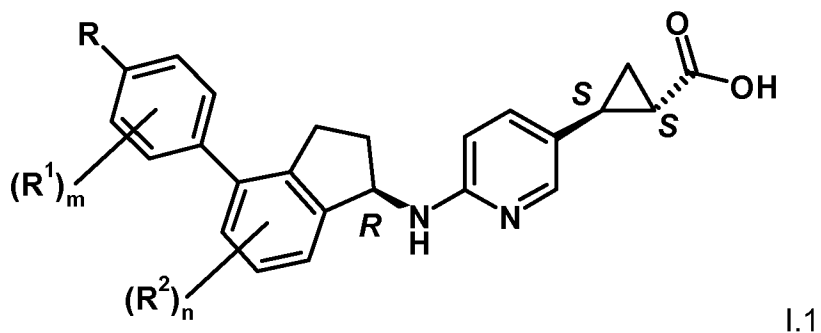
n is an integer selected from 1, 2 and 3.

Preferably, n is an integer selected from 1 and 2.

More preferably, n is 1.

30

The following preferred embodiments of compounds of the formula I are described using generic formulae I.1, I.2, I.3, and I.4, wherein any tautomers, solvates, hydrates and salts thereof, in particular the pharmaceutically acceptable salts thereof, are encompassed.



10 Examples of preferred subgeneric embodiments (E) according to the present invention are set forth in the following table 1, wherein each substituent group of each embodiment is defined according to the definitions set forth hereinbefore and wherein all other substituents of the formulae I, I.1, I.2, I.3, and I.4 are defined

according to the definitions set forth hereinbefore. For example, the entry –G1 in the column under R- and in the line of E1 means that in embodiment E1 substituent R is selected from the definition designated R-G1. The same applies analogously to the other variables incorporated in the general formulae.

5

Table 1:

E	R-	R ¹ -	R ² -	R ³ -	R ^N -	m	n
E1	-G1	-G1	-G1	-G1	-G1	1,2,3,4	1,2,3
E2	-G1	-G1	-G1	-G2	-G2	1,2	1,2
E3	-G1	-G1	-G1	-G3	-G3	1,2	1,2
E4	-G1	-G1	-G2	-G3	-G3	1,2	1,2
E5	-G1	-G2	-G2	-G3	-G1	1,2	1,2
E6	-G1	-G2	-G2	-G2	-G2	1,2	1,2
E7	-G1	-G2	-G2	-G3	-G3	1,2	1,2
E8	-G2	-G1	-G1	-G1	-G1	1,2	1,2
E9	-G3	-G1	-G1	-G1	-G1	1,2	1,2
E10	-G3	-G1	-G2	-G2	-G2	1,2	1,2
E11	-G3	-G2	-G2	-G2	-G2	1,2	1,2
E12	-G2	-G2	-G2	-G3	-G3	1,2	1,2
E13	-G3	-G2	-G2	-G3	-G3	1,2	1,2
E14	-G1	-G3	-G2	-G3	-G3	1,2	1,2
E15	-G1	-G2	-G3	-G3	-G3	1,2	1,2
E16	-G1	-G3	-G3	-G3	-G3	1,2	1,2
E17	-G1	-G4	-G3	-G3	-G3	1,2	1,2
E18	-G2	-G3	-G2	-G3	-G3	1,2	1,2
E19	-G2	-G2	-G3	-G3	-G3	1,2	1,2
E20	-G2	-G3	-G3	-G3	-G3	1,2	1,2
E21	-G2	-G4	-G3	-G3	-G3	1,2	1,2
E22	-G3	-G3	-G2	-G3	-G3	1,2	1,2
E23	-G3	-G2	-G3	-G3	-G3	1,2	1,2
E24	-G3	-G3	-G3	-G3	-G3	1,2	1,2
E25	-G3	-G4	-G3	-G3	-G3	1,2	1,2
E26	-G4	-G3	-G2	-G3	-	2	1,2
E27	-G4	-G2	-G3	-G3	-	2	1
E28	-G4	-G3	-G3	-G3	-	2	1

E	R-	R¹-	R²-	R³-	R^N-	m	n
E29	-G4	-G4	-G3	-G3	-	2	1
E30	-G5	-G3	-G2	-G3	-	2	1,2
E31	-G5	-G2	-G3	-G3	-	2	1
E32	-G5	-G3	-G3	-G3	-	2	1
E33	-G5	-G4	-G3	-G3	-	2	1

Another embodiment concerns those compounds of formula I, wherein

5 R is selected from the group consisting of:

F, Cl, NC-, H₂NC(=O)-, H₃CHN-C(=O)-, (H₃C)₂N-C(=O)-, HOOC-, H₂N-, HO-;

10 C₁₋₃-alkyl optionally substituted with 1 or more F or optionally monosubstituted with HO-;

cyclopropyl optionally monosubstituted with NC-;

15 H₃C-O- optionally monosubstituted with C₁₋₄-alkyl, HOOC-, oxetanyl, tetrahydrofuranyl, tetrahydropyranyl, 1,1-dioxotetrahydrothiopyranyl, or phenyl,

wherein the C₁₋₄-alkyl group optionally attached to H₃C-O- is optionally monosubstituted with NC-, HO- or H₃C-S(=O)₂-, and

20 wherein said oxetanyl, tetrahydrofuranyl, tetrahydropyranyl and 1,1-dioxotetrahydrothiopyranyl groups are optionally monosubstituted with H₃C- or HO-;

cyclopropyl-O-, tetrahydrofuranyl-O- and tetrahydropyranyl-O-;

25

a heteroaryl group selected from pyrazolyl, [1,2,4]oxadiazolyl, tetrazolyl, pyridyl, pyridin-2-onyl, pyrazinyl, pyrimidinyl, and pyrimidin-4-onyl,

wherein each of said heteroaryl groups is optionally monosubstituted with $\text{H}_3\text{C}-$, and

wherein each H-N group in said heteroaryl groups is optionally replaced with $\text{H}_3\text{C}-\text{N}$ or $(\text{H}_3\text{C})_2\text{C}(\text{OH})-\text{H}_2\text{C}-\text{N}$;

R^1 is H, F, Cl, $\text{H}_3\text{C}-$, $\text{H}_3\text{C}-\text{H}_2\text{C}-$, $\text{F}_3\text{C}-$, $\text{NC}-$, or $\text{H}_3\text{C}-\text{O}-$;

m is 2;

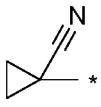
R^2 is H or F;

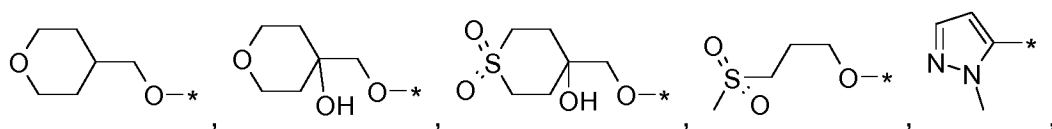
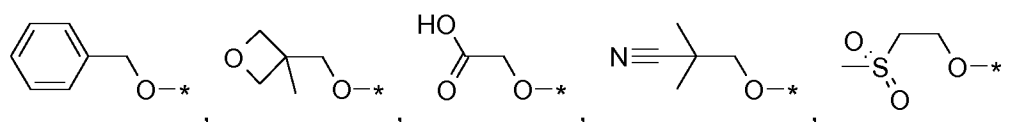
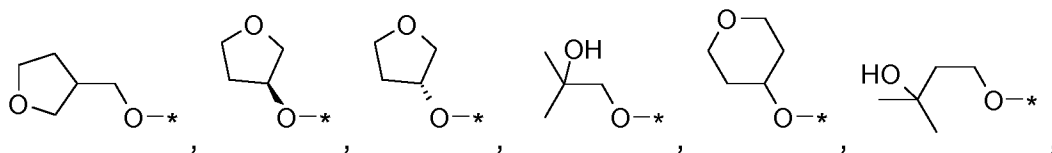
n is 1; and

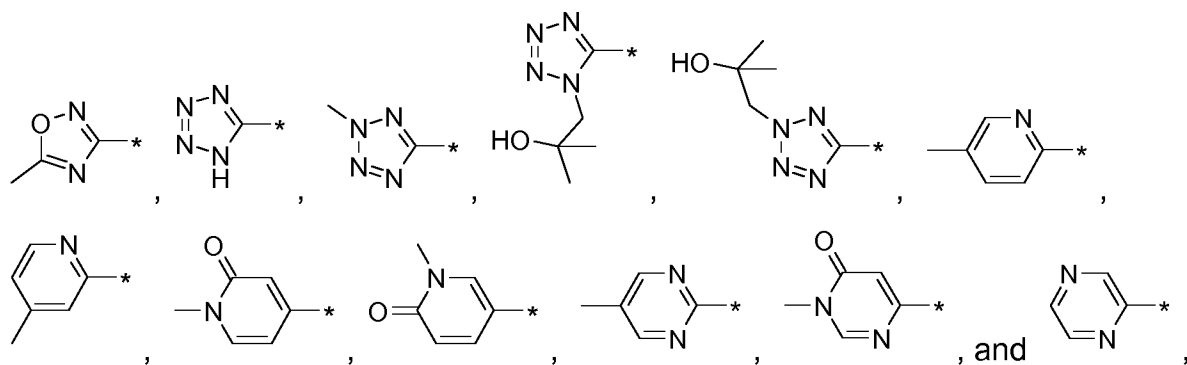
R^3 is H.

Another embodiment concerns those compounds of formula I, wherein

R is selected from the group consisting of

F, Cl, $\text{H}_3\text{C}-$, $\text{H}_3\text{C}-\text{H}_2\text{C}-$, $(\text{H}_3\text{C})_2\text{CH}-$, , $\text{F}_3\text{C}-$, HOCH_2- , $\text{NC}-$, $\text{H}_2\text{N}-\text{C}(=\text{O})-$, $\text{H}_3\text{C}-\text{NH}-\text{C}(=\text{O})-$, $(\text{H}_3\text{C})_2\text{N}-\text{C}(=\text{O})-$, $\text{HOOC}-$, $\text{H}_2\text{N}-$, $\text{HO}-$, $\text{H}_3\text{C}-\text{O}-$, cyclopropyl-O-,





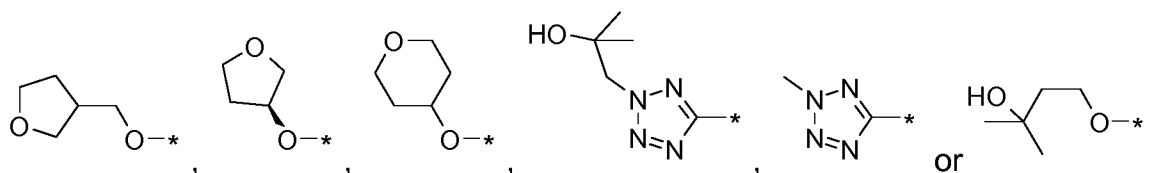
wherein the asterisk (-*) indicates the site/point of attachment;

- 5 R^1 is H_3C- ;
 m is 2;
 R^2 is F;
 n is 1; and
 R^3 is H.

10

Another embodiment concerns those compounds of formula I, wherein

R is:



- 15 R^1 is H_3C- ;
 m is 2;
 R^2 is H or F;
 n is 1; and
 R^3 is H.

20

Particularly preferred compounds, including their tautomers and stereoisomers, the salts thereof, or any solvates or hydrates thereof, are described in the experimental section hereinafter.

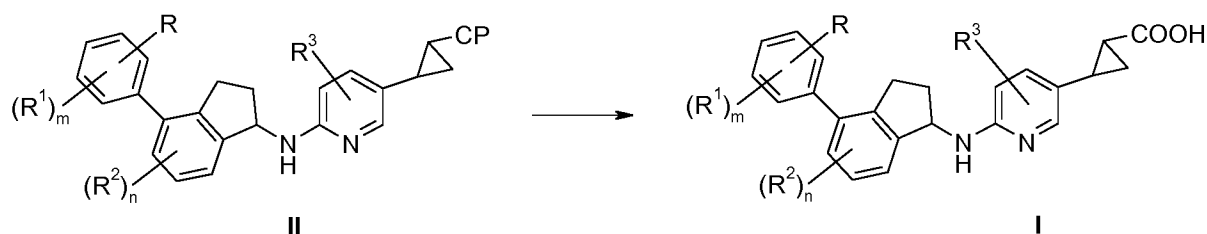
- 25 The compounds according to the invention and their intermediates may be obtained using methods of synthesis which are known to the one skilled in the art and

described in the literature of organic synthesis for example using methods described in "Comprehensive Organic Transformations, 2nd edition", Richard C. Larock, Wiley-VCH, 2009., and "March's Advanced Organic Chemistry, 7th edition", Michael B. Smith, John Wiley & Sons, 2013. Preferably the compounds are obtained
5 analogously to the methods of preparation explained more fully hereinafter, in particular as described in the experimental section. In some cases the sequence adopted in carrying out the reaction schemes may be varied. Variants of these reactions that are known to the skilled man but are not described in detail here may also be used. The general processes for preparing the compounds according to the
10 invention will become apparent to the skilled man on studying the schemes that follow. Starting compounds are commercially available or may be prepared by methods that are described in the literature or herein, or may be prepared in an analogous or similar manner. Before the reaction is carried out any corresponding functional groups in the compounds may be protected using conventional protecting
15 groups. These protecting groups may be cleaved again at a suitable stage within the reaction sequence using methods familiar to the skilled man and described in the literature for example in "Protecting Groups, 3rd Edition", Philip J. Kocienski, Theime, 2005 or "Greene's Protective Groups in Organic Synthesis, 4th Edition", Peter G. M. Wuts, Theadora W. Greene, John Wiley and Sons, 2007.

20 The compounds of the invention I are preferably accessed from a precursor II that bears the carboxylic acid function in a protected or masked form as sketched in Scheme 1; R, R¹, R², R³, m and n have the meanings as defined hereinbefore and hereinafter. Suited precursor groups for the carboxylic acid may be, e.g., a carboxylic
25 ester, a carboxylic amide, cyano, an olefin, oxazole, or a thiazole. All these groups have been transformed into the carboxylic acid function by different means which are described in the organic chemistry literature and are known to the one skilled in the art. The preferred precursor group is a C₁₋₄-alkyl or benzyl carboxylate, each of which may be additionally mono- or polysubstituted with fluorine, methyl, and/or methoxy.
30 These ester groups may be hydrolyzed with an acid, such as hydrochloric acid or sulfuric acid, or an alkali metal hydroxide, such as lithium hydroxide, sodium hydroxide, or potassium hydroxide, to yield the carboxylic acid function; the hydrolysis is preferably conducted in aqueous solvents, such as water and tetrahydrofuran, 1,4-dioxane, alcohol, e.g., methanol, ethanol, and isopropanol, or

dimethyl sulfoxide, at 0 to 120 °C. A *tert*-butyl ester is preferably cleaved under acidic conditions, e.g., trifluoroacetic acid or hydrochloric acid, in a solvent such as dichloromethane, 1,4-dioxane, isopropanol, or ethyl acetate. A benzyl ester is advantageously cleaved using hydrogen in the presence of a transition metal, preferably palladium on carbon. Benzyl esters bearing electron donating groups, such as methoxy, on the aromatic ring may also be removed under oxidative conditions; ceric ammonium nitrate (CAN) or 2,3-dichloro-5,6-dicyanoquinone (DDQ) are two commonly used reagents for this approach.

- 10 Scheme 1: Liberation of carboxylic acid function to access compounds of the invention

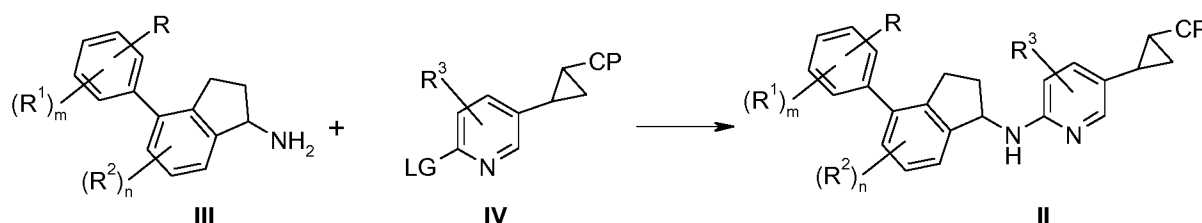


CP = masked or protected form of COOH, e.g., CO₂C₁₋₄-alkyl, CO₂CH₂aryl,
CON(C₁₋₄-alkyl)₂, CN, CH=CH₂, thiazol-2-yl, oxazol-2-yl

- Compound II, in turn, may be obtained from aminoindane III and pyridine IV which is decorated with the carboxylic acid precursor group and a leaving group (Scheme 2); R, R¹, R², R³, m and n in Scheme 2 have the meanings as defined hereinbefore and hereinafter. The leaving group LG in IV is replaced with the NH group in III via a nucleophilic substitution reaction on the pyridine ring; suited LG may be F, Cl, Br, and I. The reaction is usually carried out in the presence of a base, such as triethylamine, ethyldiisopropylamine, 1,8-diazabicyclo[5.4.0]undecene, carbonates, e.g., Li₂CO₃, Na₂CO₃, K₂CO₃, and Cs₂CO₃, hydroxides, e.g., LiOH, NaOH, and KOH, alcoholates, e.g., NaOMe, NaOEt, and KO^tBu, and oxides, e.g., CaO and Ag₂O. Additives, such as silver salts, e.g., AgNO₃, AgOSO₂CF₃, and Ag₂CO, may be beneficial for the reaction to proceed. Preferred solvents are dimethylsulfoxide, N,N-dimethylformamide, N,N-dimethylacetamide, N-methylpyrrolidinone, acetonitrile, 1,4-dioxane, tetrahydrofuran, alcohol, e.g., ethanol or isopropanol, water, or mixtures thereof at temperatures of 20 to 220 °C.

Preferably, coupling of aminoindane **III** and pyridine **IV** is mediated by a transition metal catalyst. Suited pyridines **IV** for this proceeding bear Cl, Br, or I as LG and the catalyst may be derived from Cu, Ni, and Pd, preferably Pd. The catalyst or the precursor thereof may be a complex of the transition metal with ligands such as phosphines, e.g. tri-*tert*-butylphosphine, tricyclohexyl-phosphine, 2-optionally substituted biphenyl-dicyclohexyl-phosphines, 2-optionally substituted biphenyl-di-*tert*-butylphosphines, 1,1'-bis(diphenylphosphino)ferrocene, triphenylphosphine, tritolylphosphine, or trifurylphosphine, phosphites, 1,3-disubstituted imidazole carbenes, 1,3-disubstituted imidazolidine carbenes, dibenzylideneacetone, allyl, or nitriles, an elemental form of the transition metal such as palladium on carbon or nanoparticles of palladium, or a salt of the transition metal such as fluoride, chloride, bromide, acetate, triflate, or trifluoroacetate that may be combined with a separately added ligand. The reaction is commonly conducted in the presence of a base such as an alcoholate, e.g., LiOtBu, NaOtBu, and KOtBu, lithium hexamethyldisilazide, K₃PO₄, carbonate such as Cs₂CO₃, or phenolate such as sodium 2,6-di-*tert*-butyl-4-methyl-phenolate. The coupling reactions are preferably conducted in benzene, toluene, tetrahydrofuran, 1,2-dimethoxyethane, 1,4-dioxane, N,N-dimethylformamide, N,N-dimethylacetamide, N-methylpyrrolidinone, alcohol such as *t*BuOH, water, or mixtures thereof, at temperatures in the range of 20 to 180 °C. For employing the chloro-pyridine **IV** (LG = Cl) particularly suited reaction conditions include chloro[2-(dicyclohexylphosphino)-3,6-dimethoxy-2',4',6'-triisopropyl-1,1'-biphenyl][2-(2-aminoethyl)phenyl]palladium(II) as catalyst precursor and sodium *tert*-butoxide as base, in 1,4-dioxane or toluene at 60 to 110 °C.

Scheme 2: Preparation of precursor **II**



LG = leaving group, e.g., F, Cl, Br, I;

CP = masked or protected form of COOH, e.g., $\text{CO}_2\text{C}_{1-4}\text{-alkyl}$, $\text{CO}_2\text{CH}_2\text{aryl}$,

$\text{CON}(\text{C}_{1-4}\text{-alkyl})_2$, CN, $\text{CH}=\text{CH}_2$, thiazol-2-yl, oxazol-2-yl

Intermediate **III** is conveniently obtained from indanol **V** which, in turn, may be prepared from indanone **VI** (Scheme 3); R, R¹, R², m and n in Scheme 3 have the meanings as defined hereinbefore and hereinafter.

The reduction of the keto group in compound **VI** is a standard transformation in organic synthesis which may be accomplished with lithium borohydride, sodium borohydride, lithium aluminum hydride, or diisobutylaluminum hydride. While sodium borohydride is employed in aqueous or alcoholic solution at 0 to 60 °C, the other reducing agents mentioned are preferably used in inert solvents, such as tetrahydrofuran, diethyl ether, dichloromethane, and toluene, at -80 to 60 °C. The reduction of the keto group may also be conducted in a stereoselective fashion providing the alcohol in enantiomerically enriched or pure form. Suited chiral reducing agents are boranes combined with an enantiomerically pure [1,3,2]oxazaborol (Corey-Bakshi-Shibata reaction or Corey-Itsuno reaction) or formic acid, formates, hydrogen, or silanes in the presence of an enantiomerically pure transition metal catalyst. Typical reaction conditions for the former approach comprise borane (complexed with, e.g., dimethyl sulfide) and (*R*)- or (*S*)-3,3-diphenyl-1-methyltetrahydro-1H,3H-pyrrolo[1,2-c][1,3,2]oxazaborol in, e.g., dichloromethane, toluene, methanol, tetrahydrofuran, or mixtures thereof, at 0 to 60 °C. Using a chiral transition metal catalyst, such as a ruthenium complex, e.g., chloro{[(1*S*,2*S*)-(-)-2-amino-1,2-diphenylethyl](4-toluenesulfonyl)-amido}-(mesitylene)ruthenium(II), may deliver the hydroxy compound with high enantiomeric excess using, e.g., formic acid in the presence of a base, e.g., triethylamine, in dichloromethane, at -20 to 60 °C.

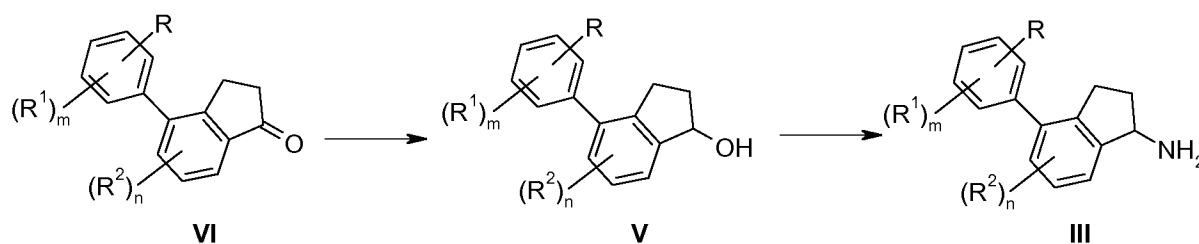
The OH group in compound **V** may be replaced with NH₂ following a two-step procedure via a protected, e.g., as phthalimide, or masked, e.g., as azide, amino derivative. Phthalimide can be introduced employing the conditions of the Mitsunobu reaction. The transformation is routinely conducted with phthalimide, a phosphine, and an azodicarboxylic ester or amide in tetrahydrofuran, 1,4-dioxane, diethyl ether, toluene, benzene, dichloromethane, or mixtures thereof, at -30 to 100 °C. Phosphines commonly used are triphenylphosphine and tributylphosphine which are regularly combined with dimethyl azodicarboxylate, diethyl azodicarboxylate, diisopropyl azodicarboxylate, di-(4-chlorobenzyl) azodicarboxylate, dibenzyl azodicarboxylate, di-tert-butyl azodicarboxylate, azodicarboxylic acid bis-(dimethylamide), azodicarboxylic acid dipiperidide, or azodicarboxylic acid

dimorpholide. The amino group may be liberated from phthalimide using hydrazine in ethanol, ethylene-1,2-diamine in *n*-butanol, or 1-butylamine in *n*-butanol.

The azide group can be introduced from the hydroxy precursor **V** employing hydrazoic acid or phosphoryl azide and the conditions of the Mitsunobu reaction as described above or variants thereof. Phosphoryl azide combined with a base, such as 1,8-diazabicyclo[5.4.0]undecene, may also accomplish the transformation in tetrahydrofuran or toluene at -10 to 60°C. The azide is transformed into the amino function using, e.g., hydrogen in the presence of a transition metal such as palladium on carbon.

- Both proceedings may give the aminoindane **III** in enantiomerically pure form when starting from the isomerically pure precursor **V**.

Scheme 3: Preparation of intermediate **III**



Compounds of general structure **IV** wherein R³ has the meaning as defined hereinbefore and hereinafter and CP is a suitable carboxylic acid ester group can be synthesized as summarized in Scheme 4.

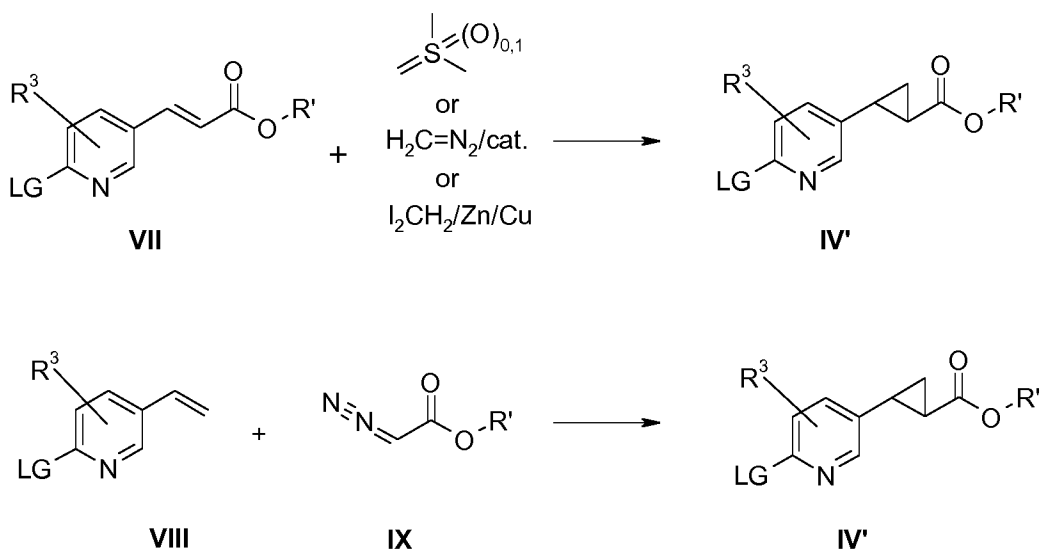
Cinnamic acid ester **VII** is reacted with a methylene synthetic equivalent to give ester **IV'**. Suitable reagents for this transformation include diazomethane in the presence of a transition metal catalyst such as palladium diacetate (see, e.g., WO2011/94890), trimethyloxosulfonium halide in the presence of a base such as sodium hydride (see, e.g., WO2005/103032), and diiodomethane in the presence of copper and zinc (see, e.g., US628476). Generally, use of a *trans*-cinnamic acid ester in these reactions leads to predominant formation of a *trans*-substituted cyclopropyl ester. Enantioselective variants of this type of reaction are reported in the literature such as the one using diazomethane and chiral copper complexes (see, e.g., *Tetrahedron Asymmetry* **2003**, 14, 867-872).

Alternatively, pyridine **IV'** is obtained from vinylpyridine **VIII** and diazoacetic ester **IX** in the presence of a transition metal catalyst. Suitable catalyst systems for this

transformation include, for example, palladium diacetate (see, e.g., WO2007/104717), cobalt(II) porphyrins (see, e.g., WO2006/103503), rhodium complexes (see, e.g., WO2006/87169), and copper complexes (see, e.g., WO2010/51819). Mixtures of *cis*- and *trans*-cyclopropyl esters are generally formed with the *trans*-system predominant and the ratio depending on the catalyst system and substrates used.

Enantioselective reactions of this type are reported using chiral transition metal catalysts derived from copper and cobalt (see, e.g., *J. Am. Chem. Soc.* **1991**, 113, 726-728) and variations thereof.

Scheme 4: Preparation of intermediate **IV**



LG = Leaving group, e.g., F, Cl, Br, I

R' = ester protecting group of COOH, e.g., C1-4-alkyl, CH₂aryl

The synthetic routes presented may rely on the use of protecting groups. For example, potentially reactive groups present, such as hydroxy, carbonyl, carboxy, amino, alkylamino, or imino, may be protected during the reaction by conventional protecting groups which are cleaved again after the reaction. Suitable protecting groups for the respective functionalities and their removal are well known to the one skilled in the art and are described in the literature of organic synthesis for example in "Protecting Groups, 3rd Edition", Philip J. Kocienski, Theime, 2005 or "Greene's

Protective Groups in Organic Synthesis, 4th Edition”, Peter G. M. Wuts, Theadora W. Greene, John Wiley and Sons, 2007.

The compounds of general formula I may be resolved into their enantiomers and/or diastereomers as mentioned below. Thus, for example, *cis/trans* mixtures may be resolved into their *cis* and *trans* isomers and racemic compounds may be separated into their enantiomers.

The *cis/trans* mixtures may be resolved, for example, by chromatography into the *cis* and *trans* isomers thereof. The compounds of general formula I which occur as racemates may be separated by methods known *per se* into their optical antipodes and diastereomeric mixtures of compounds of general formula I may be resolved into their diastereomers by taking advantage of their different physico-chemical properties using methods known *per se*, e.g. chromatography and/or fractional crystallization; if the compounds obtained thereafter are racemates, they may be resolved into the enantiomers as mentioned below.

The racemates are preferably resolved by column chromatography on chiral phases or by crystallization from an optically active solvent or by reacting with an optically active substance which forms salts or derivatives such as esters or amides with the racemic compound. Salts may be formed with enantiomerically pure acids for basic compounds and with enantiomerically pure bases for acidic compounds. Diastereomeric derivatives are formed with enantiomerically pure auxiliary compounds, e.g. acids, their activated derivatives, or alcohols. Separation of the diastereomeric mixture of salts or derivatives thus obtained may be achieved by taking advantage of their different physico-chemical properties, e.g. differences in solubility; the free antipodes may be released from the pure diastereomeric salts or derivatives by the action of suitable agents. Optically active acids commonly used for such a purpose as well as optically active alcohols applicable as auxiliary residues are known to those skilled in the art.

As mentioned above, the compounds of formula I may be converted into salts, particularly for pharmaceutical use into the pharmaceutically acceptable salts. As used herein, "pharmaceutically acceptable salts" refer to derivatives of the disclosed

compounds wherein the parent compound is modified by making acid or base salts thereof.

5 The compounds according to the invention are advantageously also obtainable using the methods described in the examples that follow, which may also be combined for this purpose with methods known to the skilled man from the literature.

Terms and definitions

10 Terms not specifically defined herein should be given the meanings that would be given to them by one of skill in the art in light of the disclosure and the context. As used in the specification, however, unless specified to the contrary, the following terms have the meaning indicated and the following conventions are adhered to.

15 The terms "compound(s) according to this invention", "compound(s) of formula (I)", "compound(s) of the invention" and the like denote the compounds of the formula (I) according to the present invention including their tautomers, stereoisomers and mixtures thereof and the salts thereof, in particular the pharmaceutically acceptable salts thereof, and the solvates and hydrates of such compounds, including the solvates and hydrates of such tautomers, stereoisomers and salts thereof.

20

The terms "treatment" and "treating" embrace both preventative, i.e. prophylactic, or therapeutic, i.e. curative and/or palliative, treatment. Thus the terms "treatment" and "treating" comprise therapeutic treatment of patients having already developed said condition, in particular in manifest form. Therapeutic treatment may be symptomatic
25 treatment in order to relieve the symptoms of the specific indication or causal treatment in order to reverse or partially reverse the conditions of the indication or to stop or slow down progression of the disease. Thus the compositions and methods of the present invention may be used for instance as therapeutic treatment over a period of time as well as for chronic therapy. In addition the terms "treatment" and
30 "treating" comprise prophylactic treatment, i.e. a treatment of patients at risk to develop a condition mentioned hereinbefore, thus reducing said risk.

When this invention refers to patients requiring treatment, it relates primarily to treatment in mammals, in particular humans.

The term "therapeutically effective amount" means an amount of a compound of the present invention that (i) treats or prevents the particular disease or condition, (ii) attenuates, ameliorates, or eliminates one or more symptoms of the particular
5 disease or condition, or (iii) prevents or delays the onset of one or more symptoms of the particular disease or condition described herein.

The terms "modulated" or "modulating", or "modulate(s)", as used herein, unless otherwise indicated, refer to the activation of the G-protein-coupled receptor GPR40
10 with one or more compounds of the present invention.

The terms "mediated" or "mediating" or "mediate", as used herein, unless otherwise indicated, refer to the (i) treatment, including prevention of the particular disease or condition, (ii) attenuation, amelioration, or elimination of one or more symptoms of
15 the particular disease or condition, or (iii) prevention or delay of the onset of one or more symptoms of the particular disease or condition described herein.

The term "substituted" as used herein, means that any one or more hydrogens on the designated atom, radical or moiety is replaced with a selection from the indicated
20 group, provided that the atom's normal valence is not exceeded, and that the substitution results in an acceptably stable compound.

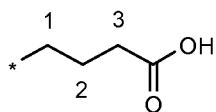
In the groups, radicals, or moieties defined below, the number of carbon atoms is often specified preceding the group, for example, C₁₋₆-alkyl means an alkyl group or
25 radical having 1 to 6 carbon atoms. In general, for groups comprising two or more subgroups, the last named subgroup is the radical attachment point, for example, the substituent "aryl-C₁₋₃-alkyl-" means an aryl group which is bound to a C₁₋₃-alkyl-group, the latter of which is bound to the core or to the group to which the substituent is attached.

30 In case a compound of the present invention is depicted in form of a chemical name and as a formula in case of any discrepancy the formula shall prevail.

An asterisk may be used in sub-formulas to indicate the bond which is connected to the core molecule as defined.

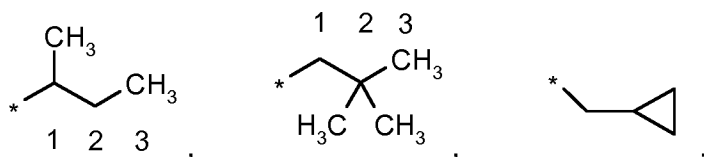
The numeration of the atoms of a substituent starts with the atom which is closest to the core or to the group to which the substituent is attached.

For example, the term "3-carboxypropyl-group" represents the following substituent:



wherein the carboxy group is attached to the third carbon atom of the propyl group.

The terms "1-methylpropyl-", "2,2-dimethylpropyl-" or "cyclopropylmethyl-" group represent the following groups:



The asterisk may be used in sub-formulas to indicate the bond which is connected to the core molecule as defined.

In a definition of a group the term "wherein each X, Y and Z group is optionally substituted with" and the like denotes that each group X, each group Y and each group Z either each as a separate group or each as part of a composed group may be substituted as defined. For example a definition "R^{ex} denotes H, C₁₋₃-alkyl, C₃₋₆-cycloalkyl, C₃₋₆-cycloalkyl-C₁₋₃-alkyl or C₁₋₃-alkyl-O-, wherein each alkyl group is optionally substituted with one or more L^{ex}." or the like means that in each of the beforementioned groups which comprise the term alkyl, i.e. in each of the groups C₁₋₃-alkyl, C₃₋₆-cycloalkyl-C₁₋₃-alkyl and C₁₋₃-alkyl-O-, the alkyl moiety may be substituted with L^{ex} as defined.

Unless specifically indicated, throughout the specification and the appended claims, a given chemical formula or name shall encompass tautomers and all stereo, optical and geometrical isomers (e.g. enantiomers, diastereomers, E/Z isomers etc...) and racemates thereof as well as mixtures in different proportions of the separate enantiomers, mixtures of diastereomers, or mixtures of any of the foregoing forms

where such isomers and enantiomers exist, as well as salts, including pharmaceutically acceptable salts thereof and solvates thereof such as for instance hydrates including solvates of the free compounds or solvates of a salt of the compound.

5

The phrase "pharmaceutically acceptable" is employed herein to refer to those compounds, materials, compositions, and/or dosage forms which are, within the scope of sound medical judgment, suitable for use in contact with the tissues of human beings and animals without excessive toxicity, irritation, allergic response, or other problem or complication, and commensurate with a reasonable benefit/risk ratio.

10

As used herein, "pharmaceutically acceptable salts" refer to derivatives of the disclosed compounds wherein the parent compound is modified by making acid or base salts thereof.

15

Salts of other acids than those mentioned above which for example are useful for purifying or isolating the compounds of the present invention (e.g. trifluoro acetate salts) also comprise a part of the invention.

20

The term halogen generally denotes fluorine, chlorine, bromine and iodine.

The term "C_{1-n}-alkyl", wherein n is an integer from 1 to n, either alone or in combination with another radical denotes an acyclic, saturated, branched or linear hydrocarbon radical with 1 to n C atoms. For example the term C₁₋₅-alkyl embraces the radicals H₃C-, H₃C-CH₂-, H₃C-CH₂-CH₂-, H₃C-CH(CH₃)-, H₃C-CH₂-CH₂-CH₂-, H₃C-CH₂-CH(CH₃)-, H₃C-CH(CH₃)-CH₂-, H₃C-C(CH₃)₂-, H₃C-CH₂-CH₂-CH₂-CH₂-, H₃C-CH₂-CH₂-CH(CH₃)-, H₃C-CH₂-CH(CH₃)-CH₂-, H₃C-CH(CH₃)-CH₂-CH₂-, H₃C-CH₂-C(CH₃)₂-, H₃C-C(CH₃)₂-CH₂-, H₃C-CH(CH₃)-CH(CH₃)- and H₃C-CH₂-CH(CH₂CH₃)-.

30

The term "C_{1-n}-alkylene" wherein n is an integer 1 to n, either alone or in combination with another radical, denotes an acyclic, straight or branched chain divalent alkyl radical containing from 1 to n carbon atoms. For example the term C₁₋₄-alkylene

includes $-(\text{CH}_2)-$, $-(\text{CH}_2-\text{CH}_2)-$, $-(\text{CH}(\text{CH}_3))-$, $-(\text{CH}_2-\text{CH}_2-\text{CH}_2)-$, $-(\text{C}(\text{CH}_3)_2)-$, $-(\text{CH}(\text{CH}_2\text{CH}_3))-$, $-(\text{CH}(\text{CH}_3)-\text{CH}_2)-$, $-(\text{CH}_2-\text{CH}(\text{CH}_3))-$, $-(\text{CH}_2-\text{CH}_2-\text{CH}_2-\text{CH}_2)-$, $-(\text{CH}_2-\text{CH}_2-\text{CH}(\text{CH}_3))-$, $-(\text{CH}(\text{CH}_3)-\text{CH}_2-\text{CH}_2)-$, $-(\text{CH}_2-\text{CH}(\text{CH}_3)-\text{CH}_2)-$, $-(\text{CH}_2-\text{C}(\text{CH}_3)_2)-$, $-(\text{C}(\text{CH}_3)_2-\text{CH}_2)-$, $-(\text{CH}(\text{CH}_3)-\text{CH}(\text{CH}_3))-$, $-(\text{CH}_2-\text{CH}(\text{CH}_2\text{CH}_3))-$, $-(\text{CH}(\text{CH}_2\text{CH}_3)-\text{CH}_2)-$,
5 , $-(\text{CH}(\text{CH}_2\text{CH}_2\text{CH}_3))-$, $-(\text{CHCH}(\text{CH}_3)_2)-$ and $-\text{C}(\text{CH}_3)(\text{CH}_2\text{CH}_3)-$.

The term " C_{2-n} -alkenyl", is used for a group as defined in the definition for " C_{1-n} -alkyl" with at least two carbon atoms, if at least two of those carbon atoms of said group are bonded to each other by a double bond. For example the term C_{2-3} -alkenyl
10 includes $-\text{CH}=\text{CH}_2$, $-\text{CH}=\text{CH}-\text{CH}_3$, $-\text{CH}_2-\text{CH}=\text{CH}_2$.

The term " C_{2-n} -alkynyl", is used for a group as defined in the definition for " C_{1-n} -alkyl" with at least two carbon atoms, if at least two of those carbon atoms of said group are bonded to each other by a triple bond. For example the term C_{2-3} -alkynyl
15 includes $-\text{C}\equiv\text{CH}$, $-\text{C}\equiv\text{C}-\text{CH}_3$, $-\text{CH}_2-\text{C}\equiv\text{CH}$.

The term " C_{3-n} -cycloalkyl", wherein n is an integer 4 to n , either alone or in combination with another radical denotes a cyclic, saturated, unbranched hydrocarbon radical with 3 to n C atoms. The cyclic group may be mono-, bi-, tri- or
20 spirocyclic, most preferably monocyclic. Examples of such cycloalkyl groups include cyclopropyl, cyclobutyl, cyclopentyl, cyclohexyl, cycloheptyl, cyclooctyl, cyclononyl, cyclododecyl, bicyclo[3.2.1.]octyl, spiro[4.5]decyl, norpinyl, norbonyl, norcaryl, adamantyl, etc.

25 Many of the terms given above may be used repeatedly in the definition of a formula or group and in each case have one of the meanings given above, independently of one another.

Pharmacological Activity

30 The activity of the compounds of the invention may be demonstrated using the following assay:

IP₁ accumulation measurements using the IPOne assay system - 1321N1 cells stably expressing human GPR40 receptor (Euroscreen, Belgium) are seeded 24 h before the assay in white 384-well plates in culture medium containing 10% FCS, 1% Na-

Pyruvate and 400 µg/mL G418. IP₁ is assayed according to the manufacturer's description (Cisbio Bioassays, France). In brief, the assay is started by substitution of the culture medium by stimulation buffer (Hepes 10 mM, CaCl₂ 1 mM, MgCl₂ 0.5 mM, KCl 4.2 mM, NaCl 146 mM, glucose 5.5 mM and LiCl 50 mM, pH 7.4). Cells are
 5 stimulated for 1 h at 37 °C, 5% CO₂ by addition of the compounds that are diluted in stimulation buffer containing LiCl. Assays are stopped by adding HTRF-conjugates (IP1-d2 and Anti-IP1 cryptate Tb) and lysis buffer, provided by the manufacturer. After an incubation time of 1 h at room temperature plates are measured using an EnVision™, Perkin Elmer. The obtained fluorescence ratios at 665/615 nM are then
 10 used to calculate the pEC₅₀ values using Assay Explorer 3.3 Software (Accelrys, Inc.) by interpolation using an IP₁ reference curve and subsequent sigmoidal curve fitting allowing for a variable hill slope.

The compounds according to the invention typically have EC₅₀ values in the range
 15 from about 1 nM to about 10 µM, preferably less than 1 µM, more preferably less than 100 nM.

EC₅₀ values for compounds according to the invention are shown in the following table. The number of the compound corresponds to the number of the Example in the
 20 experimental section.

Table 2:

Example	EC ₅₀ [nM]	Example	EC ₅₀ [nM]	Example	EC ₅₀ [nM]	Example	EC ₅₀ [nM]
1	7	2	11	3	4	4	8
5	16	6	19	7	19	8	16
9	259	10	497	12	568	13	27
14	4	15	18	16	11	17	13
19	16	20	18	21	60	22	27
23	5	24	318	25	177	26	4
28	71	29	17	31	31	32	35
33	14	34	4130	35	23	36	6
37	11	40	940	41	33	44	4130

45	5	46	629	47	26	48	427
50	13	51	7	53	13	55	208
56	151	57	107	58	462	60	61
61	5	63	20	64	29	66	39
71	6	72	6	73	17	74	49
75	186	76	3	77	20	79	23
80	22	81	8	82	18	83	8
84	212	85	91	86	174		

Chemical Stability

Degradation kinetics is used to simulate chemical stability of compounds in the acidic part of the gastro intestinal tract. The compounds of the invention show superior
 5 chemical stability in acidic aqueous media (pH value ca. 1.2) compared to the bulk of compounds explicitly disclosed in WO 2013/178575. Their application as medical drugs to treat human diseases is therefore less restricted and troublesome.

The chemical stability of the compounds of the invention at pH value of ca. 1.2 is
 10 determined as follows:

Compound is dissolved in an HPLC vial either in a mixture of acetonitrile/0.1 M aqueous HCl (2:3; pH ca. 1.2) or in a mixture of acetonitrile/McIlvaine buffer pH 7.4 (2:3) to get a concentration of approximately 0.25 mg/ml. The vial was then transferred into an HPLC autosampler system and maintained at a temperature of 37
 15 °C. A first sample is taken and injected immediately into a standard HPLC system with a UV DAD detector. Further samples are injected after 2, 4, 6, 8 and 10 hours. Amount of degraded compound is measured by determining the recovery rate of compound [%] for each injection using an HPLC standard gradient method. Therefore the peak area of the main peak for the first injection (AU_{t_0}) is determined
 20 and set as 100%. Peak area of the main peak is determined also for the further injections (AU_{t_n} , $n = 2, 4, 6, 8, 10$) and expressed as fraction of (AU_{t_0})/ (AU_{t_n} , $n = 2, 4, 6, 8, 10$) [%].

The amount of degraded compound according to the invention after 2 h at pH value of ca. 1.2 determined as described above is typically significantly below 1.5%, mostly below 0.5%.

- 5 The following table compares the amount of degradation after 2 h at pH value of ca. 1.2 of compounds according to the invention and compounds from WO 2013/178575 (for structures see below Table 3).

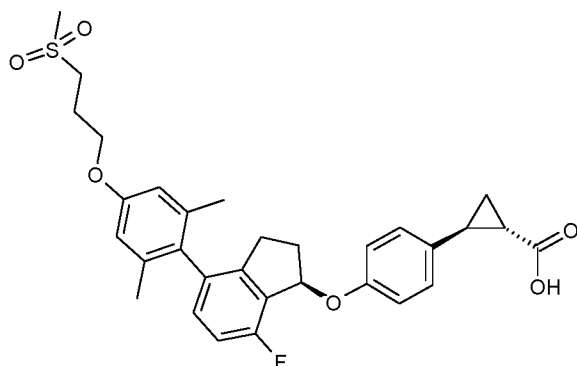
Table 3:

Example in this invention	Amount of degradation after 2 h	Example in WO 2013/178575	Amount of degradation after 2 h
1	<0.5%	11	5%
2	<0.5%	15	3%
		33	8%
4	<0.5%	17	8%
		54	2.5%
19	<1.0%		
20	<0.5%		
21	<0.5%		
23	<0.5%		
26	<0.5%		
31	<0.5%		
35	<0.5%		
36	<0.5%		
41	<1.5%		
46	<0.5%		
47	<0.5%		
50	<1.0%		
56	<0.5%		
58	<0.5%		
63	<0.5%		
66	<1.0%		
72	<0.5%		

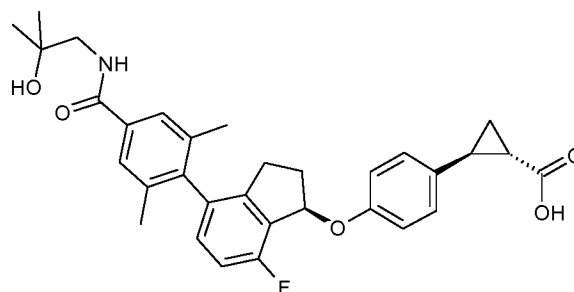
74	<1.0%		
75	<0.5%		

Chemical structures of the examples from case WO 2013/178575 listed in the tables 3 to 6:

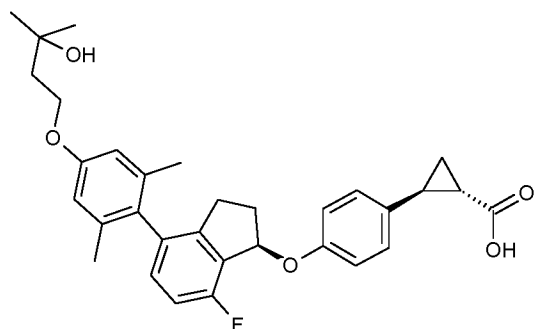
Example 11 in WO 2013/178575



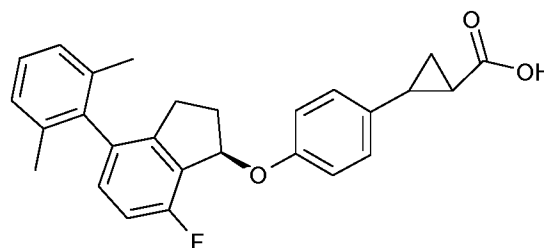
Example 15 in WO 2013/178575



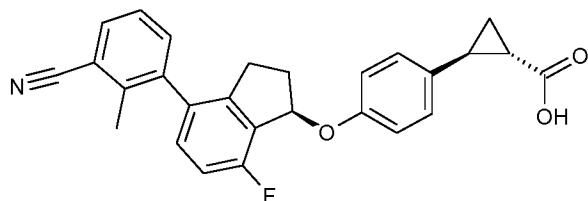
Example 17 in WO 2013/178575



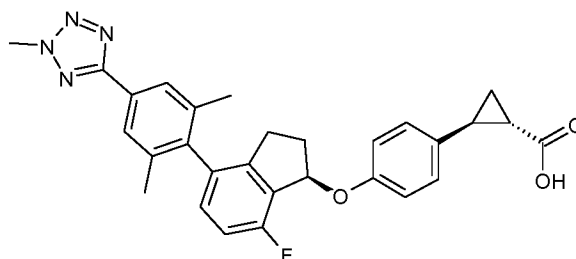
Example 33 in WO 2013/178575



Example 54 in WO 2013/178575



Example 45 in WO 2013/178575



5 Solubility

The aqueous solubility of the compounds of the invention is determined by comparing the amount dissolved in buffer to the amount in an acetonitrile/water (1/1) solution. Starting from a 10 mM DMSO stock solution aliquots are diluted with acetonitrile/water (1/1) or buffer, respectively. After 24 h of shaking, the solutions are

filtrated and analyzed by LC-UV. The amount dissolved in buffer is compared to the amount in the acetonitrile solution.

Solubility is usually being measured from 0.001 to 0.125 mg/mL at a DMSO concentration of 2.5%. If more than 90% of the compound is dissolved in buffer, the value is marked with ">".

The compounds of the invention show higher solubility at low pH value (pH 2.2, emulating the acidic part of the gastro intestinal tract) compared with the bulk of compounds explicitly disclosed in WO 2013/178575. Their development and application is therefore more convenient and reliable. The following table presents the data for selected compounds of this invention and compounds from WO 2013/178575 (for structures see above below Table 3).

Table 4:

Example in this invention	Solubility at pH value 2.2 [µg/mL]	Example in WO 2013/178575	Solubility at pH value 2.2 [µg/mL]
1	67	15	<1
2	83	54	<1
3	91	45	<1
4	89	17	<1
13	115		
14	83		
16	110		
17	65		
19	67		
20	66		
21	83		
22	95		
23	75		
24	103		
25	67		
26	65		

28	87		
29	111		
31	93		
32	<1		
33	103		
34	73		
35	59		
36	107		
37	113		
41	103		
44	>158		
45	86		
46	85		
47	72		
48	>107		
50	69		
51	56		
53	76		
55	73		
56	73		
57	99		
58	107		
59	82		
60	68		
61	90		
63	118		
66	115		
71	121		
72	101		
73	89		
74	82		
75	117		

76	104		
----	-----	--	--

Inhibition of CYP-2C8

The inhibition of cytochrome P450 2C8-isoenzyme catalyzed deethylation of amodiaquine by the test compound is assayed at 37 °C with human liver microsomes. All assays are carried out on a robotic system in 96 well plates. The final incubation volume contains TRIS buffer (0.1 M), MgCl₂ (5 mM), human liver microsomes (0.05 mg/mL), amodiaquine (1 µM) and the test compound at five different concentrations or no compound (high control) in duplicate (e.g. highest concentration 10-50 µM with subsequent serial 1:4 dilutions). Following a short preincubation period, reactions are started with the cofactor (NADPH, 1 mM) and stopped by cooling the incubation down to 8 °C and subsequently by addition of one volume of acetonitrile. An internal standard solution - the stable isotope d5-desethylamodiaquine - is added after quenching of incubations. Peak area analyte (= metabolite formed) and internal standard is determined by LC-MS/MS. The resulting peak area ratio analyte to internal standard in these incubations is compared to a control activity containing no test compound. Within each of the assay runs, the IC₅₀ of a positive control inhibitor (Montelukast) is determined. Experimental IC₅₀ values are calculated by least square regression according to the following equation:

$$\% \text{ control activity} = (100 \% \text{ control activity} / (1 + (I / IC_{50})^S)) - B$$

with I = inhibitor concentration; S = slope factor; B = background activity (lower plateau of the inhibition curve)

If the inhibition of the reaction is already >50% at the lowest concentration of the test compound, the IC₅₀ is assigned "< lowest concentration tested" (usually <0.4 µM). If the inhibition of the reaction is still <50% at the highest concentration of the test compound, the IC₅₀ is assigned "> highest concentration tested" (usually >50 µM).

The compounds of the invention show lower inhibition of the cytochrome P450 2C8-isoenzyme compared with the bulk of compounds explicitly disclosed in WO 2013/178575. Their potential for causing unwanted side-effects is therefore

decreased. The following table displays the data for selected compounds of this invention and compounds from WO 2013/178575 (for structures see above below Table 3).

5 **Table 5:**

Example in this invention	IC ₅₀ [μM]	Example in WO 2013/178575	IC ₅₀ [μM]
1	16	11	12
2	30	15	10
3	19	45	5
4	46	17	6
5	12	33	5
6	>50	54	9
7	38		
8	>50		
13	49		
14	45		
15	26		
16	46		
17	34		
19	26		
20	24		
21	>50		
22	>50		
23	11		
24	>50		
25	4		
26	35		
28	>50		
29	>50		
31	9		
32	12		
33	26		

34	>50		
35	18		
36	10		
37	17		
40	>50		
41	34		
44	>50		
45	24		
46	32		
47	12		
48	>50		
50	21		
51	12		
53	11		
55	>50		
56	33		
57	19		
58	>50		
59	>50		
60	25		
61	15		
63	>50		
64	>50		
66	>50		
71	18		
72	8		
73	20		
74	21		
75	>50		
76	30		

Inhibition of CYP-2C9

The inhibition of cytochrome P450 2C9-isoenzyme catalyzed hydroxylation of diclofenac by the test compound is assayed at 37 °C with human liver microsomes. All assays are carried out on a robotic system in 96 well plates. The final incubation volume contains TRIS buffer (0.1 M), MgCl₂ (5 mM), human liver microsomes (0.1 mg/mL), diclofenac (10 µM) and the test compound at five different concentrations or no compound (high control) in duplicate (e.g., highest concentration 10-50 µM with subsequent serial 1:4 dilutions). Following a short preincubation period, reactions are started with the cofactor (NADPH, 1 mM) and stopped by cooling the incubation down to 8 °C and subsequently by addition of one volume of acetonitrile. An internal standard solution - the stable isotope ¹³C6-hydroxydiclofenac - is added after quenching of incubations. Peak area analyte (= metabolite formed) and internal standard is determined by LC-MS/MS. The resulting peak area ratio analyte to internal standard in these incubations is compared to a control activity containing no test compound. Within each of the assay runs, the IC₅₀ of a positive control inhibitor (sulfaphenazole) is determined. Experimental IC₅₀ values are calculated by least square regression according to the following equation:

$$\% \text{ control activity} = (100 \% \text{ control activity} / (1 + (I/IC_{50})^S)) - B$$

with I = inhibitor concentration; S = slope factor; B = background activity (lower plateau of the inhibition curve)

If the inhibition of the reaction is already >50% at the lowest concentration of the test compound, the IC₅₀ is assigned "< lowest concentration tested" (usually <0.4 µM). If the inhibition of the reaction is still <50% at the highest concentration of the test compound, the IC₅₀ is assigned "> highest concentration tested" (usually >50 µM).

The compounds of the invention show lower inhibition of the cytochrome P450 2C9-isoenzyme compared with the bulk of compounds explicitly disclosed in WO 2013/178575. Their potential for causing unwanted side-effects is therefore decreased. The following table displays the data for selected compounds of this invention and compounds from WO 2013/178575 (for structures see above below Table 3).

Table 6:

Example in this invention	IC ₅₀ [μM]	Example in WO 2013/178575	IC ₅₀ [μM]
1	48	11	17
2	>50	15	31
3	>50	45	10
4	>50	17	14
5	48	33	7
6	>50	54	10
7	>50		
8	>50		
13	>50		
14	>50		
15	>50		
16	>50		
17	36		
19	35		
20	33		
21	>50		
22	>50		
23	15		
24	>50		
25	>50		
26	>50		
28	>50		
29	>50		
31	27		
32	24		
33	>50		
34	>50		
35	34		
36	>50		

37	>50		
40	>50		
41	>50		
44	>50		
45	>50		
46	9		
47	14		
48	>50		
50	22		
51	17		
53	14		
55	>50		
56	28		
57	48		
58	>50		
59	34		
60	9		
61	33		
63	>50		
64	>50		
66	>50		
71	>50		
72	18		
73	45		
74	14		
75	>50		
76	40		

In view of their ability to modulate the activity of the G-protein-coupled receptor GPR40, in particular an agonistic activity, the compounds of general formula I
5 according to the invention, including the corresponding salts thereof, are theoretically

suitable for the treatment of all those diseases or conditions which may be affected or which are mediated by the activation of the G-protein-coupled receptor GPR40.

Accordingly, the present invention relates to a compound of general formula I as a
5 medicament.

Furthermore, the present invention relates to the use of a compound of general formula I or a pharmaceutical composition according to this invention for the treatment and/or prevention of diseases or conditions which are mediated by the
10 activation of the G-protein-coupled receptor GPR40 in a patient, preferably in a human.

In yet another aspect the present invention relates to a method for treating a disease or condition mediated by the activation of the G-protein-coupled receptor GPR40 in a
15 mammal that includes the step of administering to a patient, preferably a human, in need of such treatment a therapeutically effective amount of a compound or a pharmaceutical composition of the present invention.

Diseases and conditions mediated by agonists of the G-protein-coupled receptor GPR40 embrace metabolic diseases or conditions. According to one aspect the
20 compounds and pharmaceutical compositions of the present invention are particularly suitable for treating diabetes mellitus, in particular Type 2 diabetes, Type 1 diabetes, complications of diabetes (such as e.g. retinopathy, nephropathy or neuropathies, diabetic foot, ulcers or macroangiopathies), metabolic acidosis or
25 ketosis, reactive hypoglycaemia, hyperinsulinaemia, glucose metabolic disorder, insulin resistance, metabolic syndrome, dyslipidaemias of different origins, atherosclerosis and related diseases, obesity, high blood pressure, chronic heart failure, oedema and hyperuricaemia.

30 The compounds and pharmaceutical compositions of the present invention are also suitable for preventing beta-cell degeneration such as e.g. apoptosis or necrosis of pancreatic beta cells. The compounds and pharmaceutical compositions of the present invention are also suitable for improving or restoring the functionality of pancreatic cells, and also for increasing the number and size of pancreatic beta cells.

Therefore according to another aspect the invention relates to compounds of formula I and pharmaceutical compositions according to the invention for use in preventing, delaying, slowing the progression of and/or treating metabolic diseases, particularly in improving the glycaemic control and/or beta cell function in the patient.

In another aspect the invention relates to compounds of formula I and pharmaceutical compositions according to the invention for use in preventing, delaying, slowing the progression of and/or treating type 2 diabetes, overweight, obesity, complications of diabetes and associated pathological conditions.

In addition the compounds and pharmaceutical compositions according to the invention are suitable for use in one or more of the following therapeutic processes:

- for preventing, delaying, slowing the progression of or treating metabolic diseases, such as for example type 1 diabetes, type 2 diabetes, insufficient glucose tolerance, insulin resistance, hyperglycaemia, hyperlipidaemia, hypercholesterolaemia, dyslipidaemia, syndrome X, metabolic syndrome, obesity, high blood pressure, chronic systemic inflammation, retinopathy, neuropathy, nephropathy, atherosclerosis, endothelial dysfunction or bone-related diseases (such as osteoporosis, rheumatoid arthritis or osteoarthritis);
- for improving glycaemic control and/or reducing fasting plasma glucose, postprandial plasma glucose and/or the glycosylated haemoglobin HbA1c;
- for preventing, delaying, slowing or reversing the progression of disrupted glucose tolerance, insulin resistance and/or metabolic syndrome to type 2 diabetes;
- for preventing, delaying, slowing the progression of or treating a condition or a disease selected from among the complications of diabetes, such as for example retinopathy, nephropathy or neuropathies, diabetic foot, ulcers or macroangiopathies;
- for reducing weight or preventing weight gain or assisting weight loss;
- for preventing or treating the degradation of pancreatic beta cells and/or improving and/or restoring the functionality of pancreatic beta cells and/or restoring the functionality of pancreatic insulin secretion;
- for maintaining and/or improving insulin sensitivity and/or preventing or treating hyperinsulinaemia and/or insulin resistance.

In particular, the compounds and pharmaceutical compositions according to the invention are suitable for the treatment of obesity, diabetes (comprising type 1 and type 2 diabetes, preferably type 2 diabetes mellitus) and/or complications of diabetes (such as for example retinopathy, nephropathy or neuropathies, diabetic foot, ulcers or macroangiopathies).

The compounds according to the invention are most particularly suitable for treating type 2 diabetes mellitus.

The dose range of the compounds of general formula I applicable per day is usually from 0.001 to 10 mg per kg body weight, for example from 0.01 to 8 mg per kg body weight of the patient. Each dosage unit may conveniently contain from 0.1 to 1000 mg, for example 0.5 to 500 mg.

The actual therapeutically effective amount or therapeutic dosage will of course depend on factors known by those skilled in the art such as age and weight of the patient, route of administration and severity of disease. In any case the compound or composition will be administered at dosages and in a manner which allows a therapeutically effective amount to be delivered based upon patient's unique condition.

The compounds, compositions, including any combinations with one or more additional therapeutic agents, according to the invention may be administered by oral, transdermal, inhalative, parenteral or sublingual route. Of the possible methods of administration, oral or intravenous administration is preferred.

Pharmaceutical Compositions

Suitable preparations for administering the compounds of formula I, optionally in combination with one or more further therapeutic agents, will be apparent to those with ordinary skill in the art and include for example tablets, pills, capsules, suppositories, lozenges, troches, solutions, syrups, elixirs, sachets, injectables, inhalatives and powders etc. Oral formulations, particularly solid forms such as e.g. tablets or capsules are preferred. The content of the pharmaceutically active

compound(s) is advantageously in the range from 0.1 to 90 wt.-%, for example from 1 to 70 wt.-% of the composition as a whole.

Suitable tablets may be obtained, for example, by mixing one or more compounds according to formula I with known excipients, for example inert diluents, carriers, disintegrants, adjuvants, surfactants, binders and/or lubricants. The tablets may also consist of several layers. The particular excipients, carriers and/or diluents that are suitable for the desired preparations will be familiar to the skilled man on the basis of his specialist knowledge. The preferred ones are those that are suitable for the particular formulation and method of administration that are desired. The preparations or formulations according to the invention may be prepared using methods known *per se* that are familiar to the skilled man, such as for example by mixing or combining at least one compound of formula I according to the invention, or a pharmaceutically acceptable salt of such a compound, and one or more excipients, carriers and/or diluents.

Combination Therapy

The compounds of the invention may further be combined with one or more, preferably one additional therapeutic agent. According to one embodiment the additional therapeutic agent is selected from the group of therapeutic agents useful in the treatment of diseases or conditions described hereinbefore, in particular associated with metabolic diseases or conditions such as for example diabetes mellitus, obesity, diabetic complications, hypertension, hyperlipidemia. Additional therapeutic agents which are suitable for such combinations include in particular those which for example potentiate the therapeutic effect of one or more active substances with respect to one of the indications mentioned and/or which allow the dosage of one or more active substances to be reduced.

Therefore a compound of the invention may be combined with one or more additional therapeutic agents selected from the group consisting of antidiabetic agents, agents for the treatment of overweight and/or obesity and agents for the treatment of high blood pressure, heart failure and/or atherosclerosis.

Antidiabetic agents are for example metformin, sulphonylureas, nateglinide, repaglinide, thiazolidinediones, PPAR-(alpha, gamma or alpha/gamma) agonists or modulators, alpha-glucosidase inhibitors, DPPIV inhibitors, SGLT2-inhibitors, insulin and insulin analogues, GLP-1 and GLP-1 analogues or amylin and amylin analogues, cycloset, 11 β -HSD inhibitors. Other suitable combination partners are inhibitors of protein tyrosinephosphatase 1, substances that affect deregulated glucose production in the liver, such as e.g. inhibitors of glucose-6-phosphatase, or fructose-1,6-bisphosphatase, glycogen phosphorylase, glucagon receptor antagonists and inhibitors of phosphoenol pyruvate carboxykinase, glycogen synthase kinase or pyruvate dehydrokinase, alpha2-antagonists, CCR-2 antagonists or glucokinase activators. One or more lipid lowering agents are also suitable as combination partners, such as for example HMG-CoA-reductase inhibitors, fibrates, nicotinic acid and the derivatives thereof, PPAR-(alpha, gamma or alpha/gamma) agonists or modulators, PPAR-delta agonists, ACAT inhibitors or cholesterol absorption inhibitors such as, bile acid-binding substances such as, inhibitors of ileac bile acid transport, MTP inhibitors, or HDL-raising compounds such as CETP inhibitors or ABC1 regulators.

Therapeutic agents for the treatment of overweight and/or obesity are for example antagonists of the cannabinoid1 receptor, MCH-1 receptor antagonists, MC4 receptor agonists, NPY5 or NPY2 antagonists, β 3-agonists, leptin or leptin mimetics, agonists of the 5HT2c receptor.

Therapeutic agents for the treatment of high blood pressure, chronic heart failure and/or atherosclerosis are for example A-II antagonists or ACE inhibitors, ECE inhibitors, diuretics, β -blockers, Ca-antagonists, centrally acting antihypertensives, antagonists of the alpha-2-adrenergic receptor, inhibitors of neutral endopeptidase, thrombocyte aggregation inhibitors and others or combinations thereof are suitable. Angiotensin II receptor antagonists are preferably used for the treatment or prevention of high blood pressure and complications of diabetes, often combined with a diuretic such as hydrochlorothiazide.

The dosage for the combination partners mentioned above is usually 1/5 of the lowest dose normally recommended up to 1/1 of the normally recommended dose.

Preferably, compounds of the present invention and/or pharmaceutical compositions comprising a compound of the present invention optionally in combination with one or more additional therapeutic agents are administered in conjunction with exercise
5 and/or a diet.

Therefore, in another aspect, this invention relates to the use of a compound according to the invention in combination with one or more additional therapeutic agents described hereinbefore and hereinafter for the treatment of diseases or
10 conditions which may be affected or which are mediated by the activation of the G-protein-coupled receptor GPR40, in particular diseases or conditions as described hereinbefore and hereinafter.

In yet another aspect the present invention relates a method for treating a disease or
15 condition mediated by the activation of the G-protein-coupled receptor GPR40 in a patient that includes the step of administering to the patient, preferably a human, in need of such treatment a therapeutically effective amount of a compound of the present invention in combination with a therapeutically effective amount of one or more additional therapeutic agents described in hereinbefore and hereinafter,

20 The use of the compound according to the invention in combination with the additional therapeutic agent may take place simultaneously or at staggered times.

The compound according to the invention and the one or more additional therapeutic
25 agents may both be present together in one formulation, for example a tablet or capsule, or separately in two identical or different formulations, for example as a so-called kit-of-parts.

Consequently, in another aspect, this invention relates to a pharmaceutical com-
30 position which comprises a compound according to the invention and one or more additional therapeutic agents described hereinbefore and hereinafter, optionally together with one or more inert carriers and/or diluents.

Other features and advantages of the present invention will become apparent from the following more detailed Examples which illustrate, by way of example, the principles of the invention.

5

Examples

- 10 The terms "ambient temperature" and "room temperature" are used interchangeably and designate a temperature of about 20 °C.

As a rule, ¹H-NMR and/or mass spectra have been obtained for the compounds prepared.

- Intermediates and Examples reported in the following bearing a basic or acidic group
15 may be obtained as a corresponding salt or neutral compound depending on the purification method and conditions employed. Salts can be transformed into their neutral counterparts by standard procedures known to the one skilled in the art.

- Analytical HPLC parameters employed for characterization of products (TFA denotes
20 trifluoroacetic acid and FA denotes formic acid):

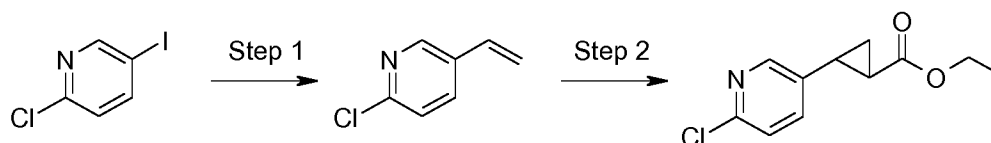
Method:	1			
Device:	Agilent 1200 with DA- and MS-Detector			
Column:	XBridge C18, 3 x 30 mm, 2.5 µm			
Column Supplier:	Waters			
Gradient/Solvent Time [min]	% Solvent [H ₂ O, 0.1% TFA]	% Solvent [Acetonitrile]	Flow [ml/min]	Temperature [°C]
0.00	97	3	2.2	60
0.20	97	3	2.2	60
1.20	0	100	2.2	60
1.25	0	100	3	60
1.40	0	100	3	60

Method:	2			
Device:	Agilent 1200 with DA- and MS-Detector			
Column:	Sunfire, 3 x 30 mm, 2.5 µm			
Column Supplier:	Waters			
Gradient/Solvent Time [min]	% Solvent [H ₂ O, 0.1% TFA]	% Solvent [Acetonitrile]	Flow [ml/min]	Temperature [°C]
0.00	97	3	2.2	60
0.20	97	3	2.2	60
1.20	0	100	2.2	60
1.25	0	100	3	60
1.40	0	100	3	60

Method:	3			
Column:	Sunfire C18, 3 x 30 mm, 2.5 µm			
Column Supplier:	Waters; Waters Acquity, QDa Detector			
Gradient/Solvent Time [min]	% Solvent [H ₂ O, 0.1% TFA]	% Solvent [Acetonitrile]	Flow [ml/min]	Temperature [°C]
0.00	95	5	1.5	60
1.30	0	100	1.5	60
1.50	0	100	1.5	60
1.60	95	5	1.5	60

Intermediate 1

5 trans-2-(6-Chloro-pyridin-3-yl)-cyclopropanecarboxylic acid ethyl ester



Step 1: 2-Chloro-5-vinyl-pyridine

Aqueous 2 M Na₂CO₃ solution (50 mL) is added to a flask charged with a stir bar, 2-chloro-5-iodo-pyridine (10.0 g), vinyl boronic acid pinacol ester (7.9 mL), and 1,4-dioxane (100 mL) at room temperature. The mixture is purged with Ar for 5 min prior to the addition of 1,1'-bis(diphenylphosphino)ferrocenedichloropalladium(II) (1.0 g).

The mixture is stirred at 70 °C overnight. After cooling to room temperature, the mixture is concentrated. Ethyl acetate is added to the residue, and the resulting mixture is washed with water and dried (MgSO₄). The solvent is evaporated, and the residue is chromatographed on silica gel (cyclohexane/ethyl acetate 7:3→0:1) to give the title compound. Mass spectrum (ESI⁺): m/z = 140/142 (Cl) [M+H]⁺.

Alternatively, the title compound is prepared from 2-chloro-pyridine-5-carbaldehyde as described in EP1236723.

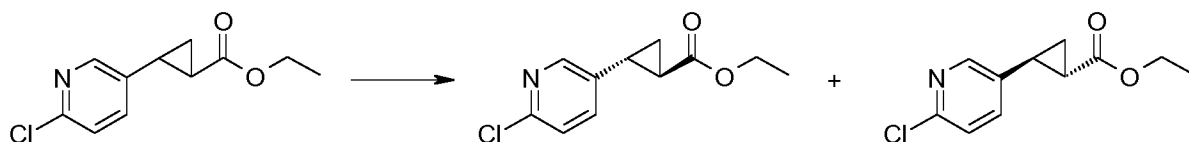
Step 2: *trans*- 2-(6-Chloro-pyridin-3-yl)-cyclopropanecarboxylic acid ethyl ester

5,10,15,20-Tetraphenyl-21H,23H-porphine cobalt(II) (0.5 g), 1-methylimidazole (7.8 g), and ethyl diazoacetate (13% in dichloromethane; 31 mL) are added to a flask charged with a stir bar, 2-chloro-5-vinyl-pyridine (4.4 g), and toluene (50 mL) at room temperature. The mixture is stirred at room temperature for 5 min and then at 80 °C overnight. After cooling to room temperature, the mixture is concentrated and the residue is chromatographed on silica gel (cyclohexane/ethyl acetate 6:1) to give the racemic *trans* configured title compound. Mass spectrum (ESI⁺): m/z = 226/228 (Cl) [M+H]⁺.

Alternatively, the title compound is obtained from 3-(6-chloro-pyridin-3-yl)-acrylic acid ethyl ester and trimethylsulfoxonium halide as described in EP1741708.

Intermediate 2 and 3

(1*R*,2*R*)-2-(6-Chloro-pyridin-3-yl)-cyclopropanecarboxylic acid ethyl ester and (1*S*,2*S*)-2-(6-Chloro-pyridin-3-yl)-cyclopropanecarboxylic acid ethyl ester



The pure title compounds are obtained from the racemic mixture upon SFC separation on chiral phase (column: Chiralcel AD-H (Daicel Corp.), 5 µm, 250 mm x 20 mm; eluent: scCO₂/methanol 90:10, 40 °C, 150 bar, 60 mL/min):

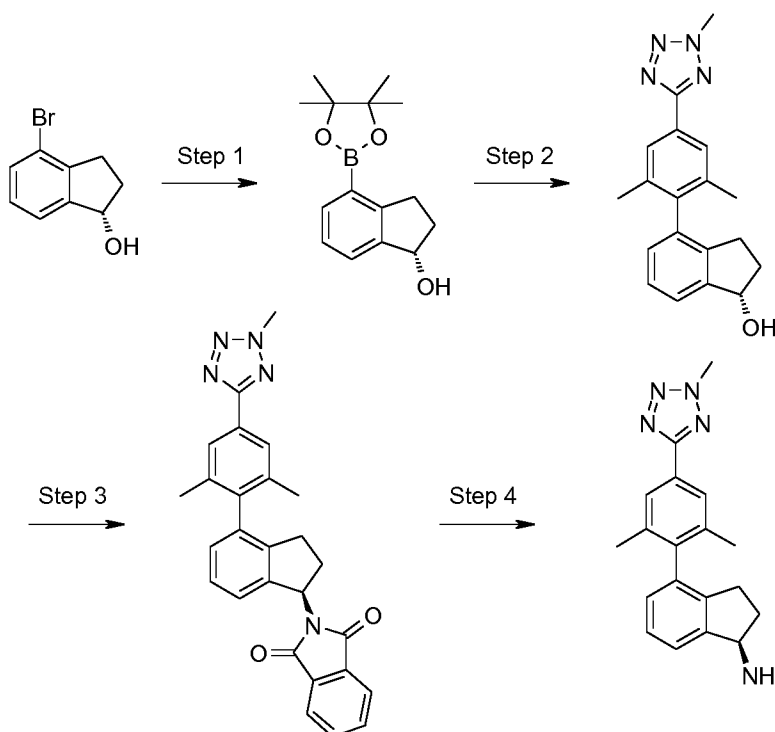
(1*S*,2*S*)-2-(6-Chloro-pyridin-3-yl)-cyclopropanecarboxylic acid ethyl ester: t_R = 5.9 min

(1*R*,2*R*)-2-(6-Chloro-pyridin-3-yl)-cyclopropanecarboxylic acid ethyl ester: t_R = 6.8 min.

Alternatively, the racemic mixture is resolved via crystallization of the diastereomeric salts formed upon treatment of the corresponding racemic mixture of carboxylic acids with (*R*)- or (*S*)-1-phenethylamine in, e.g., an alcohol such as isopropanol. The carboxylic acids of the 1-phenethylammonium salts are liberated and separated by
 5 treatment with hydrochloric acid solution and extraction with ethyl acetate.

Intermediate 4

(*R*)-4-[2,6-Dimethyl-4-(2-methyl-2H-tetrazol-5-yl)-phenyl]-indan-1-ylamine



10

Step 1: (*S*)-4-(4,4,5,5-Tetramethyl-[1,3,2]dioxaborolan-2-yl)-indan-1-ol

Potassium acetate (2.0 g) is added to a flask charged with a stir bar, (*S*)-4-bromoindan-1-ol (2.5 g; for preparation see WO2013/144098), bis(pinacolato)diboron (3.3 g), and 1,4-dioxane (50 mL) at room temperature. The mixture is purged with Ar for 5
 15 min prior to the addition of 1,1'-bis(diphenylphosphino)ferrocenedichloropalladium(II) (0.4 g). The mixture is stirred at 100 °C overnight. After cooling to room temperature, the mixture is diluted with ethyl acetate and washed with aqueous NH₄Cl solution and brine and dried (MgSO₄). The solvent is evaporated, and the residue is chromatographed on silica gel (petrol ether/ethyl acetate) to give the title compound.

20 Mass spectrum (ESI⁺): *m/z* = 243 [M-OH]⁺.

Step 2: (*S*)-4-[2,6-Dimethyl-4-(2-methyl-2H-tetrazol-5-yl)-phenyl]-indan-1-ol

Dicyclohexyl-(2',6'-dimethoxy-biphenyl-2-yl)-phosphane (SPhos, 30 mg) and K_3PO_4 (2 M in water, 0.8 mL) are added to a flask charged with a stir bar, (S)-4-(4,4,5,5-tetramethyl-[1,3,2]dioxaborolan-2-yl)-indan-1-ol (0.10 g), 5-(4-bromo-3,5-dimethyl-phenyl)-2-methyl-2H-tetrazole (0.12 g; for preparation see WO2013/144097), and
5 toluene (2 mL) at room temperature. The mixture is purged with Ar for 5 min prior to the addition of palladium(II) acetate (8 mg). The mixture is stirred at 100 °C for 1 h. After cooling to room temperature, the mixture is diluted with diethyl ether and washed with aqueous NH_4Cl solution and dried ($MgSO_4$). The solvent is evaporated, and the residue is chromatographed on silica gel (petrol ether/ethyl acetate) to give
10 the title compound. Mass spectrum (ESI^+): $m/z = 321 [M+H]^+$.

Step 3: 2- $\{(R)$ -4-[2,6-Dimethyl-4-(2-methyl-2H-tetrazol-5-yl)-phenyl]-indan-1-yl}-isoindole-1,3-dione

Di-*tert*-butyl-azodicarboxylate (0.70 g) is added to a flask charged with a stir bar, (S)-4-[2,6-dimethyl-4-(2-methyl-2H-tetrazol-5-yl)-phenyl]-indan-1-ol (0.72 g), phthalimide
15 (0.37 g), tri-*n*-butyl-phosphine (0.67 g), and tetrahydrofuran (10 mL) chilled in an ice bath. The ice bath is removed and the mixture is stirred at room temperature overnight. The mixture is diluted with ethyl acetate and washed with aqueous $NaHCO_3$ solution and dried ($MgSO_4$). The solvent is evaporated, and the residue is chromatographed on silica gel (petrol ether/ethyl acetate) to give the title compound.

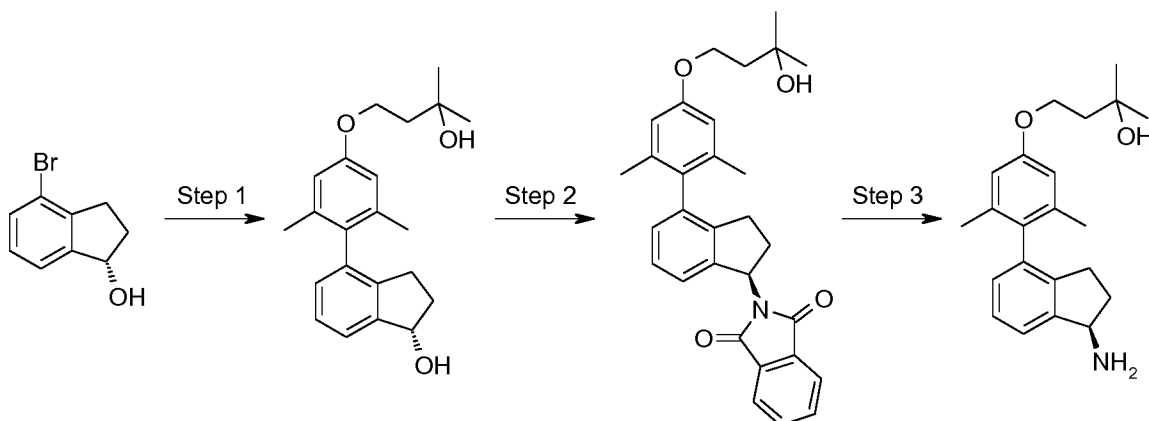
20 Mass spectrum (ESI^+): $m/z = 450 [M+H]^+$.

Step 4: (R)-4-[2,6-Dimethyl-4-(2-methyl-2H-tetrazol-5-yl)-phenyl]-indan-1-ylamine

Hydrazine hydrate (0.83 g) is added to a flask charged with a stir bar, 2- $\{(R)$ -4-[2,6-dimethyl-4-(2-methyl-2H-tetrazol-5-yl)-phenyl]-indan-1-yl}-isoindole-1,3-dione (0.81 g), and methanol (5 mL) at room temperature. The mixture is stirred at room
25 temperature overnight. The mixture is diluted with ethyl acetate and filtered. The solvent is evaporated, and the residue is purified by HPLC on reversed phase (acetonitrile, water, ammonia) to give the title compound. Mass spectrum (ESI^+): $m/z = 303 [M-NH_2]^+$.

30 Intermediate 5

4-[4- $\{(R)$ -1-Amino-indan-4-yl]-3,5-dimethyl-phenoxy]-2-methyl-butan-2-ol



Step 1: (S)-4-[4-(3-Hydroxy-3-methyl-butoxy)-2,6-dimethyl-phenyl]-indan-1-ol

The title compound is prepared from (S)-4-bromo-indan-1-ol (for preparation see WO2013/144098) and 4-(3-hydroxy-3-methyl-butoxy)-2,6-dimethyl-phenylboronic acid (for preparation see WO2015/44073) following a procedure analogous to that described in Step 2 of Intermediate 4. Mass spectrum (ESI⁺): m/z = 323 [M-NH₂]⁺.

Step 2: 2-((R)-4-[4-(3-Hydroxy-3-methyl-butoxy)-2,6-dimethyl-phenyl]-indan-1-yl)-isoindole-1,3-dione

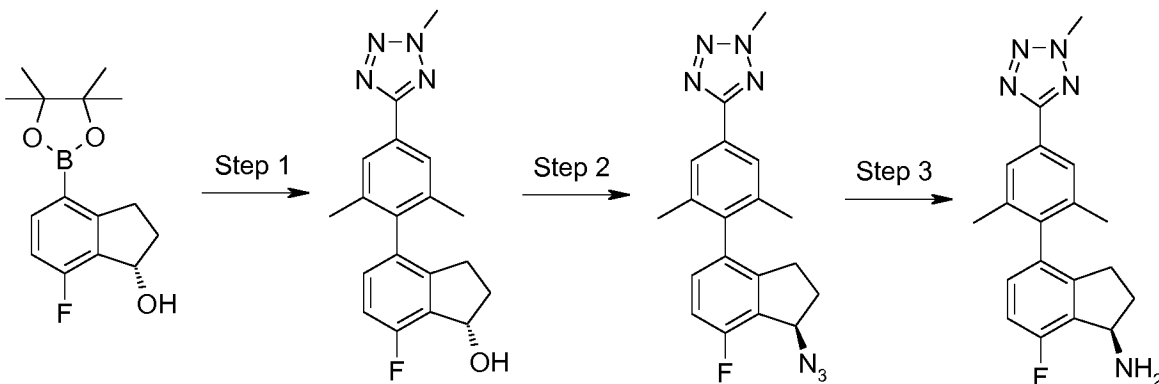
The title compound is prepared from (S)-4-[4-(3-hydroxy-3-methyl-butoxy)-2,6-dimethyl-phenyl]-indan-1-ol following a procedure analogous to that described in Step 3 of Intermediate 4. Mass spectrum (ESI⁺): m/z = 452 [M-NH₂]⁺.

Step 3: 4-[4-((R)-1-Amino-indan-4-yl)-3,5-dimethyl-phenoxy]-2-methyl-butan-2-ol

The title compound is prepared from 2-((R)-4-[4-(3-hydroxy-3-methyl-butoxy)-2,6-dimethyl-phenyl]-indan-1-yl)-isoindole-1,3-dione following a procedure analogous to that described in Step 4 of Intermediate 4. Mass spectrum (ESI⁺): m/z = 323 [M-NH₂]⁺.

Intermediate 6

(R)-4-[2,6-Dimethyl-4-(2-methyl-2H-tetrazol-5-yl)-phenyl]-7-fluoro-indan-1-ylamine



Step 1: (S)-4-[2,6-Dimethyl-4-(2-methyl-2H-tetrazol-5-yl)-phenyl]-7-fluoro-indan-1-ol

The title compound is prepared from (S)-4-(4,4,5,5-tetramethyl-[1,3,2]dioxaborolan-2-yl)-indan-1-ol (is obtained from (S)-4-bromo-7-fluoro-indan-1-ol employing the procedure described in Step 1 of Intermediate 4) and 5-(4-bromo-3,5-dimethyl-phenyl)-2-methyl-2H-tetrazole following a procedure analogous to that described in Step 2 of Intermediate 4. Mass spectrum (ESI⁺): m/z = 339 [M+H]⁺.

Step 2: 5-[4-((R)-1-Azido-7-fluoro-indan-4-yl)-3,5-dimethyl-phenyl]-2-methyl-2H-tetrazole

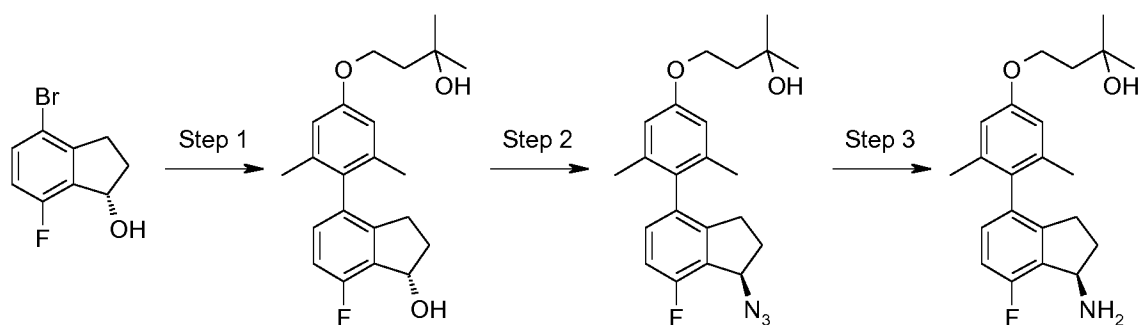
Diphenylphosphoryl azide (2.3 mL) is added over a period of 2 h to a flask charged with a stir bar, (S)-4-[2,6-dimethyl-4-(2-methyl-2H-tetrazol-5-yl)-phenyl]-7-fluoro-indan-1-ol (3.45 g), 1,8-diazabicyclo[5.4.0]undec-7-ene (2.35 mL), and toluene (75 mL) chilled in an ice bath. The cooling bath is removed and the mixture is stirred at room temperature overnight. The mixture is diluted with ethyl acetate and washed with water and brine and dried (Na₂SO₄). The solvent is evaporated, and the residue is chromatographed on silica gel (cyclohexane/ethyl acetate 9:1→3:2) to give the title compound. Mass spectrum (ESI⁺): m/z = 364 [M+H]⁺.

Step 3: (R)-4-[2,6-Dimethyl-4-(2-methyl-2H-tetrazol-5-yl)-phenyl]-7-fluoro-indan-1-ylamine

A flask charged with 5-[4-((R)-1-azido-7-fluoro-indan-4-yl)-3,5-dimethyl-phenyl]-2-methyl-2H-tetrazole (2.33 g), 10% palladium on carbon (0.4 g), and ethanol (75 mL) is shaken under hydrogen atmosphere (3 bar) at room temperature for 7 h. The mixture is filtered and the filtrate is concentrated to give the title compound. Mass spectrum (ESI⁺): m/z = 338 [M+H]⁺.

Intermediate 7

4-[4-((R)-1-Amino-7-fluoro-indan-4-yl)-3,5-dimethyl-phenoxy]-2-methyl-butan-2-ol



Step 1: (S)-7-Fluoro-4-[4-(3-hydroxy-3-methyl-butoxy)-2,6-dimethyl-phenyl]-indan-1-ol

The title compound is prepared from (S)-4-bromo-7-fluoro-indan-1-ol (for preparation see WO2013/144097) and 4-(3-hydroxy-3-methyl-butoxy)-2,6-dimethyl-phenylboronic acid (for preparation see WO2015/44073) following a procedure analogous to that described in Step 2 of Intermediate 4. Mass spectrum (ESI⁺): m/z = 341 [M-OH]⁺.

Step 2: 4-[4-((R)-1-Azido-7-fluoro-indan-4-yl)-3,5-dimethyl-phenoxy]-2-methyl-butan-2-ol

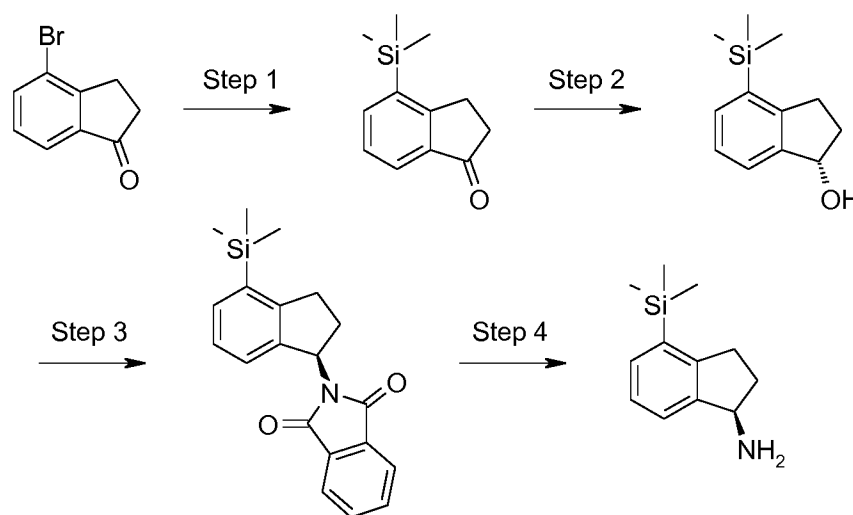
The title compound is prepared from (S)-7-fluoro-4-[4-(3-hydroxy-3-methyl-butoxy)-2,6-dimethyl-phenyl]-indan-1-ol following a procedure analogous to that described in Step 2 of Intermediate 6. Mass spectrum (ESI⁺): m/z = 406 [M+Na]⁺.

Step 3: 4-[4-((R)-1-Amino-7-fluoro-indan-4-yl)-3,5-dimethyl-phenoxy]-2-methyl-butan-2-ol

The title compound is prepared from 4-[4-((R)-1-azido-7-fluoro-indan-4-yl)-3,5-dimethyl-phenoxy]-2-methyl-butan-2-ol following a procedure analogous to that described in Step 3 of Intermediate 6. Mass spectrum (ESI⁺): m/z = 341 [M-NH₂]⁺.

Intermediate 8

(R)-4-Trimethylsilyl-indan-1-ylamine



Step 1: 4-Trimethylsilyl-indan-1-one

A flask charged with a stir bar, 4-bromo-indan-1-one (5.00 g), 1,1,1,2,2,2-hexamethyldisilane (8.7 mL), KF (6.90 g), water (0.43 mL), and 1,4-dioxane (100 mL) is purged with Ar at room temperature for 5 min. Tris(dibenzylideneacetone)-dipalladium(0) (0.87 g) and biphen-2-yl-dicyclohexyl-phosphine (1.00 g) are added,

and the mixture is stirred at 100 °C overnight. After cooling to room temperature, the mixture is diluted with ethyl acetate and washed with aqueous NH₄Cl solution and dried (MgSO₄). The solvent is evaporated, and the residue is chromatographed on silica gel (cyclohexane/ethyl acetate 99:1→4:1) to give the title compound. Mass spectrum (ESI⁺): m/z = 205 [M+H]⁺.

Step 2: (S)-4-Trimethylsilanyl-indan-1-ol

Formic acid (0.22 mL) is added to a solution of triethylamine (0.70 mL) in dichloromethane (4 mL) chilled in an ice bath. 4-Trimethylsilyl-indan-1-one (0.34 g) is added and the solution is warmed to room temperature. The flask is purged with argon for 5 min prior to the addition of chloro{[(1S,2S)-(-)-2-amino-1,2-diphenylethyl](4-toluenesulfonyl)amido}-(mesitylene)ruthenium(II) (52 mg). The mixture is stirred at room temperature overnight. Water is added and the resulting mixture is extracted with dichloromethane. The combined extract is dried (MgSO₄) and concentrated. The residue is chromatographed on silica gel (cyclohexane/ethyl acetate 99:1→2:1) to give the title compound. Mass spectrum (ESI⁺): m/z = 189 [M-OH]⁺.

Step 3: 2-((R)-4-Trimethylsilyl-indan-1-yl)-isoindole-1,3-dione

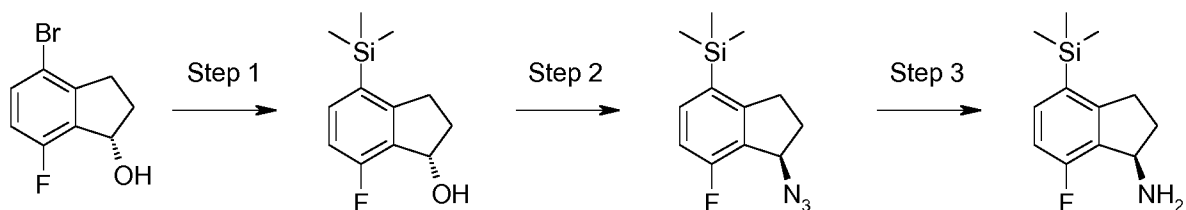
The title compound is prepared from (S)-4-trimethylsilyl-indan-1-ol following a procedure analogous to that described in Step 3 of Intermediate 4; alternatively, triphenylphosphine is used instead of tri-*n*-butyl-phosphine. Mass spectrum (ESI⁺): m/z = 336 [M+H]⁺.

Step 4: (R)-4-Trimethylsilyl-indan-1-ylamine

The title compound is prepared from 2-((R)-4-trimethylsilyl-indan-1-yl)-isoindole-1,3-dione following a procedure analogous to that described in Step 4 of Intermediate 4. Mass spectrum (ESI⁺): m/z = 189 [M-NH₂]⁺.

Intermediate 9

(R)-7-Fluoro-4-trimethylsilanyl-indan-1-ylamine



Step 1: (S)-7-Fluoro-4-trimethylsilyl-indan-1-ol

n-Butyl lithium (1.6 mol/L in hexanes; 60 mL) is added dropwise to a flask charged with a stir bar, (*S*)-4-bromo-7-fluoro-indan-1-ol (10.0 g), and tetrahydrofuran (80 mL) cooled to -75 °C. The mixture is stirred below -70 °C for 45 min prior to the addition of chlorotrimethylsilane (12 mL). The mixture is warmed to room temperature overnight.

- 5 The mixture is cooled to -50 °C, treated with 4 M aqueous HCl solution (25 mL), and warmed to room temperature. The mixture is concentrated, and the residue is chromatographed on silica gel (cyclohexane/ethyl acetate 3:1→2:3) to give the title compound. Mass spectrum (ESI⁺): *m/z* = 207 [M-OH]⁺.

Step 2: ((*R*)-1-Azido-7-fluoro-indan-4-yl)-trimethyl-silane

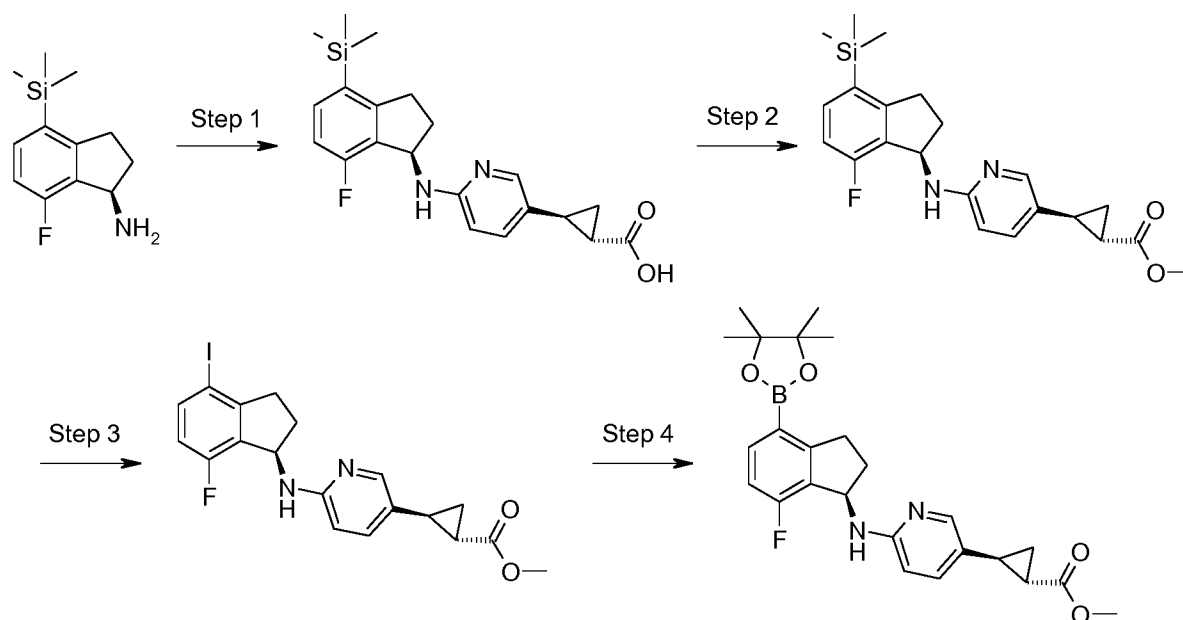
- 10 The title compound is prepared from (*S*)-7-fluoro-4-trimethylsilyl-indan-1-ol following a procedure analogous to that described in Step 2 of Intermediate 6. Mass spectrum (ESI⁺): *m/z* = 207 [M-N₃]⁺.

Step 3: (*R*)-7-Fluoro-4-trimethylsilyl-indan-1-ylamine

- 15 The title compound is prepared from ((*R*)-1-azido-7-fluoro-indan-4-yl)-trimethyl-silane following a procedure analogous to that described in Step 3 of Intermediate 6. Mass spectrum (ESI⁺): *m/z* = 224 [M+H]⁺.

Intermediate 10

- 20 (1*S*,2*S*)-2-[6-[(*R*)-7-Fluoro-4-(4,4,5,5-tetramethyl-[1,3,2]dioxaborolan-2-yl)-indan-1-ylamino]-pyridin-3-yl]-cyclopropanecarboxylic acid methyl ester



Step 1: (1*S*,2*S*)-2-[6-[(*R*)-7-Fluoro-4-trimethylsilyl-indan-1-ylamino]-pyridin-3-yl]-cyclopropanecarboxylic acid

The title compound is prepared from (1*S*,2*S*)-2-(6-chloro-pyridin-3-yl)-cyclopropanecarboxylic acid ethyl ester and (*R*)-7-fluoro-4-trimethylsilyl-indan-1-ylamine following a procedure analogous to that described for Example 1. Mass spectrum (ESI⁺): m/z = 385 [M+H]⁺.

- 5 Step 2: (1*S*,2*S*)-2-[6-((*R*)-7-Fluoro-4-trimethylsilyl-indan-1-ylamino)-pyridin-3-yl]-cyclopropanecarboxylic acid methyl ester

Iodomethane (0.38 mL) is added to a mixture of (1*S*,2*S*)-2-[6-((*R*)-7-fluoro-4-trimethylsilyl-indan-1-ylamino)-pyridin-3-yl]-cyclopropanecarboxylic acid (2.15 g), K₂CO₃ (1.00 g), and N,N-dimethylformamide (10 mL) at room temperature. The
10 mixture is stirred at room temperature overnight. Water is added and the resulting mixture is extracted with ethyl acetate. The combined extract is dried (Na₂SO₄) and concentrated. The residue is chromatographed on silica gel (cyclohexane/ethyl acetate 99:1→4:1) to give the title compound. Mass spectrum (ESI⁺): m/z = 399 [M+H]⁺.

- 15 Step 3: (1*S*,2*S*)-2-[6-((*R*)-7-Fluoro-4-iodo-indan-1-ylamino)-pyridin-3-yl]-cyclopropanecarboxylic acid methyl ester

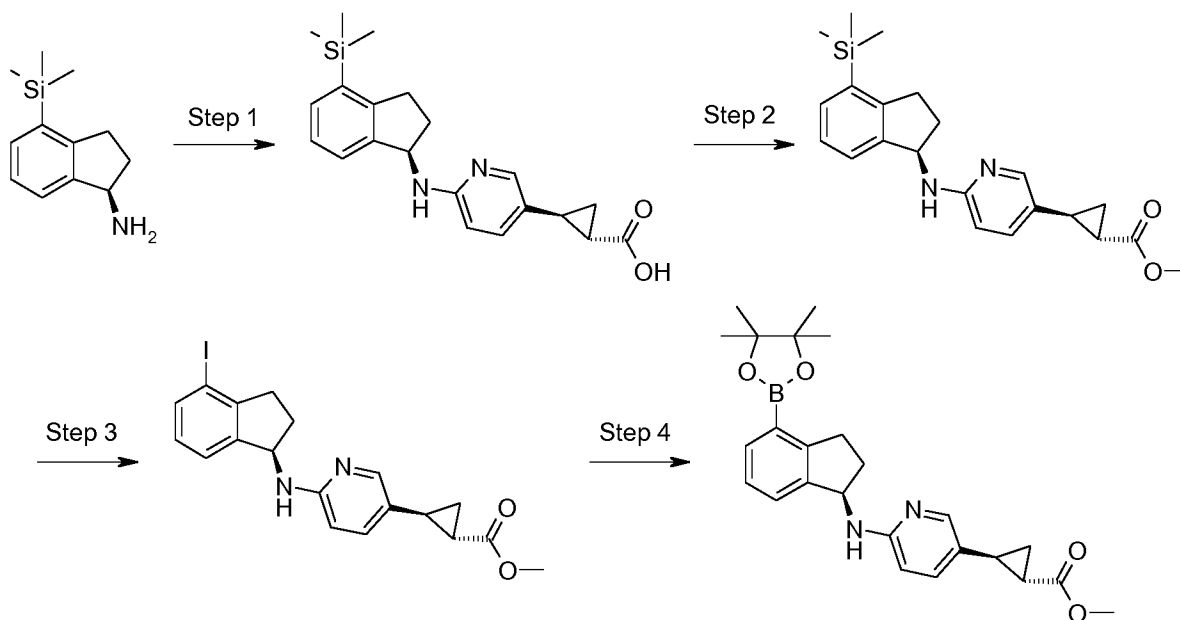
Iodine monochloride (1 M in dichloromethane; 3.5 mL) is added to (1*S*,2*S*)-2-[6-((*R*)-7-fluoro-4-trimethylsilyl-indan-1-ylamino)-pyridin-3-yl]-cyclopropanecarboxylic acid methyl ester (1.28 g) in dichloromethane (10 mL) chilled in an ice bath. The solution
20 is warmed to room temperature overnight. Aqueous NaHCO₃ solution is added and the resulting mixture is extracted with dichloromethane. The combined extract is dried (Na₂SO₄) and concentrated. The residue is chromatographed on silica gel (cyclohexane/ethyl acetate 99:1→4:1) to give the title compound. Mass spectrum (ESI⁺): m/z = 453 [M+H]⁺.

- 25 Step 4: (1*S*,2*S*)-2-{6-[(*R*)-7-Fluoro-4-(4,4,5,5-tetramethyl-[1,3,2]dioxaborolan-2-yl)-indan-1-ylamino]-pyridin-3-yl}-cyclopropanecarboxylic acid methyl ester

The title compound is prepared from (1*S*,2*S*)-2-[6-((*R*)-7-fluoro-4-iodo-indan-1-ylamino)-pyridin-3-yl]-cyclopropanecarboxylic acid methyl ester following a procedure analogous to that described in Step 1 of Intermediate 4;
30 tetrakis(triphenylphosphine)palladium(0) is used instead of 1,1'-bis(diphenylphosphino)ferrocenedichloropalladium(II). Mass spectrum (ESI⁺): m/z = 453 [M+H]⁺.

Intermediate 11

(1S,2S)-2-[6-[(*R*)-4-(4,4,5,5-Tetramethyl-[1,3,2]dioxaborolan-2-yl)-indan-1-ylamino]-pyridin-3-yl]-cyclopropanecarboxylic acid methyl ester



Step 1: (1S,2S)-2-[6-((*R*)-4-Trimethylsilyl-indan-1-ylamino)-pyridin-3-yl]-

5 cyclopropanecarboxylic acid

The title compound is prepared from (1S,2S)-2-(6-chloro-pyridin-3-yl)-cyclopropanecarboxylic acid ethyl ester and (*R*)-4-trimethylsilyl-indan-1-ylamine following a procedure analogous to that described for Example 1.

Step 2: (1S,2S)-2-[6-((*R*)-4-Trimethylsilyl-indan-1-ylamino)-pyridin-3-yl]-

10 cyclopropanecarboxylic acid methyl ester

The title compound is prepared from (1S,2S)-2-[6-((*R*)-4-trimethylsilyl-indan-1-ylamino)-pyridin-3-yl]-cyclopropanecarboxylic acid following a procedure analogous to that described in Step 2 of Intermediate 10.

Step 3: (1S,2S)-2-[6-((*R*)-4-Iodo-indan-1-ylamino)-pyridin-3-yl]-

15 cyclopropanecarboxylic acid methyl ester

The title compound is prepared from (1S,2S)-2-[6-((*R*)-4-trimethylsilyl-indan-1-ylamino)-pyridin-3-yl]-cyclopropanecarboxylic acid methyl ester following a procedure analogous to that described in Step 3 of Intermediate 10.

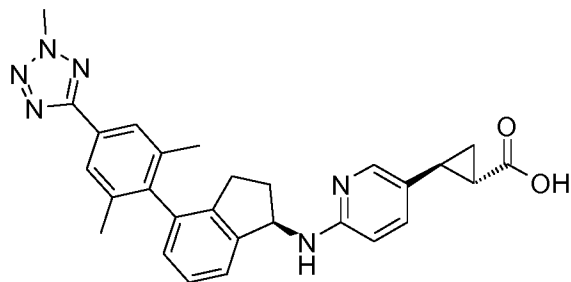
Step 4: (1S,2S)-2-[6-[(*R*)-4-(4,4,5,5-Tetramethyl-[1,3,2]dioxaborolan-2-yl)-indan-1-ylamino]-pyridin-3-yl]-cyclopropanecarboxylic acid methyl ester

20

The title compound is prepared from (1S,2S)-2-[6-((*R*)-4-iodo-indan-1-ylamino)-pyridin-3-yl]-cyclopropanecarboxylic acid methyl ester following a procedure analogous to that described in Step 1 of Intermediate 4.

Example 1

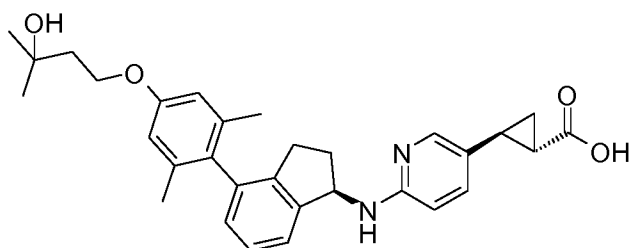
(1S,2S)-2-(6-((R)-4-[2,6-Dimethyl-4-(2-methyl-2H-tetrazol-5-yl)-phenyl]-indan-1-ylamino)-pyridin-3-yl)-cyclopropanecarboxylic acid



A vial is charged with a stir bar, (R)-4-[2,6-dimethyl-4-(2-methyl-2H-tetrazol-5-yl)-phenyl]-indan-1-ylamine (0.35 g), (1S,2S)-2-(6-chloro-pyridin-3-yl)-cyclopropanecarboxylic acid ethyl ester (0.30 g), sodium *tert*-butoxide (44 mg), and 1,4-dioxane (3 mL) at room temperature. The vial is purged with Ar for 10 min prior to the addition of chloro[2-(dicyclohexylphosphino)-3,6-dimethoxy-2',4',6'-triisopropyl-1,1'-biphenyl][2-(2-aminoethyl)phenyl]palladium(II) (BRETTPHOS Pd G1 methyl-*tert*-butyl ether adduct; 44 mg). The vial is sealed and the mixture is stirred in a microwave oven at 100 °C for 30 min. After cooling to room temperature, aqueous NaOH solution (10 M, 2 mL) is added and the mixture is stirred at 40 °C overnight. The mixture is acidified with 4 M hydrochloric acid, diluted with N,N-dimethylformamide and chromatographed (HPLC on reversed phase using acetonitrile, water and trifluoroacetic acid as eluent). The title compound is then obtained as trifluoroacetic acid salt that can be freed from trifluoroacetic acid employing standard procedures. LC (method 2): t_R = 0.85 min; Mass spectrum (ESI⁺): m/z = 479 [M-H]⁺.

Example 2

(1S,2S)-2-(6-((R)-4-[4-(3-Hydroxy-3-methyl-butoxy)-2,6-dimethyl-phenyl]-indan-1-ylamino)-pyridin-3-yl)-cyclopropanecarboxylic acid

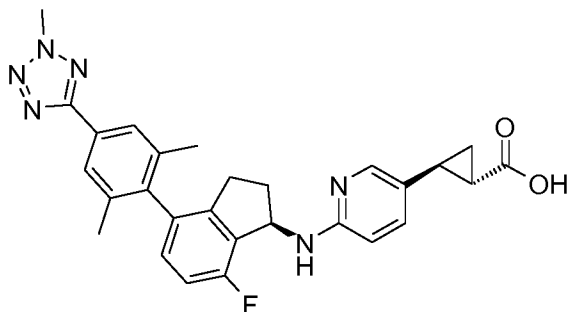


The title compound is prepared from (1*S*,2*S*)-2-(6-chloro-pyridin-3-yl)-cyclopropane-carboxylic acid ethyl ester and 4-[4-((*R*)-1-amino-indan-4-yl)-3,5-dimethyl-phenoxy]-2-methyl-butan-2-ol following a procedure analogous to that described for Example 1. LC (method 2): t_R = 0.87 min; Mass spectrum (ESI⁻): m/z = 499 [M-H]⁻.

5

Example 3

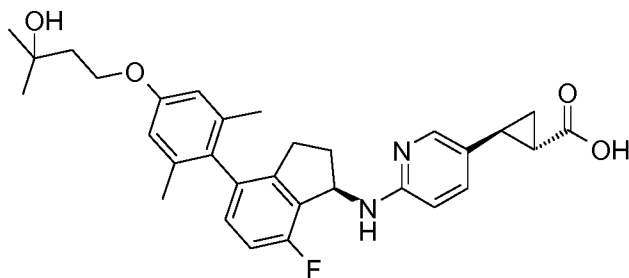
(1*S*,2*S*)-2-(6-((*R*)-4-[2,6-Dimethyl-4-(2-methyl-2H-tetrazol-5-yl)-phenyl]-7-fluoro-indan-1-ylamino)-pyridin-3-yl)-cyclopropanecarboxylic acid



10 The title compound is prepared from (1*S*,2*S*)-2-(6-chloro-pyridin-3-yl)-cyclopropane-carboxylic acid ethyl ester and (*R*)-4-[2,6-dimethyl-4-(2-methyl-2H-tetrazol-5-yl)-phenyl]-7-fluoro-indan-1-ylamine following a procedure analogous to that described for Example 1. LC (method 1): t_R = 0.86 min; Mass spectrum (ESI⁻): m/z = 497 [M-H]⁻.

15 **Example 4**

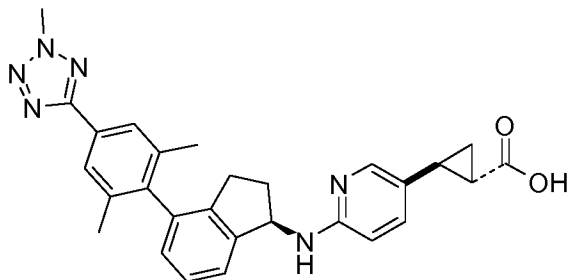
(1*S*,2*S*)-2-(6-((*R*)-7-Fluoro-4-[4-(3-hydroxy-3-methyl-butoxy)-2,6-dimethyl-phenyl]-indan-1-ylamino)-pyridin-3-yl)-cyclopropanecarboxylic acid



20 The title compound is prepared from (1*S*,2*S*)-2-(6-chloro-pyridin-3-yl)-cyclopropane-carboxylic acid ethyl ester and 4-[4-((*R*)-1-amino-7-fluoro-indan-4-yl)-3,5-dimethyl-phenoxy]-2-methyl-butan-2-ol following a procedure analogous to that described for Example 1. LC (method 1): t_R = 0.88 min; Mass spectrum (ESI⁻): m/z = 517 [M-H]⁻.

Example 5

trans-2-(6-((*R*)-4-[2,6-Dimethyl-4-(2-methyl-2H-tetrazol-5-yl)-phenyl]-indan-1-ylamino)-pyridin-3-yl)-cyclopropanecarboxylic acid (ca. 1:1 mixture of *trans*-diastereomers with respect to cyclopropane)

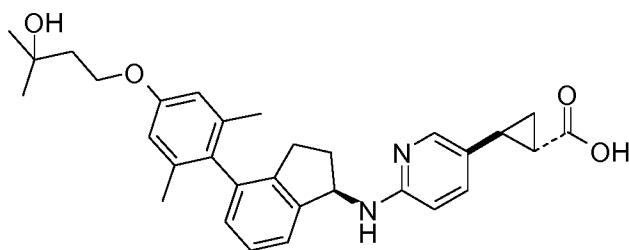


- 5 The title compound is prepared from *trans*-2-(6-chloro-pyridin-3-yl)-cyclopropanecarboxylic acid ethyl ester (racemate) and (*R*)-4-[2,6-dimethyl-4-(2-methyl-2H-tetrazol-5-yl)-phenyl]-indan-1-ylamine following a procedure analogous to that described for Example 1. LC (method 2): $t_R = 0.85$ min; Mass spectrum (ESI⁻): $m/z = 479$ [M-H]⁻.

10

Example 6

trans-2-(6-((*R*)-4-[4-(3-Hydroxy-3-methyl-butoxy)-2,6-dimethyl-phenyl]-indan-1-ylamino)-pyridin-3-yl)-cyclopropanecarboxylic acid (ca. 1:1 mixture of *trans*-diastereomers with respect to cyclopropane)



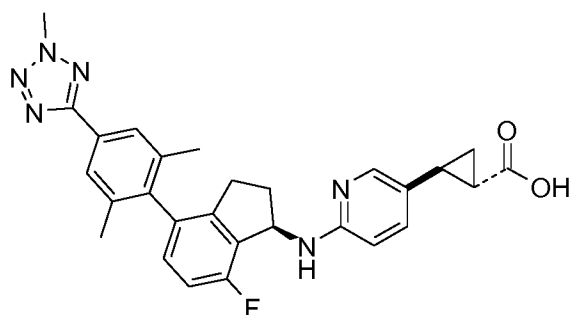
15

The title compound is prepared from *trans*-2-(6-chloro-pyridin-3-yl)-cyclopropanecarboxylic acid ethyl ester (racemate) and 4-[4-((*R*)-1-amino-indan-4-yl)-3,5-dimethyl-phenoxy]-2-methyl-butan-2-ol following a procedure analogous to that described for Example 1. LC (method 2): $t_R = 0.87$ min; Mass spectrum (ESI⁻): $m/z = 499$ [M-H]⁻.

20

Example 7

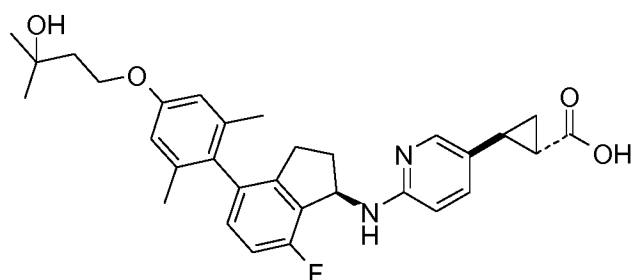
trans-2-(6-((*R*)-4-[2,6-Dimethyl-4-(2-methyl-2H-tetrazol-5-yl)-phenyl]-7-fluoro-indan-1-ylamino)-pyridin-3-yl)-cyclopropanecarboxylic acid (ca. 1:1 mixture of *trans*-diastereomers with respect to cyclopropane)



The title compound is prepared from *trans*-2-(6-chloro-pyridin-3-yl)-cyclopropanecarboxylic acid ethyl ester (racemate) and (*R*)-4-[2,6-dimethyl-4-(2-methyl-2H-tetrazol-5-yl)-phenyl]-7-fluoro-indan-1-ylamine following a procedure analogous to that described for Example 1. LC (method 1): $t_R = 0.86$ min; Mass spectrum (ESI⁻): $m/z = 497$ [M-H]⁻.

Example 8

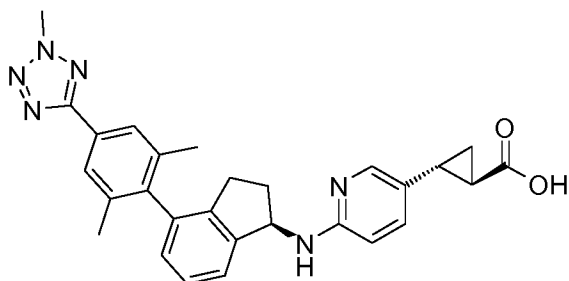
trans-2-(6-((*R*)-7-Fluoro-4-[4-(3-hydroxy-3-methyl-butoxy)-2,6-dimethyl-phenyl]-indan-1-ylamino)-pyridin-3-yl)-cyclopropanecarboxylic acid (ca. 1:1 mixture of *trans*-diastereomers with respect to cyclopropane)



The title compound is prepared from *trans*-2-(6-chloro-pyridin-3-yl)-cyclopropanecarboxylic acid ethyl ester (racemate) and 4-[4-((*R*)-1-amino-7-fluoro-indan-4-yl)-3,5-dimethyl-phenoxy]-2-methyl-butan-2-ol following a procedure analogous to that described for Example 1. LC (method 1): $t_R = 0.88$ min; Mass spectrum (ESI⁻): $m/z = 517$ [M-H]⁻.

Example 9

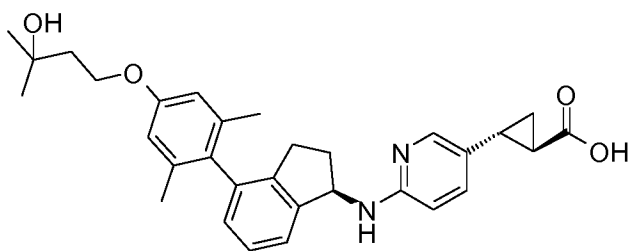
(1*R*,2*R*)-2-(6-((*R*)-4-[2,6-Dimethyl-4-(2-methyl-2H-tetrazol-5-yl)-phenyl]-indan-1-ylamino)-pyridin-3-yl)-cyclopropanecarboxylic acid



The title compound is obtained from the diastereomeric mixture (Example 5) upon SFC separation on chiral phase (column: IC (Daicel Corp.), 5 μ m, 250 mm x 10 mm; eluent: scCO₂/isopropanol+20 mM NH₃ 60:40, 40 °C, 120 bar, 10 mL/min). LC (method 2): t_R = 0.85 min; Mass spectrum (ESI⁻): m/z = 479 [M-H]⁻.

Example 10

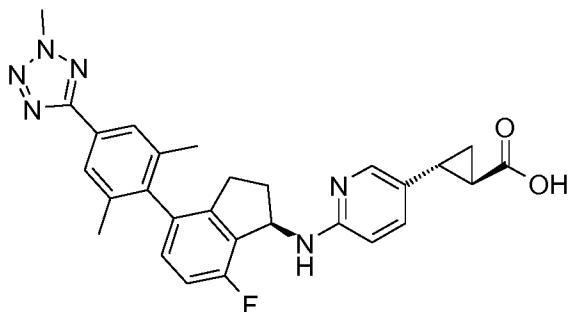
(1R,2R)-2-(6-((R)-4-[4-(3-Hydroxy-3-methyl-butoxy)-2,6-dimethyl-phenyl]-indan-1-ylamino)-pyridin-3-yl)-cyclopropanecarboxylic acid



The title compound is obtained from the diastereomeric mixture (Example 6) upon SFC separation on chiral phase (column: Chiralcel OZ-H (Daicel Corp.), 5 μ m, 250 mm x 10 mm; eluent: scCO₂/ethanol+20 mM NH₃ 80:20, 40 °C, 120 bar, 10 mL/min). LC (method 2): t_R = 0.87 min; Mass spectrum (ESI⁻): m/z = 499 [M-H]⁻.

Example 11

(1R,2R)-2-(6-((R)-4-[2,6-Dimethyl-4-(2-methyl-2H-tetrazol-5-yl)-phenyl]-7-fluoro-indan-1-ylamino)-pyridin-3-yl)-cyclopropanecarboxylic acid

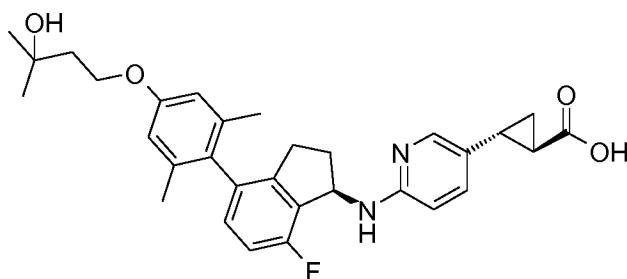


The title compound is obtained from the diastereomeric mixture (Example 7) upon SFC separation on chiral phase (column: Chiralcel AD-H (Daicel Corp.), 5 μ m, 250 mm x 20 mm; eluent: scCO₂/isopropanol+20 mM NH₃ 65:35, 40 °C, 150 bar, 60 mL/min). LC (method 1): t_R = 0.86 min; Mass spectrum (ESI⁻): m/z = 497 [M-H]⁻.

5

Example 12

(1*R*,2*R*)-2-(6-[(*R*)-7-Fluoro-4-[4-(3-hydroxy-3-methyl-butoxy)-2,6-dimethyl-phenyl]-indan-1-ylamino]-pyridin-3-yl)-cyclopropanecarboxylic acid



- 10 The title compound is obtained from the diastereomeric mixture (Example 8) upon SFC separation on chiral phase (column: Chiralcel AD-H (Daicel Corp.), 5 μ m, 250 mm x 20 mm; eluent: scCO₂/ethanol+20 mM NH₃ 65:35, 40 °C, 150 bar, 60 mL/min). LC (method 1): t_R = 0.88 min; Mass spectrum (ESI⁻): m/z = 517 [M-H]⁻.
- 15 The following compounds compiled in the table may be obtained from (1*S*,2*S*)-2-{6-[(*R*)-4-(4,4,5,5-tetramethyl-[1,3,2]dioxaborolan-2-yl)-indan-1-ylamino]-pyridin-3-yl}-cyclopropane-carboxylic acid methyl ester or (1*S*,2*S*)-2-{6-[(*R*)-7-fluoro-4-(4,4,5,5-tetramethyl-[1,3,2]dioxaborolan-2-yl)-indan-1-ylamino]-pyridin-3-yl}-cyclopropanecarboxylic acid methyl ester and the bromide of the respective coupling
- 20 partner following the principal procedure described in Step 2 of Intermediate 4 accompanied or followed by hydrolysis of the resulting methyl ester group.

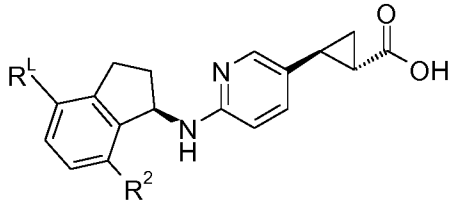
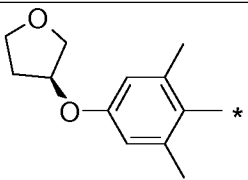
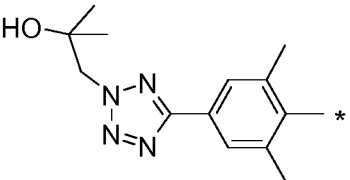
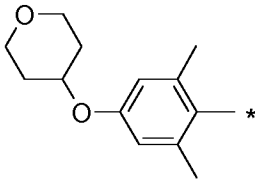
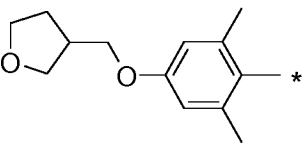
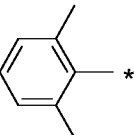
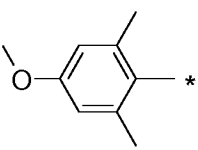
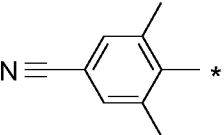
Typical procedure:

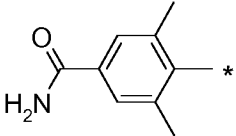
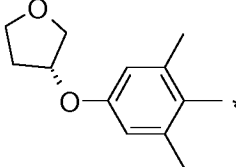
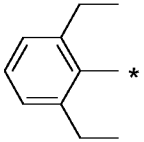
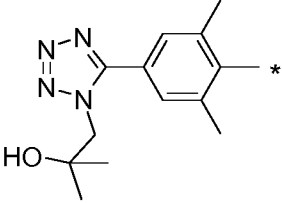
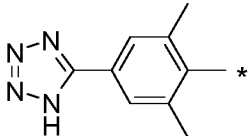
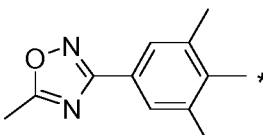
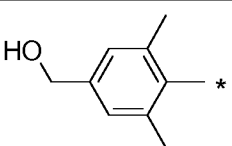
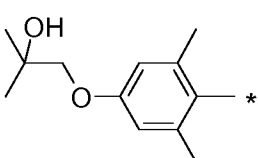
- A vial charged with a stir bar, (1*S*,2*S*)-2-{6-[(*R*)-4-(4,4,5,5-tetramethyl-[1,3,2]dioxaborolan-2-yl)-indan-1-ylamino]-pyridin-3-yl}-cyclopropane-carboxylic acid methyl or
- 25 ethyl ester or (1*S*,2*S*)-2-{6-[(*R*)-7-fluoro-4-(4,4,5,5-tetramethyl-[1,3,2]dioxaborolan-2-yl)-indan-1-ylamino]-pyridin-3-yl}-cyclopropanecarboxylic acid methyl or ethyl ester (0.044 mmol, 1 eq.), the coupling partner as bromide, chloride, or iodide (0.066 mmol, 1.5 eq.), and N,N-dimethylformamide (2 mL) is purged with Ar for 10 min.

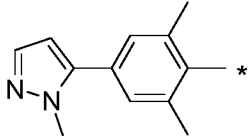
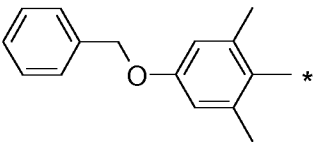
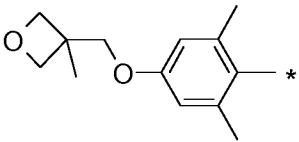
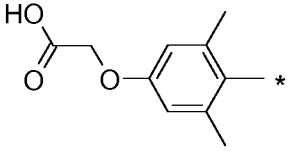
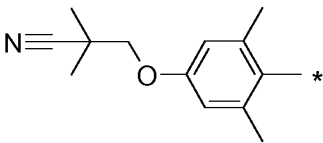
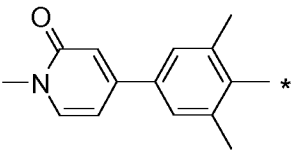
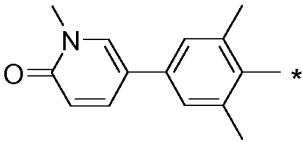
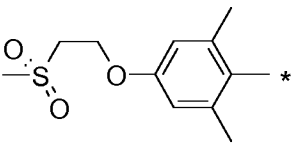
Cs₂CO₃ (2 mol/L in water, 0.133 mmol, 3 eq.) and 1,1'-bis(di-*tert*-butylphosphino)ferrocene-palladium dichloride (0.003 mmol, 7 mol%) are added and the mixture is stirred in a microwave oven at 130 °C for 10 min. After cooling to room temperature, the mixture is acidified with trifluoroacetic acid and passed through a
5 membrane filter. The filtrate is chromatographed (HPLC on reversed phase, acetonitrile/water/trifluoroacetic acid) to afford the coupling product as methyl ester.

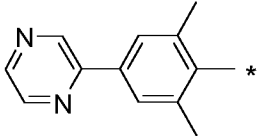
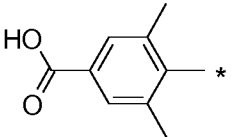
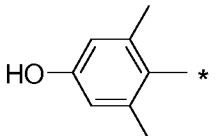
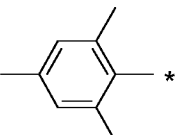
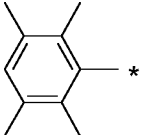
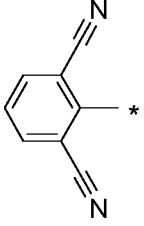
The coupling product obtained as described immediately above is taken up in methanol (1 mL) and tetrahydrofuran (1 mL) and treated with aqueous 4 M NaOH solution (0.1 mL, ca. 20 eq.) at room temperature overnight. The mixture is acidified
10 with trifluoroacetic acid and chromatographed (HPLC on reversed phase, acetonitrile/water/trifluoroacetic acid) to give the corresponding carboxylic acid as trifluoroacetic acid salt. The crude product may also be purified under basic HPLC conditions employing ammonia as additive. The free product is obtained from the salt upon treatment of the dissolved salt with pH adjusted aqueous solution according to
15 standard procedures.

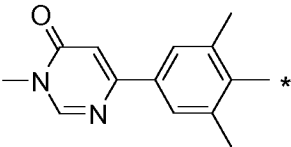
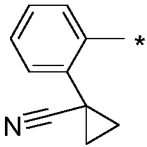
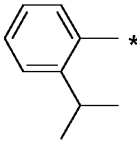
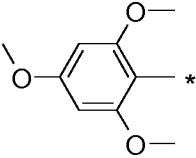
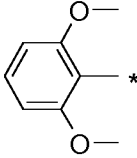
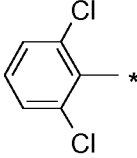
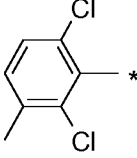
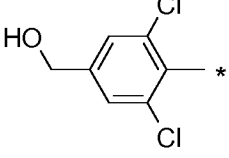
Alternatively, the transition metal catalyzed coupling and the saponification of the resulting ester are carried out in the same reaction vessel without work-up in between by adding the aqueous base to the mixture of the coupling reaction after complete consumption of the boronic ester at room temperature.

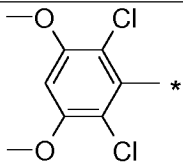
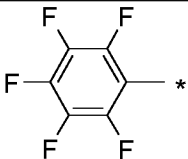
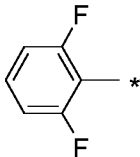
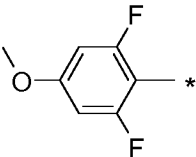
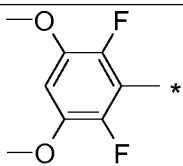
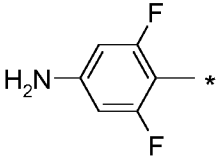
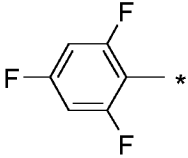
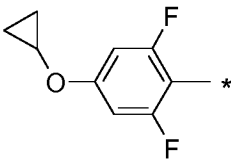
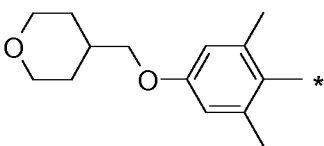
Example			Retention time on HPLC (method) Mass spectrum (MS)
	R^L (coupling partner is R^L -Br)	R^2	
13		F	LC (method 2): $t_R = 0.93$ min MS (ESI ⁻): $m/z = 501$ [M-H] ⁻
14		F	LC (method 2): $t_R = 0.92$ min MS (ESI ⁺): $m/z = 557$ [M+H] ⁺
15		F	LC (method 2): $t_R = 0.95$ min MS (ESI ⁺): $m/z = 517$ [M+H] ⁺
77		H	LC (method 2): $t_R = 0.96$ min MS (ESI ⁺): $m/z = 499$ [M+H] ⁺
16		F	LC (method 2): $t_R = 0.95$ min MS (ESI ⁺): $m/z = 517$ [M+H] ⁺
17		F	LC (method 2): $t_R = 0.96$ min MS (ESI ⁺): $m/z = 417$ [M+H] ⁺
19		F	LC (method 3): $t_R = 0.71$ min MS (ESI ⁺): $m/z = 447$ [M+H] ⁺
20		F	LC (method 3): $t_R = 0.68$ min MS (ESI ⁺): $m/z = 442$ [M+H] ⁺

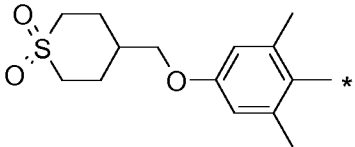
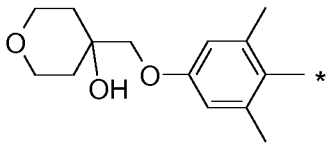
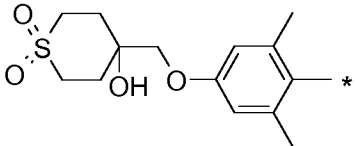
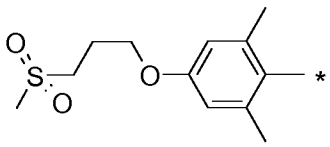
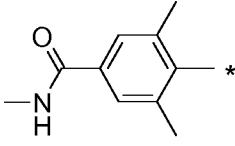
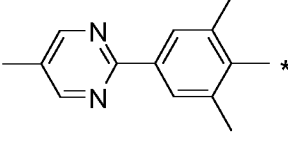
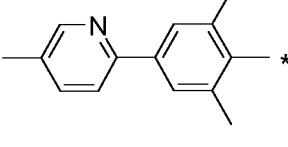
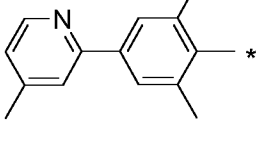
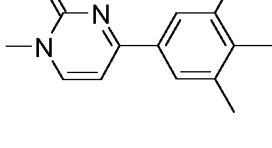
21		F	LC (method 3): $t_R = 0.53$ min MS (ESI ⁺): $m/z = 460$ [M+H] ⁺
22		F	LC (method 2): $t_R = 0.93$ min MS (ESI ⁺): $m/z = 503$ [M+H] ⁺
23		F	LC (method 2): $t_R = 1.00$ min MS (ESI ⁺): $m/z = 445$ [M+H] ⁺
78		H	LC (method 2): $t_R = 1.01$ min MS (ESI ⁺): $m/z = 427$ [M+H] ⁺
24		F	LC (method 3): $t_R = 0.61$ min MS (ESI ⁺): $m/z = 557$ [M+H] ⁺
25		F	LC (method 3): $t_R = 0.58$ min MS (ESI ⁺): $m/z = 485$ [M+H] ⁺
26		F	LC (method 3): $t_R = 0.71$ min MS (ESI ⁺): $m/z = 499$ [M+H] ⁺
28		F	LC (method 3): $t_R = 0.59$ min MS (ESI ⁺): $m/z = 447$ [M+H] ⁺
29		F	LC (method 2): $t_R = 0.93$ min MS (ESI ⁺): $m/z = 505$ [M+H] ⁺
79		H	LC (method 2): $t_R = 0.92$ min MS (ESI ⁺): $m/z = 487$ [M+H] ⁺

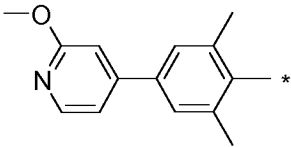
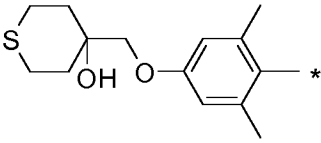
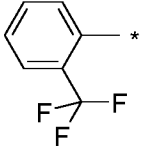
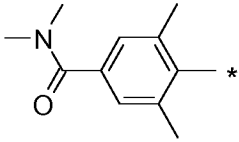
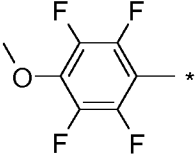
31		F	LC (method 3): $t_R = 0.67$ min MS (ESI ⁺): $m/z = 497$ [M+H] ⁺
32		F	LC (method 2): $t_R = 1.03$ min MS (ESI ⁺): $m/z = 523$ [M+H] ⁺
33		F	LC (method 2): $t_R = 0.95$ min MS (ESI ⁺): $m/z = 517$ [M+H] ⁺
34	 (4-bromo-3,5-dimethylphenoxy)-acetic acid methyl ester used	F	LC (method 3): $t_R = 0.60$ min MS (ESI ⁺): $m/z = 491$ [M+H] ⁺
35		F	LC (method 3): $t_R = 0.75$ min MS (ESI ⁺): $m/z = 514$ [M+H] ⁺
80		H	LC (method 2): $t_R = 0.97$ min MS (ESI ⁺): $m/z = 496$ [M+H] ⁺
36		F	LC (method 2): $t_R = 0.88$ min MS (ESI ⁺): $m/z = 524$ [M+H] ⁺
81		H	LC (method 2): $t_R = 0.89$ min MS (ESI ⁺): $m/z = 506$ [M+H] ⁺
37		F	LC (method 2): $t_R = 0.88$ min MS (ESI ⁺): $m/z = 524$ [M+H] ⁺
82		H	LC (method 2): $t_R = 0.89$ min MS (ESI ⁺): $m/z = 506$ [M+H] ⁺
38		F	

39		F	
40	 4-chloro-3,5-dimethyl- benzoic acid methyl ester used	F	LC (method 2): $t_R = 0.88$ min MS (ESI ⁺): $m/z = 461$ [M+H] ⁺
41	 (4-bromo-3,5-dimethyl- phenoxy)-tert-butyl- dimethylsilane used	F	LC (method 2): $t_R = 0.86$ min MS (ESI ⁺): $m/z = 433$ [M+H] ⁺
42		F	
43		F	
44	 iodide instead of bromide used (R ^L -I)	F	LC (method 2): $t_R = 0.83$ min MS (ESI ⁺): $m/z = 439$ [M+H] ⁺

45		F	LC (method 2): $t_R = 0.87$ min MS (ESI ⁺): $m/z = 525$ [M+H] ⁺
83	iodide instead of bromide used (R ^L -I)	H	LC (method 2): $t_R = 0.87$ min MS (ESI ⁺): $m/z = 507$ [M+H] ⁺
46		F	LC (method 3): $t_R = 0.64$ min MS (ESI ⁺): $m/z = 454$ [M+H] ⁺
47		F	LC (method 2): $t_R = 0.97$ min MS (ESI ⁺): $m/z = 431$ [M+H] ⁺
48		F	LC (method 3): $t_R = 0.65$ min MS (ESI ⁺): $m/z = 479$ [M+H] ⁺
49		F	
50	 iodide instead of bromide used (R ^L -I)	F	LC (method 3): $t_R = 0.71$ min MS (ESI ⁺): $m/z = 457$ [M+H] ⁺
51	 iodide instead of bromide used (R ^L -I)	F	LC (method 3): $t_R = 0.75$ min MS (ESI ⁺): $m/z = 471$ [M+H] ⁺
52		F	

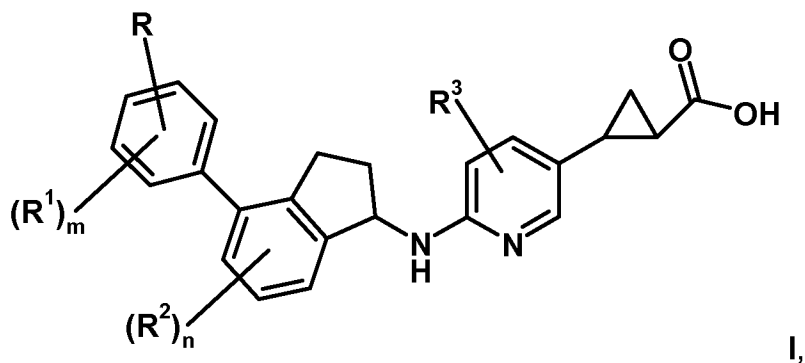
53	 iodide instead of bromide used (R^L-I)	F	LC (method 3): $t_R = 0.69$ min MS (ESI ⁺): $m/z = 517$ [M+H] ⁺
54		F	
55		F	LC (method 3): $t_R = 0.65$ min MS (ESI ⁺): $m/z = 425$ [M+H] ⁺
56		F	LC (method 3): $t_R = 0.68$ min MS (ESI ⁺): $m/z = 455$ [M+H] ⁺
84		H	LC (method 2): $t_R = 0.92$ min MS (ESI ⁺): $m/z = 437$ [M+H] ⁺
57		F	LC (method 2): $t_R = 0.90$ min MS (ESI ⁺): $m/z = 485$ [M+H] ⁺
58		F	LC (method 2): $t_R = 0.85$ min MS (ESI ⁺): $m/z = 440$ [M+H] ⁺
59		F	LC (method 3): $t_R = 0.67$ min MS (ESI ⁺): $m/z = 443$ [M+H] ⁺
60		F	LC (method 3): $t_R = 0.74$ min MS (ESI ⁺): $m/z = 481$ [M+H] ⁺
61		F	LC (method 2): $t_R = 0.98$ min MS (ESI ⁺): $m/z = 531$ [M+H] ⁺

62		F	
63		F	LC (method 2): $t_R = 0.90$ min MS (ESI ⁺): $m/z = 547$ [M+H] ⁺
64		F	LC (method 2): $t_R = 0.87$ min MS (ESI ⁺): $m/z = 595$ [M+H] ⁺
65		F	
66		F	LC (method 2): $t_R = 0.84$ min MS (ESI ⁺): $m/z = 474$ [M+H] ⁺
68		F	
69		F	
70		F	
71	 iodide instead of bromide used (R ^L -I)	F	LC (method 2): $t_R = 0.83$ min MS (ESI ⁺): $m/z = 525$ [M+H] ⁺

72		F	LC (method 2): $t_R = 0.94$ min MS (ESI ⁺): $m/z = 524$ [M+H] ⁺
73		F	LC (method 2): $t_R = 0.96$ min MS (ESI ⁺): $m/z = 563$ [M+H] ⁺
74	 iodide instead of bromide used (R ^L -I)	F	LC (method 2): $t_R = 0.94$ min MS (ESI ⁺): $m/z = 457$ [M+H] ⁺
85		H	LC (method 2): $t_R = 0.94$ min MS (ESI ⁺): $m/z = 439$ [M+H] ⁺
75		F	LC (method 2): $t_R = 0.87$ min MS (ESI ⁺): $m/z = 488$ [M+H] ⁺
86		H	LC (method 2): $t_R = 0.88$ min MS (ESI ⁺): $m/z = 470$ [M+H] ⁺
76		F	LC (method 3): $t_R = 0.71$ min MS (ESI ⁺): $m/z = 491$ [M+H] ⁺

Claims

1. A compound of formula (I)



wherein

- 10 R is selected from a group consisting of
H, F, Cl, Br, I, C₁₋₆-alkyl, C₂₋₆-alkenyl, C₂₋₆-alkynyl, C₃₋₆-cycloalkyl, NC-, HNR^N-
C(=O)-, C₁₋₄-alkyl-NR^N-C(=O)-, C₃₋₆-cycloalkyl-NR^N-C(=O)-, heterocyclyl-NR^N-
C(=O)-, heteroaryl-NR^N-C(=O)-, HOOC-, C₁₋₄-alkyl-O-C(=O)-, O₂N-, HR^NN-, C₁₋₄-
alkyl-R^NN-, C₁₋₄-alkyl-C(=O)NR^N-, C₃₋₆-cycloalkyl-C(=O)NR^N-, heterocyclyl-
15 C(=O)NR^N-, heteroaryl-C(=O)NR^N-, C₁₋₄-alkyl-S(=O)₂NR^N-, C₃₋₆-cycloalkyl-
S(=O)₂NR^N-, heterocyclyl-S(=O)₂NR^N-, heteroaryl-S(=O)₂NR^N-, HO-, C₁₋₆-alkyl-O-
, HOOC-C₁₋₃-alkyl-O-, heterocyclyl-C₁₋₃-alkyl-O-, phenyl-C₁₋₃-alkyl-O-, C₃₋₆-cyclo-
alkyl-O-, heterocyclyl-O-, heteroaryl-O-, C₁₋₄-alkyl-S-, C₃₋₆-cycloalkyl-S-, hetero-
cyclyl-S-, C₁₋₄-alkyl-S(=O)-, C₃₋₆-cycloalkyl-S(=O)-, heterocyclyl-S(=O)-, C₁₋₄-
20 alkyl-S(=O)₂-, C₃₋₆-cycloalkyl-S(=O)₂-, heterocyclyl-S(=O)₂-, phenyl-S(=O)₂-,
heteroaryl-S(=O)₂-, HNR^N-S(=O)₂-, C₁₋₄-alkyl-NR^N-S(=O)₂-, heterocyclyl, phenyl,
and heteroaryl,

wherein each alkyl, cycloalkyl, and heterocyclyl group or sub-group within the
groups forming R is optionally substituted with 1 or more F atoms and
25 optionally substituted with 1 to 3 groups independently selected from Cl, C₁₋₃-
alkyl, NC-, (R^N)₂N-, HO-, C₁₋₃-alkyl-O-, and C₁₋₃-alkyl-S(=O)₂; and

wherein each phenyl and heteroaryl group or sub-group within the groups
forming R is optionally substituted with 1 to 5 substituents independently

selected from F, Cl, C₁₋₃-alkyl, HF₂C-, F₃C-, NC-, (R^N)₂N-, HO-, C₁₋₃-alkyl-O-, F₃C-O-, and C₁₋₃-alkyl-S(=O)₂-;

wherein each heterocyclyl group or sub-group within the groups forming R is selected from

- 5 a cyclobutyl group wherein 1 CH₂ group is replaced by -NR^N- or -O-;
a C₅₋₆-cycloalkyl group wherein 1 CH₂ group is replaced by -C(=O)-, -NR^N-, -O- or -S(=O)₂- and/or 1 CH group is replaced by N;
a C₅₋₆-cycloalkyl group wherein 1 CH₂ group is replaced by -NR^N- or -O-, a second CH₂ group is replaced by -NR^N-, -C(=O)- or -S(=O)₂- and/or 1 CH
10 group is replaced by N; and
a C₅₋₆-cycloalkyl group wherein 2 CH₂ groups are replaced by -NR^N- or 1 CH₂ group by -NR^N- and the other by -O- and a third CH₂ group is replaced by -C(=O)- or -S(=O)₂- and/or 1 CH group is replaced by N;

wherein each heteroaryl group or sub-group within the groups forming R is

- 15 selected from
tetrazolyl and a 5- or 6-membered heteroaromatic ring which contains 1, 2, or 3 heteroatoms independently of each other selected from =N-, -NR^N-, -O-, and -S-, wherein in heteroaromatic groups containing a -HC=N- unit this group is optionally replaced by -NR^N-C(=O)-;
20 wherein in heteroaryl and heterocyclyl rings with one or more NH groups, each of said NH groups is replaced by NR^N;

- R¹ is selected from a group consisting of H, F, Cl, C₁₋₄-alkyl, C₃₋₆-cycloalkyl-, HO-C₁₋₄-alkyl, C₁₋₄-alkyl-O-C₁₋₄-alkyl, NC-, HO-, C₁₋₄-alkyl-O-, C₃₋₆-cycloalkyl-O-, C₁₋₄-alkyl-S-, C₁₋₄-alkyl-S(O)-, and C₁₋₄-alkyl-S(O)₂-,
25

wherein any alkyl and cycloalkyl group or sub-group within the groups forming R¹ is optionally substituted with 1 or more F atoms, and wherein multiple R¹ may be identical or different if m is 2, 3 or 4;

- 30 m is an integer selected from 1, 2, 3, and 4;

R² is H, F, Cl, C₁₋₄-alkyl, NC-, or C₁₋₄-alkyloxy,

wherein any alkyl group or sub-group within the groups forming R^2 is optionally substituted with 1 or more F atoms, and wherein multiple R^2 may be identical or different if n is 2 or 3;

5 n is an integer selected from 1, 2, and 3;

R^3 is H, F, Cl, C_{1-4} -alkyl, NC-, or C_{1-4} -alkyl-O-,

wherein each alkyl group or sub-group within the groups forming R^3 is optionally substituted with 1 or more F atoms;

10

R^N is independently of each other selected from a group consisting of H, C_{1-4} -alkyl, HO-(C_{1-4} -alkyl)- H_2C -, C_{1-3} -alkyl-O- C_{1-4} -alkyl-, C_{1-4} -alkyl-C(=O)-, C_{1-4} -alkyl-NH-C(=O)-, C_{1-4} -alkyl-N(C_{1-4} -alkyl)-C(=O)-, C_{1-4} -alkyl-O-C(=O)-, and C_{1-4} -alkyl-S(=O)₂-,

15

wherein each alkyl group or sub-group within the groups forming R^N is optionally substituted with 1 or more F atoms;

wherein in any definition mentioned hereinbefore, if not specified otherwise, any alkyl group or sub-group may be straight-chained or branched,

20

or a salt thereof.

2. A compound according to claim 1, wherein

25 R is selected from the group consisting of H, F, Cl, C_{1-6} -alkyl, C_{3-6} -cycloalkyl, NC-, HNR^N -C(=O)-, C_{1-4} -alkyl- NR^N -C(=O)-, C_{3-6} -cycloalkyl- NR^N -C(=O)-, heterocyclyl- NR^N -C(=O)-, HOOC-, HR^NN -, C_{1-4} -alkyl- R^NN -, C_{1-4} -alkyl-C(=O) NR^N -, C_{3-6} -cycloalkyl-C(=O) NR^N -, heterocyclyl-C(=O) NR^N -, C_{1-4} -alkyl-S(=O)₂ NR^N -, HO-, C_{1-6} -alkyl-O-, HOOC- C_{1-2} -alkyl-O-, heterocyclyl- C_{1-2} -alkyl-O-, phenyl- C_{1-2} -alkyl-O-, C_{3-6} -cycloalkyl-O-, heterocyclyl-O-, heteroaryl-O-, C_{1-4} -alkyl-S(=O)₂-, C_{3-6} -cycloalkyl-S(=O)₂-, heterocyclyl-S(=O)₂-, HNR^N -S(=O)₂-, C_{1-4} -alkyl- NR^N -S(=O)₂-, heterocyclyl, and heteroaryl,

30

wherein each alkyl, cycloalkyl, and heterocyclyl group or sub-group within the groups forming R is optionally substituted with 1 or more F atoms and

optionally substituted with 1 to 2 groups independently selected from Cl, H₃C-, NC-, R^NHN-, HO-, H₃C-O-, and H₃C-S(=O)₂-;

wherein each heteroaryl group or sub-group within the groups forming R is optionally substituted with 1 to 3 substituents independently selected from F,

5 Cl, H₃C-, F₃C-, NC-, (R^N)₂N-, HO-, H₃C-O-, F₃C-O-, and H₃C-S(=O)₂-;

wherein each heterocyclyl group or sub-group within the groups forming R is selected from

a cyclobutyl group wherein 1 CH₂ group is replaced by -NR^N- or -O-;

10 a C₅₋₆-cycloalkyl group wherein 1 CH₂ group is replaced by -C(=O)-, -NR^N-, -O- or -S(=O)₂- and/or 1 CH group is replaced by N;

a C₅₋₆-cycloalkyl group wherein 1 CH₂ group is replaced by -NR^N- or -O-, a second CH₂ group is replaced by -NR^N-, -C(=O)- or -S(=O)₂- and/or 1 CH group is replaced by N;

wherein each heteroaryl group or sub-group within the groups forming R is

15 selected from

tetrazolyl, a 5-membered heteroaromatic ring which contains 1, 2 or 3 heteroatoms independently of each other selected from =N-, -NH-, O and S, and a 6-membered heteroaromatic ring which contains 1 or 2 =N- atoms, wherein a -HC=N- unit is optionally replaced by -NH-C(=O)-;

20 and wherein in each heteroaryl and heterocyclyl group or sub-group containing one or more NH groups, said group(s) is replaced by NR^N;

or a salt thereof.

25 3. A compound according to claim 1, wherein

R is selected from the group consisting of F, Cl, NC-, H₂NC(=O)-, H₃CHN-C(=O)-, (H₃C)₂N-C(=O)-, HOOC-, H₂N-, HO-;

30 C₁₋₃-alkyl optionally substituted with 1 or more F or optionally monosubstituted with HO-;

cyclopropyl optionally monosubstituted with NC-;

H₃C-O- optionally monosubstituted with C₁₋₄-alkyl, HOOC-, oxetanyl, tetrahydrofuranyl, tetrahydropyranyl, 1,1-dioxotetrahydrothiopyranyl, or phenyl, wherein said C₁₋₄-alkyl group is optionally monosubstituted with NC-, HO- or

H₃C-S(=O)₂-, and wherein each of said oxetanyl, tetrahydrofuranyl, tetrahydropyranyl, 1,1-dioxotetrahydrothiopyranyl groups is optionally mono-substituted with H₃C- or HO-;

cyclopropyl-O-, tetrahydrofuranyl-O- and tetrahydropyranyl-O-; and

5 a heteroaryl group selected from pyrazolyl, [1,2,4]oxadiazolyl, tetrazolyl, pyridyl, pyridin-2-onyl, pyrazinyl, pyrimidinyl, and pyrimidin-4-onyl, wherein each of said heteroaryl groups is optionally monosubstituted with H₃C- and wherein each H-N group in said heteroaryl groups is optionally replaced with H₃C-N or (H₃C)₂C(OH)-H₂C-N;

10

or a salt thereof.

4. A compound according to claim 1, 2 or 3, wherein

R¹ is H, F, Cl, H₃C-, H₃C-H₂C-, F₃C-, NC-, or H₃CO-;

15 R² is H or F;

R³ is H;

m is 2 and

n is 1;

or a salt thereof.

20

5. A compound according to claim 1, 2, 3 or 4, wherein R¹ is H₃C-; or a salt thereof.

6. A compound according to claim 1, wherein

25 R is selected from a group consisting of:

F, Cl, NC-, H₂NC(=O)-, H₃CHN-C(=O)-, (H₃C)₂N-C(=O)-, HOOC-, H₂N-, HO-;

C₁₋₃-alkyl optionally substituted with 1 or more F or optionally monosubstituted with HO-;

cyclopropyl optionally monosubstituted with NC-;

30 H₃C-O- optionally monosubstituted with C₁₋₄-alkyl, HOOC-, oxetanyl, tetrahydrofuranyl, tetrahydropyranyl, 1,1-dioxotetrahydrothiopyranyl, or phenyl,

wherein the C₁₋₄-alkyl group optionally attached to H₃C-O- is optionally monosubstituted with NC-, HO- or H₃C-S(=O)₂-, and

wherein said oxetanyl, tetrahydrofuranyl, tetrahydropyranyl and 1,1-dioxotetrahydrothiopyranyl groups are optionally monosubstituted with $\text{H}_3\text{C}-$ or $\text{HO}-$;

cyclopropyl-O-, tetrahydrofuranyl-O- and tetrahydropyranyl-O-;

- 5 a heteroaryl group selected from pyrazolyl, [1,2,4]oxadiazolyl, tetrazolyl, pyridyl, pyridin-2-onyl, pyrazinyl, pyrimidinyl, and pyrimidin-4-onyl,

wherein each of said heteroaryl groups is optionally monosubstituted with $\text{H}_3\text{C}-$, and

wherein each H-N group in said heteroaryl groups is optionally replaced with $\text{H}_3\text{C}-\text{N}$ or $(\text{H}_3\text{C})_2\text{C}(\text{OH})-\text{H}_2\text{C}-\text{N}$;

10

R^1 is H, F, Cl, $\text{H}_3\text{C}-$, $\text{H}_3\text{C}-\text{H}_2\text{C}-$, $\text{F}_3\text{C}-$, $\text{NC}-$, or $\text{H}_3\text{C}-\text{O}-$;

m is 2;

R^2 is H or F;

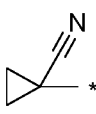
- 15 n is 1; and

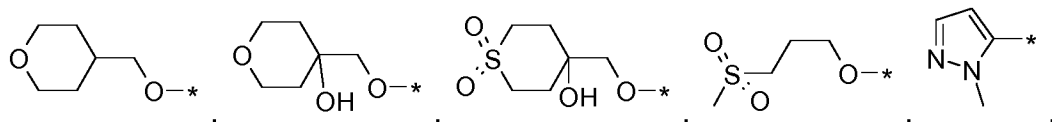
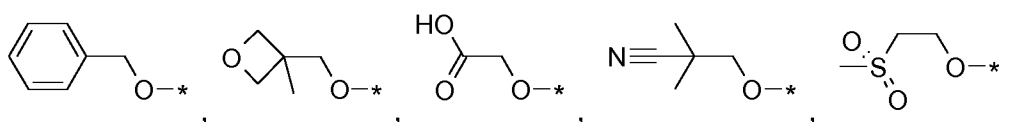
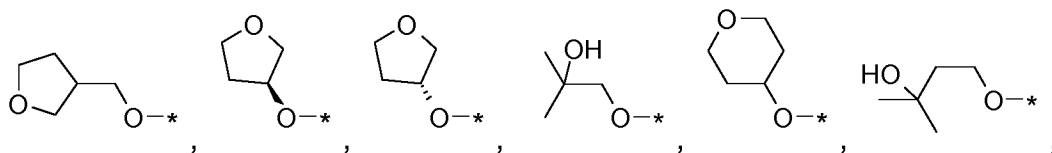
R^3 is H;

or a salt thereof.

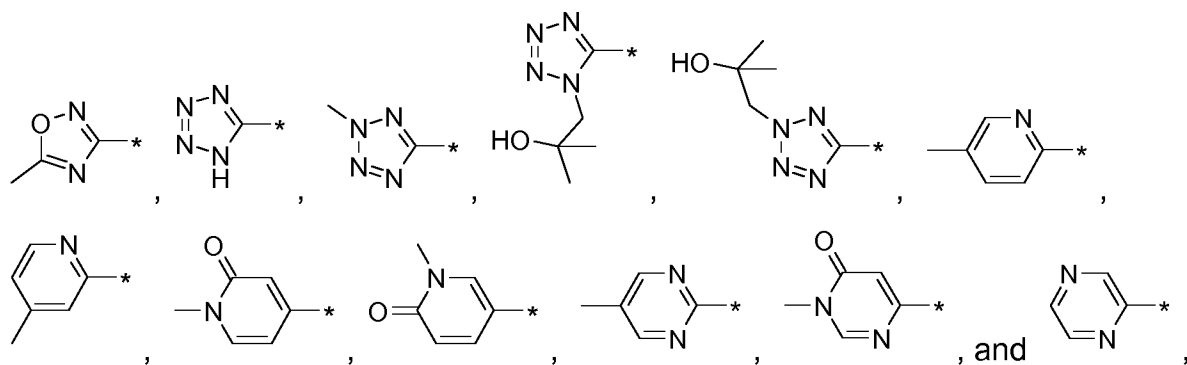
- 20 7. A compound according to claim 1, wherein

R is selected from a group consisting of

F, Cl, $\text{H}_3\text{C}-$, $\text{H}_3\text{C}-\text{H}_2\text{C}-$, $(\text{H}_3\text{C})_2\text{CH}-$, , $\text{F}_3\text{C}-$, HOCH_2- , $\text{NC}-$, $\text{H}_2\text{N}-\text{C}(=\text{O})-$, $\text{H}_3\text{C}-\text{NH}-\text{C}(=\text{O})-$, $(\text{H}_3\text{C})_2\text{N}-\text{C}(=\text{O})-$, $\text{HOOC}-$, $\text{H}_2\text{N}-$, $\text{HO}-$, $\text{H}_3\text{C}-\text{O}-$, cyclopropyl-O-,



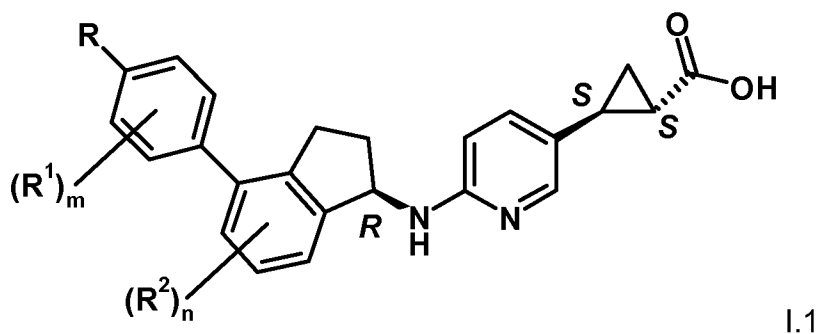
25



wherein the asterisk, -*, indicates the site/point of attachment;

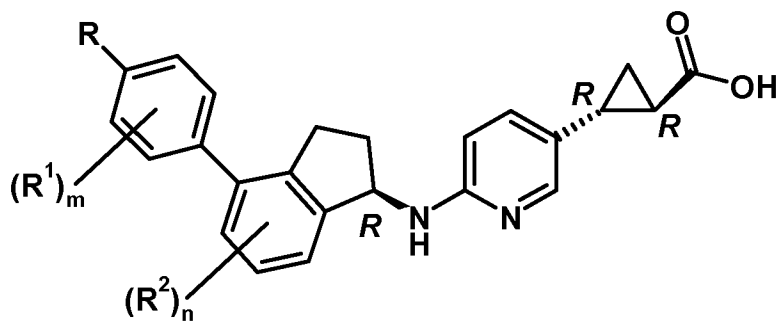
- 5 R^1 is H_3C- ;
 m is 2;
 R^2 is F;
 n is 1; and
 R^3 is H;
 10 or a salt thereof.

8. A compound according to any one of claims 1 to 7, with the structure and stereochemistry shown in formulae I.1, I.2, I.3, or I.4

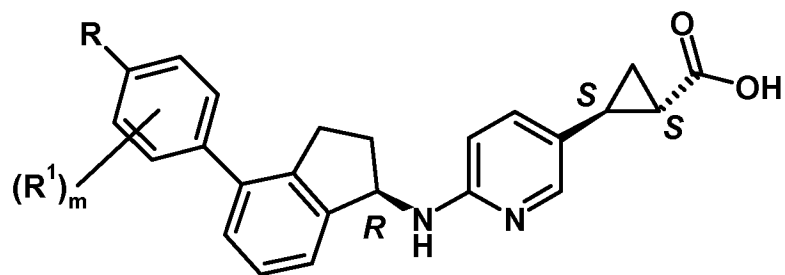


1.1

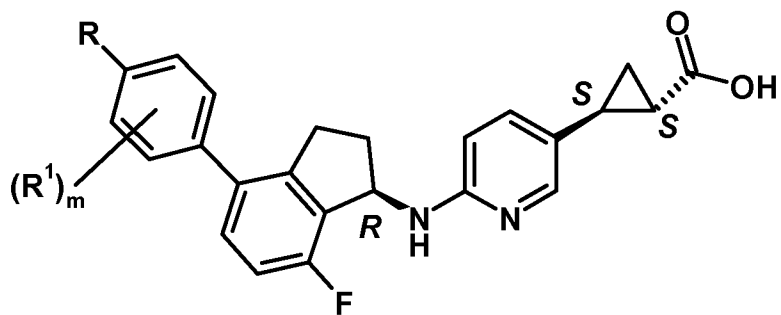
15



1.2



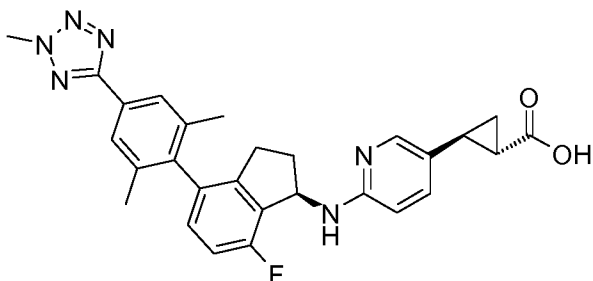
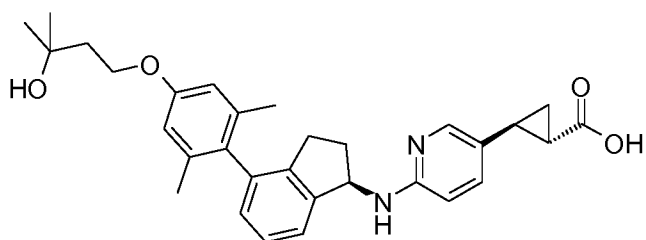
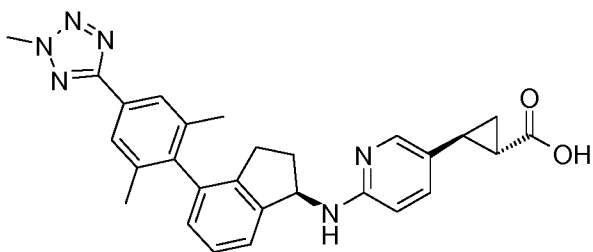
I.3

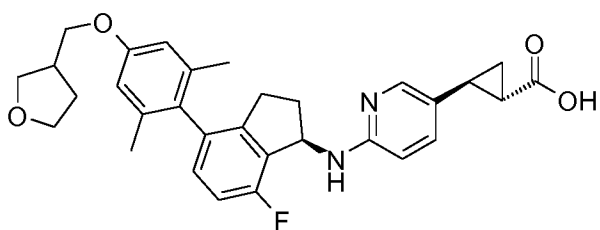
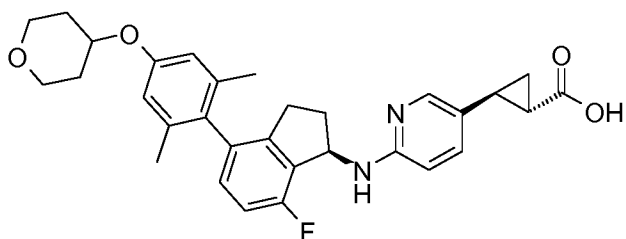
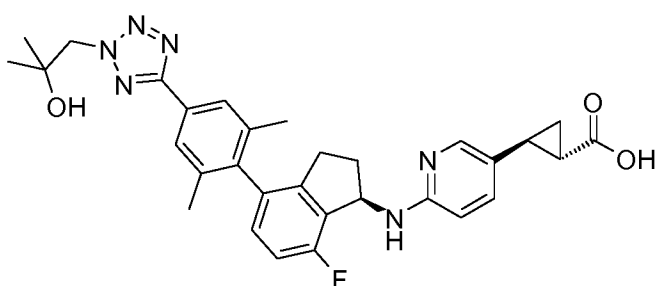
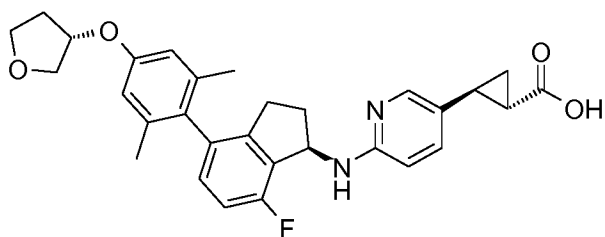
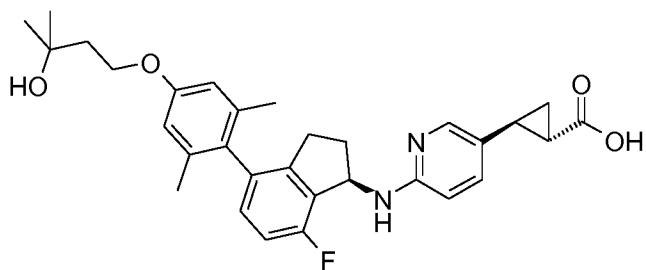


I.4

5 or a salt thereof.

9. A compound having one of the following structures:





or a salt thereof.

10. A pharmaceutically acceptable salt of a compound according to one or more of
5 the claims 1 to 9.

11. A pharmaceutical composition comprising one or more compounds according to one or more of the claims 1 to 9 or one or more pharmaceutically acceptable salts thereof, optionally together with one or more inert carriers and/or diluents.

5 12. A method for treating diseases or conditions which can be influenced by the modulation of the function of GPR40, particularly, for the prophylaxis and/or therapy of metabolic diseases, such as diabetes, more specifically type 2 diabetes mellitus, and conditions associated with the disease, including insulin resistance, obesity, cardiovascular disease and dyslipidemia in a patient in need thereof, characterized in
10 that a compound according to one or more of the claims 1 to 9 or a pharmaceutically acceptable salt thereof is administered to the patient.

13. A compound according to one or more of the claims 1 to 9 or a pharmaceutically acceptable salt thereof for use as a medicament.

15

14. A compound according to one or more of the claims 1 to 9 or a pharmaceutically acceptable salt thereof for use in the treatment of diseases or conditions which can be influenced by the modulation of the function of GPR40, particularly, for use in the prophylaxis and/or therapy of metabolic diseases, such as
20 diabetes, more specifically type 2 diabetes mellitus, and conditions associated with the disease, including insulin resistance, obesity, cardiovascular disease and dyslipidemia.

15. A pharmaceutical composition comprising one or more compounds according
25 to one or more of the claims 1 to 9 or one or more pharmaceutically acceptable salts thereof and one or more additional therapeutic agents, optionally together with one or more inert carriers and/or diluents.

16. A pharmaceutical composition according to claim 15 wherein the additional
30 therapeutic agents are selected from the group consisting of antidiabetic agents, agents for the treatment of overweight and/or obesity and agents for the treatment of high blood pressure, heart failure and/or atherosclerosis.

INTERNATIONAL SEARCH REPORT

International application No

PCT/EP2016/068291

A. CLASSIFICATION OF SUBJECT MATTER

INV. C07D213/74 C07D401/12 C07D405/12 C07D409/12 C07D413/12
 A61K31/4418 A61K31/4439 A61K31/443 A61K31/4433 A61K31/4427
 A61K31/444 A61K31/4965 A61K31/513 A61K31/4436 A61K31/506

According to International Patent Classification (IPC) or to both national classification and IPC

B. FIELDS SEARCHED

Minimum documentation searched (classification system followed by classification symbols)

C07D

Documentation searched other than minimum documentation to the extent that such documents are included in the fields searched

Electronic data base consulted during the international search (name of data base and, where practicable, search terms used)

EPO-Internal, CHEM ABS Data, WPI Data

C. DOCUMENTS CONSIDERED TO BE RELEVANT

Category*	Citation of document, with indication, where appropriate, of the relevant passages	Relevant to claim No.
A	WO 2013/178575 A1 (BOEHRINGER INGELHEIM INT [DE]) 5 December 2013 (2013-12-05) cited in the application claims 1, 8-14 compound 17 -----	1-16
A	EP 1 726 580 A1 (TAKEDA PHARMACEUTICAL [JP]) 29 November 2006 (2006-11-29) claims 1, 17-24 -----	1-16
A	WO 2015/024526 A1 (FUJIAN HAIXI PHARMACEUTICALS CO LTD [CN]; KANG XINSHAN [CN]) 26 February 2015 (2015-02-26) claims 1, 33-47 ----- -/-	1-16



Further documents are listed in the continuation of Box C.



See patent family annex.

* Special categories of cited documents :

"A" document defining the general state of the art which is not considered to be of particular relevance

"E" earlier application or patent but published on or after the international filing date

"L" document which may throw doubts on priority claim(s) or which is cited to establish the publication date of another citation or other special reason (as specified)

"O" document referring to an oral disclosure, use, exhibition or other means

"P" document published prior to the international filing date but later than the priority date claimed

"T" later document published after the international filing date or priority date and not in conflict with the application but cited to understand the principle or theory underlying the invention

"X" document of particular relevance; the claimed invention cannot be considered novel or cannot be considered to involve an inventive step when the document is taken alone

"Y" document of particular relevance; the claimed invention cannot be considered to involve an inventive step when the document is combined with one or more other such documents, such combination being obvious to a person skilled in the art

"&" document member of the same patent family

Date of the actual completion of the international search

6 September 2016

Date of mailing of the international search report

26/09/2016

Name and mailing address of the ISA/

European Patent Office, P.B. 5818 Patentlaan 2
 NL - 2280 HV Rijswijk
 Tel. (+31-70) 340-2040,
 Fax: (+31-70) 340-3016

Authorized officer

Brandstetter, T

INTERNATIONAL SEARCH REPORT

International application No

PCT/EP2016/068291

C(Continuation). DOCUMENTS CONSIDERED TO BE RELEVANT		
Category*	Citation of document, with indication, where appropriate, of the relevant passages	Relevant to claim No.
A	EP 1 559 422 A1 (TAKEDA PHARMACEUTICAL [JP]) 3 August 2005 (2005-08-03) cited in the application claims 1, 10 -----	1-16
A	WO 2007/033002 A1 (AMGEN) 22 March 2007 (2007-03-22) cited in the application claims 1, 6, 15-19 -----	1-16

INTERNATIONAL SEARCH REPORT

Information on patent family members

International application No

PCT/EP2016/068291

Patent document cited in search report	Publication date	Patent family member(s)	Publication date
WO 2013178575 A1	05-12-2013	EP 2855419 A1 JP 2015523339 A US 2013324514 A1 WO 2013178575 A1	08-04-2015 13-08-2015 05-12-2013 05-12-2013
EP 1726580 A1	29-11-2006	CA 2560111 A1 EP 1726580 A1 JP 4875978 B2 US 2008269220 A1 WO 2005087710 A1	22-09-2005 29-11-2006 15-02-2012 30-10-2008 22-09-2005
WO 2015024526 A1	26-02-2015	CN 105473595 A EP 3036237 A1 US 2016200734 A1 WO 2015024526 A1	06-04-2016 29-06-2016 14-07-2016 26-02-2015
EP 1559422 A1	03-08-2005	AU 2003277576 A1 CA 2505322 A1 EP 1559422 A1 EP 2385032 A1 US 2009012093 A1 WO 2004041266 A1	07-06-2004 21-05-2004 03-08-2005 09-11-2011 08-01-2009 21-05-2004
WO 2007033002 A1	22-03-2007	AR 057815 A1 AU 2006291234 A1 CA 2621949 A1 EP 1924546 A1 TW 200804266 A US 2007066647 A1 US 2009275598 A1 WO 2007033002 A1	19-12-2007 22-03-2007 22-03-2007 28-05-2008 16-01-2008 22-03-2007 05-11-2009 22-03-2007