



US00D625090S

(12) **United States Design Patent**
McClaskie

(10) **Patent No.:** **US D625,090 S**

(45) **Date of Patent:** **** Oct. 12, 2010**

(54) **SHOE**

(75) Inventor: **Thomas E. McClaskie**, Bethlehem, PA (US)

(73) Assignee: **Columbia Insurance Company**, Omaha, NE (US)

(**) Term: **14 Years**

(21) Appl. No.: **29/358,820**

(22) Filed: **Apr. 1, 2010**

(51) **LOC (9) Cl.** **02-04**

(52) **U.S. Cl.** **D2/952; D2/951; D2/953**

(58) **Field of Classification Search** D2/947, D2/950, 951, 952, 953; D5/6, 32, 37; 36/22 R, 36/24.5, 25 R, 67 A, 59 C, 103

See application file for complete search history.

(56) **References Cited**

U.S. PATENT DOCUMENTS

D91,375 S *	1/1934	Von Eisenbarth	D5/16
D102,888 S *	1/1937	Hamre	D5/16
2,141,488 A *	12/1938	Riedel	428/172
D369,234 S *	4/1996	Fabio	D2/952
D497,468 S *	10/2004	McClaskie	D2/952
D530,063 S *	10/2006	Issler	D2/916
D531,393 S	11/2006	McClaskie		
D531,787 S	11/2006	McClaskie		
D546,530 S	7/2007	McClaskie		
D555,338 S *	11/2007	McClaskie	D2/952
D557,883 S	12/2007	McClaskie		
D558,963 S	1/2008	McClaskie		
D568,034 S *	5/2008	Horton et al.	D2/952

D583,139 S	12/2008	McClaskie		
D585,634 S	2/2009	McClaskie		
D587,439 S *	3/2009	Issler	D2/952
D590,141 S	4/2009	McClaskie		
D592,388 S *	5/2009	Issler	D2/952
D593,288 S *	6/2009	Issler	D2/952

* cited by examiner

Primary Examiner—Celia A Murphy

(74) *Attorney, Agent, or Firm*—St. Onge Steward Johnston & Reens LLC

(57) **CLAIM**

The ornamental design for a shoe, as shown and described.

DESCRIPTION

FIG. 1 is a bottom perspective view of a shoe in accordance with the new design;

FIG. 2 is a left side view thereof;

FIG. 3 is a right side view thereof;

FIG. 4 is a bottom view thereof;



FIG. 5 is a top view thereof;

FIG. 6 is a front view thereof; and,

FIG. 7 is a rear view thereof.

The shoe upper shown in broken lines in FIGS. 1-7 is for environmental purposes only and forms no part of the claimed design. The broken lines shown in each arch area of FIGS. 1-4 represent boundaries of the design with the lines themselves and the areas within them forming no part of the claimed design.

1 Claim, 6 Drawing Sheets






FIG. 1

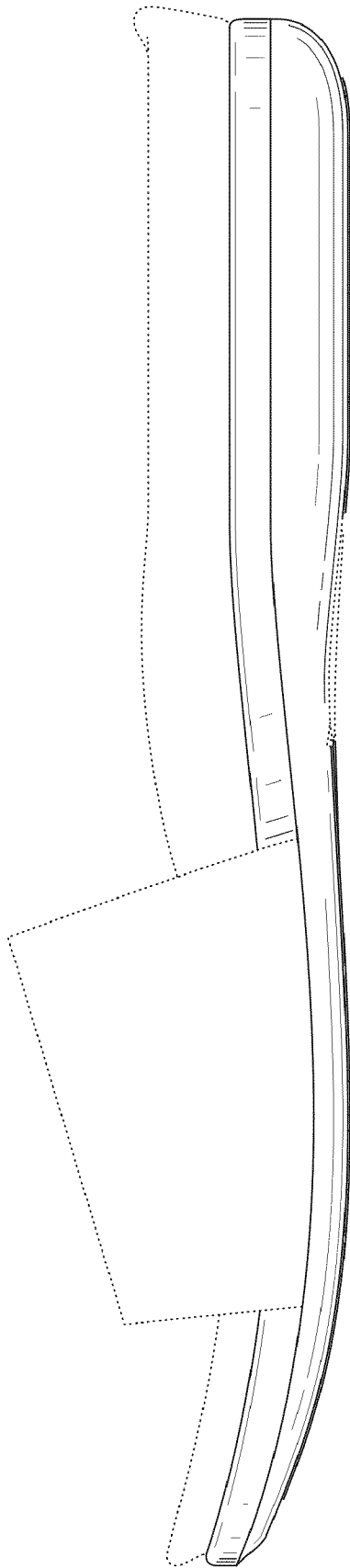


FIG. 2

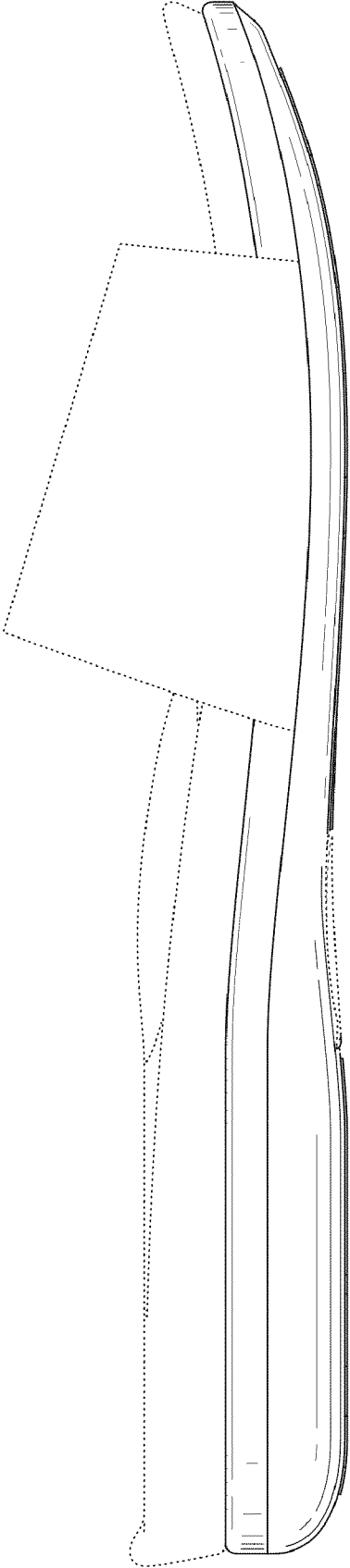


FIG. 3




FIG. 4




FIG. 5

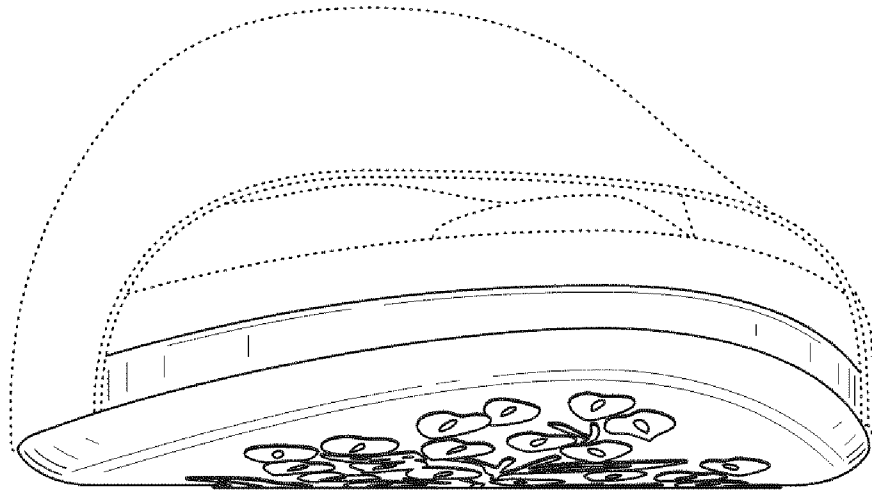


FIG. 6

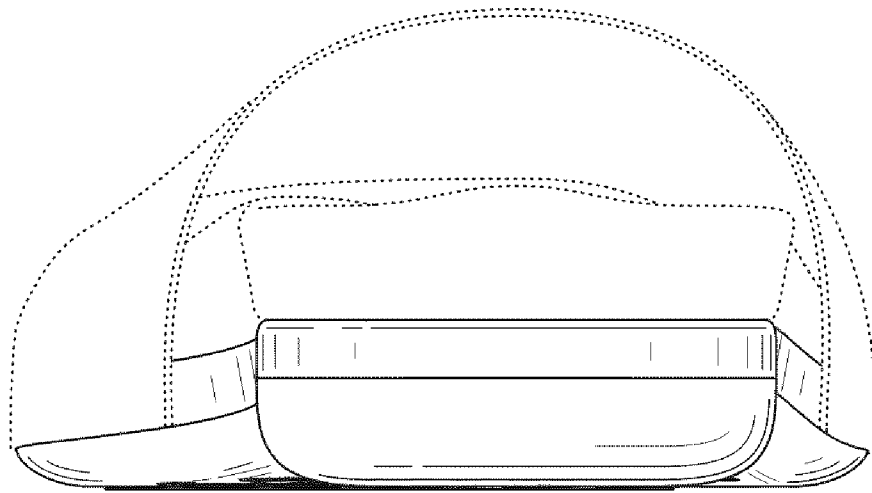


FIG. 7