



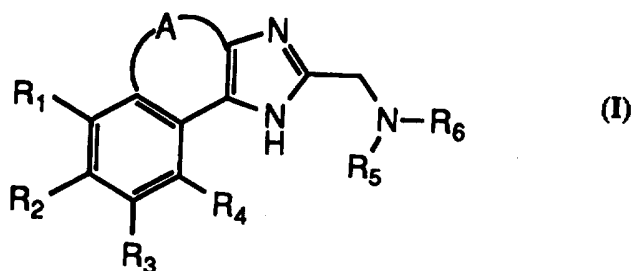
INTERNATIONAL APPLICATION PUBLISHED UNDER THE PATENT COOPERATION TREATY (PCT)

(51) International Patent Classification ⁶ : C07D 403/14, 403/06, 401/06, 491/052, 235/02, A61K 31/41 // (C07D 491/052, 311:00, 235:00)	A1	(11) International Publication Number: WO 96/25411 (43) International Publication Date: 22 August 1996 (22.08.96)
(21) International Application Number: PCT/US96/01906 (22) International Filing Date: 14 February 1996 (14.02.96) (30) Priority Data: 08/389,111 15 February 1995 (15.02.95) US 08/463,759 5 June 1995 (05.06.95) US 08/461,310 5 June 1995 (05.06.95) US 08/461,143 5 June 1995 (05.06.95) US (60) Parent Applications or Grants (63) Related by Continuation US 08/389,111 (CIP) Filed on 15 February 1995 (15.02.95) US 08/463,759 (CIP) Filed on 5 June 1995 (05.06.95) US 08/461,310 (CIP) Filed on 5 June 1995 (05.06.95) US 08/461,143 (CIP) Filed on 5 June 1995 (05.06.95) (71) Applicant (for all designated States except US): NEUROGEN CORPORATION [US/US]; 35 N.E. Industrial Road, Branford, CT 06405 (US).	(72) Inventors; and (75) Inventors/Applicants (for US only): YUAN, Jun [US/US]; 26 Cedar Road, Clinton, CT 06413 (US). THURKAUF, Andrew [US/US]; 16 Fox Den Road, Danbury, CT 06811 (US). (74) Agent: SARUSSI, Steven, J.; Banner & Allegretti, Ltd., Ten South Wacker Drive, Chicago, IL 60606 (US). (81) Designated States: AL, AM, AT, AU, AZ, BB, BG, BR, BY, CA, CH, CN, CZ, DE, DK, EE, ES, FI, GB, GE, HU, IS, JP, KE, KG, KP, KR, KZ, LK, LR, LT, LU, LV, MD, MG, MK, MN, MW, MX, NO, NZ, PL, PT, RO, RU, SD, SE, SG, SI, SK, TJ, TM, TR, TT, UA, UG, US, UZ, VN, ARIPO patent (KE, LS, MW, SD, SZ, UG), European patent (AT, BE, CH, DE, DK, ES, FR, GB, GR, IE, IT, LU, MC, NL, PT, SE), OAPI patent (BF, BJ, CF, CG, CI, CM, GA, GN, ML, MR, NE, SN, TD, TG). Published <i>With international search report.</i> <i>Before the expiration of the time limit for amending the claims and to be republished in the event of the receipt of amendments.</i>	

(54) Title: CERTAIN BRIDGED 4-PHENYL-2-AMINOMETHYLIMIDAZOLES; NEW DOPAMINE RECEPTOR SUBTYPE SPECIFIC LIGANDS

(57) Abstract

Disclosed are compounds encompassed by general formula (I), wherein, A represents ethenylene, or A represents -X-CH₂-; where X is carbon or oxygen, provided that when X is oxygen, the oxygen is adjacent the 6-membered ring; R₁, R₂, R₃ and R₄ are inorganic or organic substituents; and R₅ and R₆ are optionally substituted organic substituents; or NR₅R₆ represents a carbocyclic or heterocyclic six-membered ring optionally substituted with various organic or inorganic groups, which compounds can be used in the treatment of neuropsychological disorders.



FOR THE PURPOSES OF INFORMATION ONLY

Codes used to identify States party to the PCT on the front pages of pamphlets publishing international applications under the PCT.

AM	Armenia	GB	United Kingdom	MW	Malawi
AT	Austria	GE	Georgia	MX	Mexico
AU	Australia	GN	Guinea	NE	Niger
BB	Barbados	GR	Greece	NL	Netherlands
BE	Belgium	HU	Hungary	NO	Norway
BF	Burkina Faso	IE	Ireland	NZ	New Zealand
BG	Bulgaria	IT	Italy	PL	Poland
BJ	Benin	JP	Japan	PT	Portugal
BR	Brazil	KE	Kenya	RO	Romania
BY	Belarus	KG	Kyrgystan	RU	Russian Federation
CA	Canada	KP	Democratic People's Republic of Korea	SD	Sudan
CF	Central African Republic	KR	Republic of Korea	SE	Sweden
CG	Congo	KZ	Kazakhstan	SG	Singapore
CH	Switzerland	LI	Liechtenstein	SI	Slovenia
CI	Côte d'Ivoire	LK	Sri Lanka	SK	Slovakia
CM	Cameroon	LR	Liberia	SN	Senegal
CN	China	LT	Lithuania	SZ	Swaziland
CS	Czechoslovakia	LU	Luxembourg	TD	Chad
CZ	Czech Republic	LV	Latvia	TG	Togo
DE	Germany	MC	Monaco	TJ	Tajikistan
DK	Denmark	MD	Republic of Moldova	TT	Trinidad and Tobago
EE	Estonia	MG	Madagascar	UA	Ukraine
ES	Spain	ML	Mali	UG	Uganda
FI	Finland	MN	Mongolia	US	United States of America
FR	France	MR	Mauritania	UZ	Uzbekistan
GA	Gabon			VN	Viet Nam

**Certain Bridged 4-Phenyl-2-aminomethylimidazoles;
New Dopamine Receptor Subtype Specific Ligands**

5

BACKGROUND OF THE INVENTION.

Field of the Invention

This invention relates to certain bridged 4-phenyl-2-aminomethylimidazoles which selectively bind to dopamine receptor subtypes. This invention also relates to pharmaceutical compositions comprising such compounds. It further relates to the use of such compounds in the treatment of affective disorders such as schizophrenia, depression as well as certain movement disorders such as Parkinsonism and dystonia. Furthermore compounds of this invention are useful in treating the extrapyramidal side effects associated with the use of conventional neuroleptic agents.

15

Description of the Related Art

Schizophrenia or psychosis is a term used to describe a group of illnesses of unknown origin which affect approximately 2.5 million people in the United States. These disorders of the brain are characterized by a variety of symptoms which are classified as positive symptoms (disordered thought, hallucinations and delusions) and negative symptoms (social withdrawal and unresponsiveness). These disorders have an age of onset in adolescence or early adulthood and persist for many years. The disorders tend to become more severe during the patient's lifetime and can result in prolonged institutionalization. Within the United States of America, approximately 40% of all hospitalized psychiatric patients suffer from schizophrenia.

During the 1950's physicians demonstrated that they could successfully treat psychotic (schizophrenic) patients with medications called neuroleptics. This classification of antipsychotic medication was based largely on the activating (neuroleptic) properties of the nervous system by these drugs. Subsequently, neuroleptic agents were shown to increase the concentrations of dopamine metabolites in the brain. This finding suggested that altered neuronal firing of the dopamine system contributed in some way to the aberrant behavior observed in schizophrenic patients. Additional evidence indicated that dopamine could increase the activity of adenylate cyclase in the corpus striatum, an effect reversed by neuroleptic agents. Thus, cumulative

evidence from these and later experiments strongly suggested that the neurotransmitter dopamine was involved in schizophrenia.

One of the major actions of antipsychotic medication is the blockade of dopamine receptors in brain. Several dopamine systems appear to exist in the brain and at least five classes
5 of dopamine receptors appear to mediate the actions of this transmitter. These dopamine receptors differ in their pharmacological specificity and were originally classified on the basis of their ability to bind various dopaminergic ligands.

The butyrophenones are a class of drugs containing many potent antipsychotic drugs. Perhaps the most prominent member of this class of compounds is the antipsychotic drug
10 haloperidol (1-(3-p-fluorobenzoylpropyl)-4-p-chlorophenyl-4-hydroxypiperidine). Haloperidol binds relatively weakly at the major dopamine receptor subtype which activates adenylate cyclase (commonly classified as the D₁ dopamine receptor). In contrast, haloperidol displayed binding affinity at a dopamine receptor subtype which suppressed the activity of adenylate cyclase (commonly classified as D₂ receptors) in the subnanomolar range.

15 Recently, three additional dopamine receptor subtypes have been identified using the often congruent sciences of receptor pharmacology and molecular biology. These new dopamine receptors have been labeled as D₃, D₄, and D₅. The D₃ and D₄ subtypes are pharmacologically related to the D₂ receptor via their ability to suppress the activity of adenylate cyclase. Conversely, the D₅ receptor is classified as a "D₁-like" dopamine subtype through its ability to
20 stimulate cyclase activity.

Recently, a new group of drugs (such as sulpiride and clozapine) have been developed with a lesser incidence of extrapyramidal side effects (EPS) than classical neuroleptics. In addition, there is some indication that they may be more beneficial in treating negative symptoms in some patients. Since all D₂ blockers do not possess a similar profile, hypotheses underlying
25 the differences have been investigated. Major differences have been detected in the anticholinergic actions of these drugs. It has also been suggested that the dopamine receptors in motor areas may differ from those in the limbic areas which are thought to mediate the antipsychotic responses. The existence of the D₃, D₄ and D₅ and other as yet undiscovered dopamine receptors may contribute to this profile. Some of the atypical compounds possess

similar activity at D₂, D₃ and D₄ receptors. The examples of this patent fall into this general class of molecules.

Using molecular biological techniques it has been possible to clone cDNAs coding for each of the pharmacologically defined receptors. There are at least two forms of D₁ which have
5 been identified as D₁ and D₅, and two forms of D₂, identified now as D₂ and D₄ dopamine receptors. In addition, there is at least one form of D₃ dopamine receptor.

International Publication No. WO 94/22839 describes certain 2-aminomethylbenzimidazoles as having affinity at dopamine receptors. The compounds of the present invention differ from those in WO 94/22839 in that the compounds of this invention
10 possess a aromatic benzene ring fused in a [4.5-e] fashion to the benzimidazole substructure.

SUMMARY OF THE INVENTION

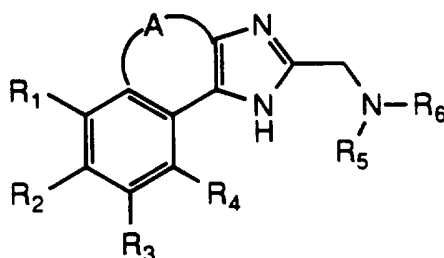
This invention provides novel compounds of Formula I which interact with dopamine receptor subtypes.

The invention provides pharmaceutical compositions comprising compounds of Formula I.

5 I. The invention also provides compounds useful in treating affective disorders such as schizophrenia and depression as well as certain movement disorders such as Parkinsonism. Furthermore, compounds of this invention are useful in treating the extrapyramidal side effects associated with the use of conventional neuroleptic agents. Since particularly dopamine D₃ and D₄ receptor subtypes are concentrated in the limbic system (Science, 265: 1034 (Taubes, 1994))

10 which controls cognition and emotion, compounds which interact with these receptors are useful in the treatment of cognitive disorders. Such disorders include cognitive deficits which are a significant component of the negative symptoms (social withdrawal and unresponsiveness) of schizophrenia. Other disorders involving memory impairment or attention deficit disorders can also be treated with the compounds of this invention that interact specifically with dopamine D₃

15 and/or D₄ receptor subtypes. Accordingly, a broad embodiment of the invention is directed to compounds of Formula I:



I

wherein

20 A represents $-\text{CH}=\text{CH}-$, or A represents $-\text{X}-\text{CH}_2-$, where X is carbon or oxygen, provided that when X is oxygen, the oxygen is adjacent the 6-membered ring;

R₁, R₂, R₃ and R₄ are the same or different and represent hydrogen, halogen, hydroxy, amino, aminosulfonyl, alkylaminosulfonyl, alkylsulfonyl, arylalkylsulfonyl, alkyl of 1 to 6 carbon atoms or alkoxy of 1 to 6 carbon atoms; and

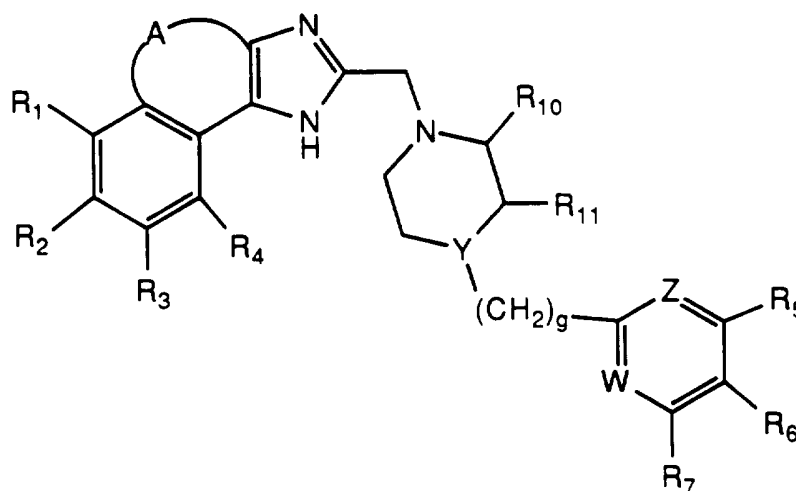
25 R₅ represents alkyl having 1-3 carbon atoms and R₆ is benzyl, optionally substituted with alkyl having 1-6 carbon atoms, alkoxy, hydroxy, or halogen; or

NR₅R₆ represents heterocyclic six membered ring optionally substituted with alkyl having 1-6 carbon atoms, hydroxyl, halogen, aryl, alkylaryl where the alkyl portion is alkyl having 1-6 carbon atoms, or heteroaryl.

The invention also pertains to the use of compounds of general Formula I in the treatment
5 of neuropsychological disorders. The pharmaceutical utility of compounds of this invention is indicated by the assays described below for dopamine receptor subtype affinity.

DETAILED DESCRIPTION OF THE INVENTION

In addition to compounds of general formula I described above, the present invention further encompasses compounds of Formula II:



5

II

or the pharmaceutically acceptable salts thereof wherein:

A represents $-\text{CH}=\text{CH}-$, or A represents $-\text{X}-\text{CH}_2-$; where X is carbon or oxygen, provided that when X is oxygen, the oxygen is adjacent the 6-membered ring;

10 Y represents nitrogen or CH;

W, Y and Z are the same or different and represent either carbon or nitrogen.

$R_1, R_2, R_3, R_4, R_5, R_6,$ and R_7 independently represent hydrogen, halogen, hydroxy, amino, aminosulfonyl, arylalkylsulfonyl or alkylsulfonyl where each alkyl portion has 1 to 6 carbon atoms, alkylaminosulfonyl where the alkyl portion has 1 to 6 carbon atoms, alkyl having 1 to 6 carbon atoms, or alkoxy of 1 to 6 carbon atoms;

15

R_{10} and R_{11} are the same or different and represent alkyl groups having 1 to 6 carbon atoms;

g is an integer from 0 to 4; and

W and Z are both nitrogen; or

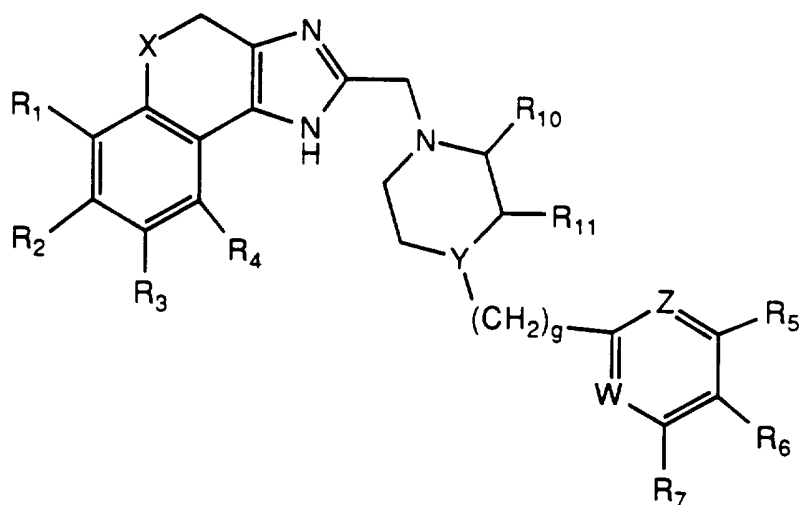
W is CR_8 and Z is CR_9 ; or

20 W is CR_8 and Z is nitrogen; or

Z is CR_9 and W is nitrogen,

where R_8 and R_9 are the same or different and represent hydrogen, halogen, alkyl having from 1 to 6 carbon atoms, or alkoxy having from 1 to 6 carbon atoms.

The invention also encompasses compounds of formula III:



5

III

or the pharmaceutically acceptable salts thereof wherein:

X is carbon or oxygen,

Y represents nitrogen or CH;

W, Y and Z are the same or different and represent either carbon or nitrogen,

10 R₁, R₂, R₃, R₄, R₅, R₆, and R₇ independently represent hydrogen, halogen, hydroxy, amino, aminosulfonyl, arylalkylsulfonyl or alkylsulfonyl where the alkyl portion has 1 to 6 carbon atoms, alkylaminosulfonyl where each alkyl portion has 1 to 6 carbon atoms, alkyl having 1 to 6 carbon atoms, or alkoxy of 1 to 6 carbon atoms;

R₁₀ and R₁₁ are the same or different and represent alkyl groups having 1 to 6 carbon atoms;

15 g is an integer from 0 to 4; and

W and Z are both nitrogen; or

W is CR₈ and Z is CR₉; or

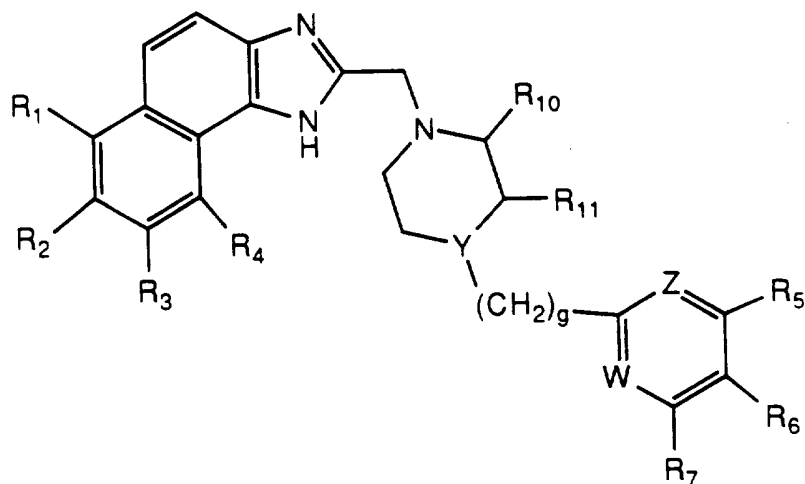
W is CR₈ and Z is nitrogen; or

Z is CR₉ and W is nitrogen.

20

where R₈ and R₉ are the same or different and represent hydrogen, halogen, alkyl having from 1 to 6 carbon atoms, or alkoxy having from 1 to 6 carbon atoms.

The invention further encompasses compounds of formula IV:



IV

or the pharmaceutically acceptable salts thereof wherein

5 Y represents nitrogen or CH;

W, Y and Z are the same or different and represent either carbon or nitrogen,

R₁, R₂, R₃, R₄, R₅, R₆, and R₇ independently represent hydrogen, halogen, hydroxy, amino, aminosulfonyl, arylalkylsulfonyl or alkylsulfonyl where each alkyl portion has 1 to 6 carbon atoms, alkylaminosulfonyl where the alkyl portion has 1 to 6 carbon atoms, alkyl

10 having 1 to 6 carbon atoms, or alkoxy of 1 to 6 carbon atoms;

R₁₀ and R₁₁ are the same or different and represent alkyl groups having 1 to 6 carbon atoms;

g is an integer from 0 to 4; and

W and Z are both nitrogen; or

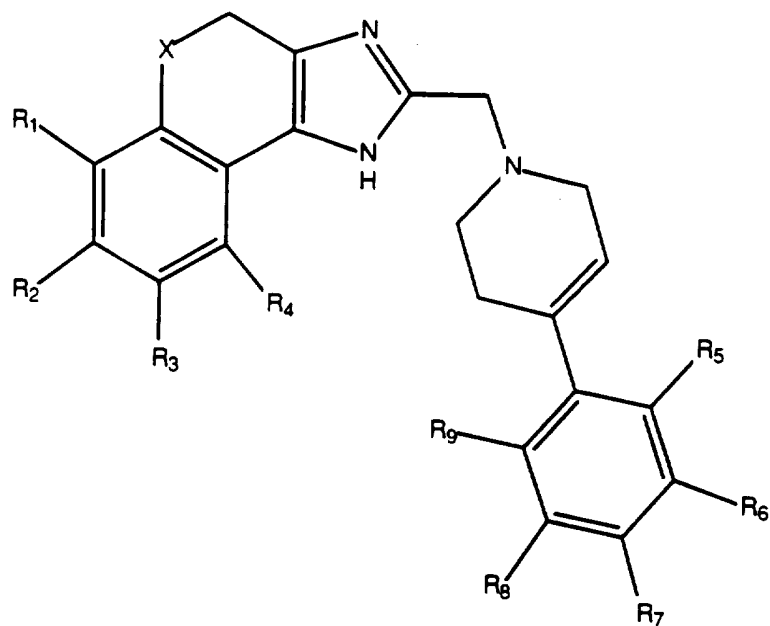
W is CR₈ and Z is CR₉; or

15 W is CR₈ and Z is nitrogen; or

Z is CR₉ and W is nitrogen.

where R₈ and R₉ are the same or different and represent hydrogen, halogen, alkyl having from 1 to 6 carbon atoms, or alkoxy having from 1 to 6 carbon atoms.

20 The invention also provides compounds of formula V:



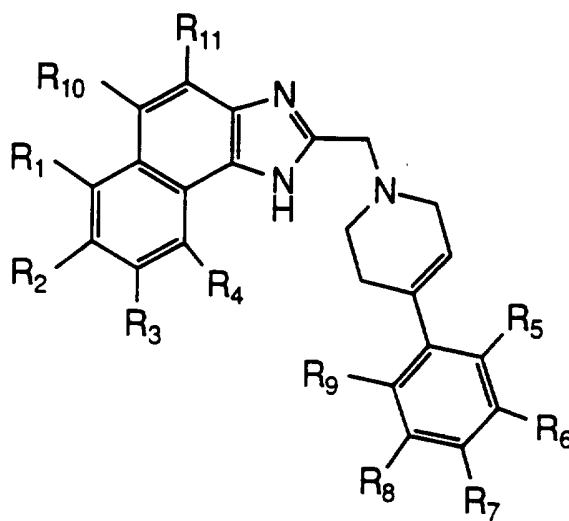
V

wherein,

X is carbon or oxygen; and

- 5 R_1 , R_2 , R_3 , R_4 , R_5 , R_6 , R_7 , R_8 and R_9 are the same or different and represent hydrogen, halogen, hydroxy, amino, aminosulfonyl, arylalkylsulfonyl, alkylsulfonyl, alkylaminosulfonyl, alkyl of 1 to 6 carbon atoms or alkoxy of 1 to 6 carbon atoms.

The invention also provides compounds of formula VI:

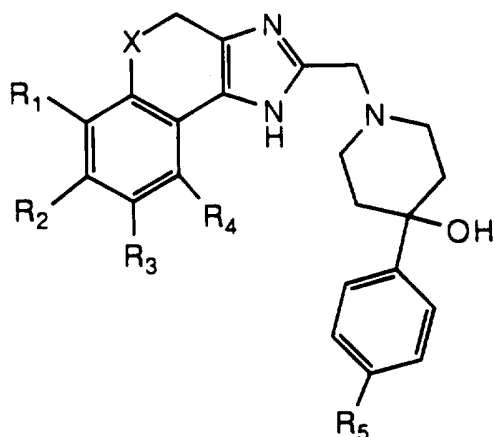


VI

wherein,

R₁, R₂, R₃, R₄, R₅, R₆, R₇, R₈, R₉, R₁₀ and R₁₁ are the same or different and represent hydrogen, halogen, hydroxy, amino, aminosulfonyl, arylalkylsulfonyl, alkylsulfonyl, alkylaminosulfonyl, alkyl of 1 to 6 carbon atoms or alkoxy of 1 to 6 carbon atoms.

5 The invention also provides compounds of formula VII:



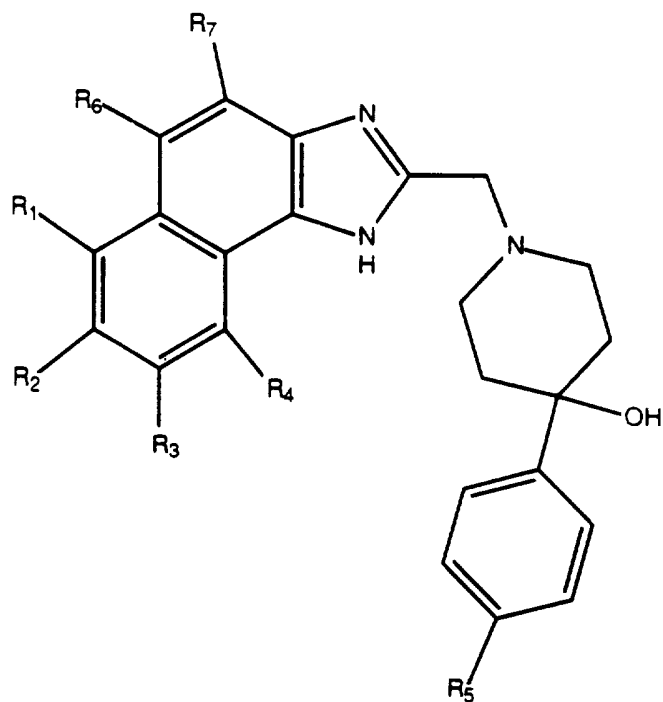
VII

wherein

10 X is carbon or oxygen; and

R₁, R₂, R₃, R₄ and R₅ are the same or different and represent hydrogen, halogen, hydroxy, amino, aminosulfonyl, arylalkylsulfonyl, alkylsulfonyl, alkylaminosulfonyl, alkyl of 1 to 6 carbon atoms or alkoxy of one to six carbon atoms.

15 The invention also provides compounds of formula VIII:



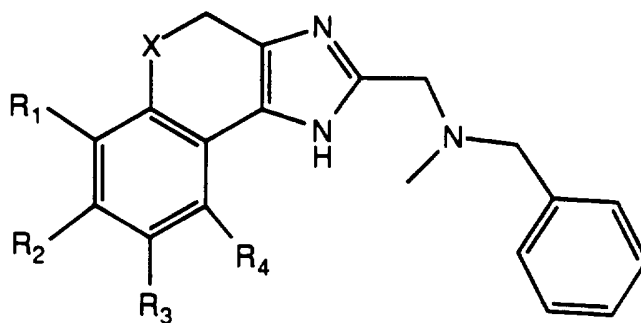
VIII

wherein

X is carbon or oxygen; and

- 5 R₁, R₂, R₃, R₄, R₅, R₆ and R₇ are the same or different and represent hydrogen, halogen, hydroxy, amino, aminosulfonyl, arylalkylsulfonyl, alkylsulfonyl, alkylaminosulfonyl, alkyl of 1 to 6 carbon atoms or alkoxy of 1 to 6 carbon atoms.

10 The invention also provides compounds of formula IX:



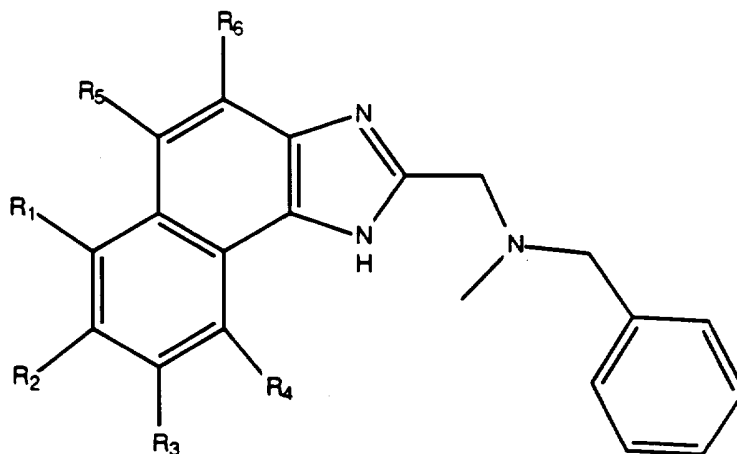
IX

wherein

X is carbon or oxygen; and

R₁, R₂, R₃, and R₄ are the same or different and represent hydrogen, halogen, hydroxy, amino, aminosulfonyl, arylalkylsulfonyl, alkylsulfonyl, alkylaminosulfonyl, alkyl of 1 to 6 carbon atoms or alkoxy of 1 to 6 carbon atoms.

5 The invention also provides compounds of formula X:

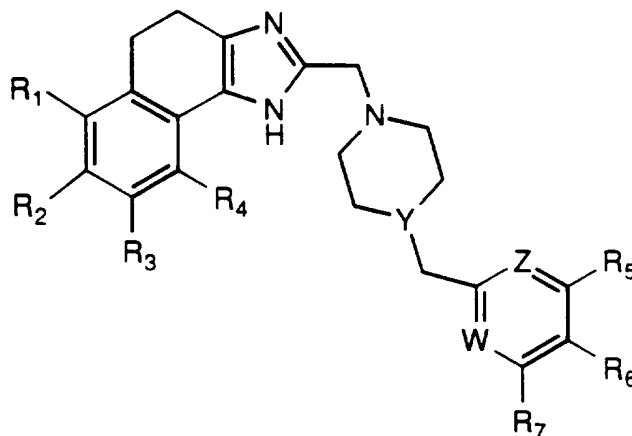


X

wherein

10 R₁, R₂, R₃, R₄, R₅, and R₆ are the same or different and represent hydrogen, halogen, hydroxy, amino, aminosulfonyl, arylalkylsulfonyl, alkylsulfonyl, alkylaminosulfonyl, alkyl of 1 to 6 carbon atoms or alkoxy of 1 to 6 carbon atoms.

The invention further provides compounds of the formula:



XI

or the pharmaceutically acceptable salts thereof wherein:

Y represents nitrogen or CH;

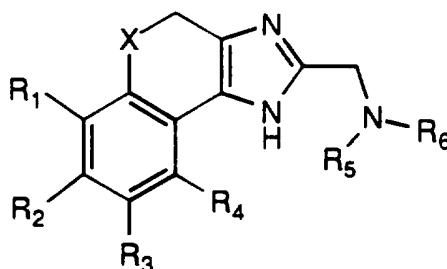
R₁, R₂, R₃, and R₄ are the same or different and represent hydrogen or alkyl groups having 1 to 6 carbon atoms;

5 R₅, R₆, and R₇ independently represent hydrogen, halogen, hydroxy, amino, alkyl having 1 to 6 carbon atoms, or alkoxy of 1 to 6 carbon atoms; and

W and Z are the same or different and represent nitrogen or CR₉ where R₉ represents hydrogen, halogen, alkyl having from 1 to 6 carbon atoms, or alkoxy having from 1 to 6 carbon atoms.

10

In addition, the invention provides compounds of the formula:



XII

or the pharmaceutically acceptable salts thereof wherein:

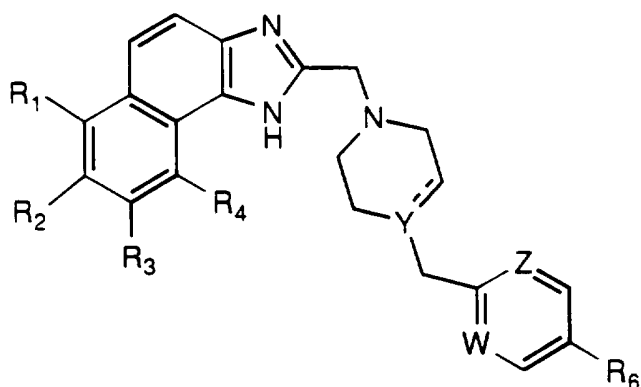
15 X represents oxygen or methylene;

R₁, R₂, R₃, and R₄ are the same or different and represent hydrogen or alkyl groups having 1 to 6 carbon atoms; and

R₅ represents alkyl having 1-3 carbon atoms and R₆ is benzyl, optionally substituted with alkyl having 1-6 carbon atoms, alkoxy, hydroxy, or halogen.

20

The invention also provides compounds of the formula:



XIII

or the pharmaceutically acceptable salts thereof wherein:

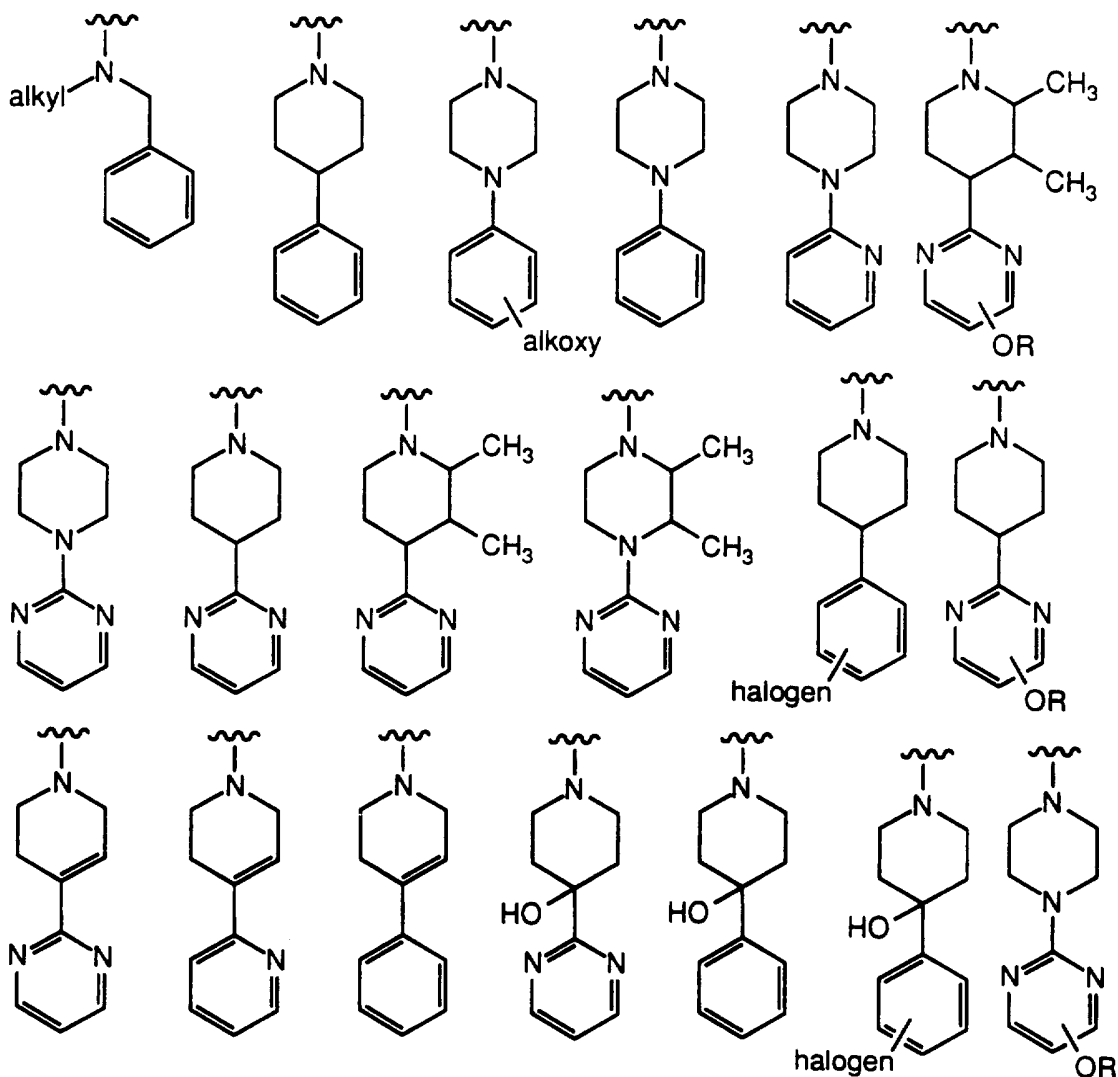
Y represents nitrogen or CH:

5 R₁, R₂, R₃, and R₄ are the same or different and represent hydrogen or alkyl groups having 1 to 6 carbon atoms;

R₆ represents hydrogen, halogen, hydroxy, amino, alkyl having 1 to 6 carbon atoms, or alkoxy of 1 to 6 carbon atoms; and

10 W and Z are the same or different and represent nitrogen or CR₉ where R₉ represents hydrogen, halogen, alkyl having from 1 to 6 carbon atoms, or alkoxy having from 1 to 6 carbon atoms.

Preferred "NR₅R₆" groups of formula I above include the following:



In the above preferred NR₅R₆ groups, OR represents hydroxy or alkoxy.

Particularly preferred NR₅R₆ substituents are N-benzyl-N-methyl, 4-(2-pyrimidinyl)-
5 piperazinyl, and 4-phenylpiperidinyl groups.

Representative compounds of the present invention, which are encompassed by Formula I, include, but are not limited to the compounds in Figure I and their pharmaceutically acceptable salts. Non-toxic pharmaceutically acceptable salts include salts of acids such as hydrochloric, phosphoric, hydrobromic, sulfuric, sulfonic, formic, toluene sulfonic, hydroiodic, acetic and the
10 like. Those skilled in the art will recognize a wide variety of non-toxic pharmaceutically acceptable addition salts.

The present invention also encompasses the acylated prodrugs of the compounds of Formula I. Those skilled in the art will recognize various synthetic methodologies which can be employed to prepare non-toxic pharmaceutically acceptable addition salts and acylated prodrugs of the compounds encompassed by Formula I.

5 When A represents $-\text{CH}=\text{CH}-$ in the formulas set forth above, the resulting unsaturated system is a 1H-naphth[1,2-d]imidazole.

By "aryl" and "Ar" is meant an aromatic carbocyclic group having a single ring (e.g., phenyl), multiple rings (e.g., biphenyl), or multiple condensed rings in which at least one is aromatic, (e.g., 1,2,3,4-tetrahydronaphthyl, naphthyl, anthryl, or phenanthryl), which can
10 optionally be unsubstituted or substituted with e.g., halogen, lower alkyl, lower alkoxy, lower alkylthio, trifluoromethyl, lower acyloxy, aryl, heteroaryl, and hydroxy.

By "alkyl" and "lower alkyl" is meant straight and branched chain alkyl groups having from 1-6 carbon atoms.

By "lower alkoxy" and "alkoxy" is meant straight and branched chain alkoxy groups
15 having from 1-6 carbon atoms.

By "heteroaryl" is meant 5, 6, or 7 membered aromatic ring systems having at least one hetero atom selected from the group consisting of nitrogen, oxygen and sulfur. Examples of heteroaryl groups are pyridyl, pyrimidinyl, pyrrolyl, pyrazolyl, pyrazinyl, pyridazinyl, oxazolyl, furanyl, quinolinyl, isoquinolinyl, thiazolyl, and thienyl, which can optionally be unsubstituted
20 or substituted with e.g., halogen, lower alkyl, lower alkoxy, lower alkylthio, trifluoromethyl, lower acyloxy, aryl, heteroaryl, and hydroxy.

By halogen is meant fluorine, chlorine, bromine and iodine.

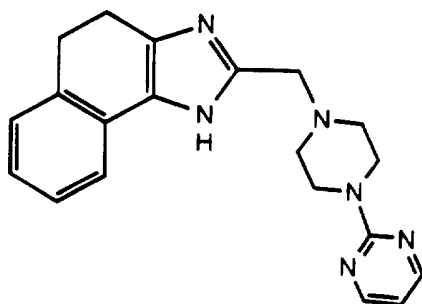
By alkylsulfonyl is meant a sulfonyl group substituted with a lower alkyl group.

By arylalkylsulfonyl is meant a sulfonyl group substituted with an arylalkyl group.

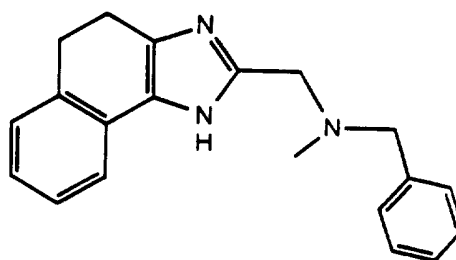
25 By aminosulfonyl is meant a sulfonyl group substituted with an amino group.

By alkylaminosulfonyl is meant a sulfonyl group substituted with a lower alkylamino, or di-lower alkylamino group.

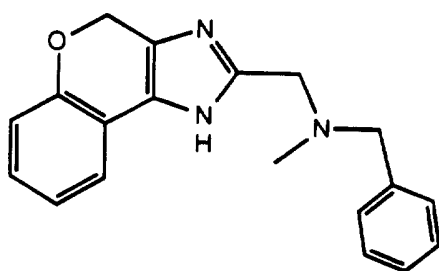
Representative examples of bridged 4-phenyl-2-aminomethylimidazoles according to the invention are shown in Table 1 below.

Table 1¹

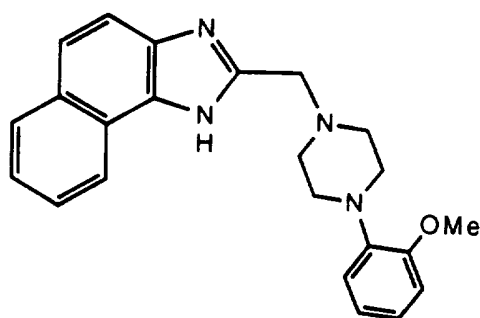
1



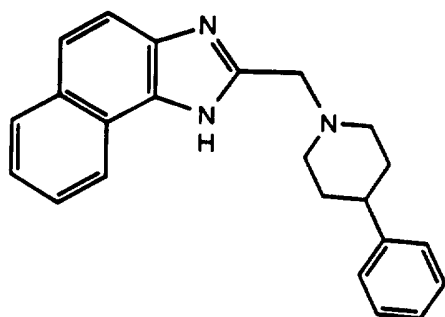
2



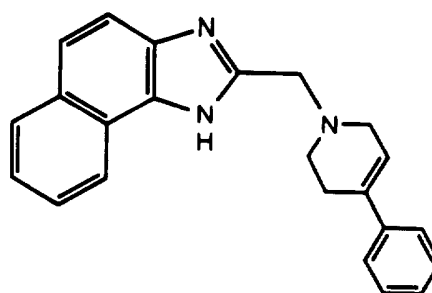
3



4



5



6

1 The number below each compound is its compound number.

5 The pharmaceutical utility of compounds of this invention are indicated by the following assays for dopamine receptor subtype affinity which demonstrate the interaction of the compounds with dopamine receptor subtypes. The interaction results in the pharmacological activities of these compounds which thus can be exploited in the treatment of affective disorders such as schizophrenia, depression as well as certain movement disorders such as Parkinsonism and dystonia. Furthermore, compounds of this invention are useful in treating the extrapyramidal side effects associated with the use of conventional neuroleptic agents.

10

Assay for D₂ and D₃ receptor binding activity

Pellets of COS cells containing recombinantly produced D₂ or D₃ receptors from African Green monkey were used for the assays. The sample is homogenized in 100 volumes (w/vol) of 0.05 M Tris HCl buffer at 4° C and pH 7.4. The sample is then centrifuged at 30,000 x g and resuspended and rehomogenized. The sample is then centrifuged as described and the final tissue sample is frozen until use. The tissue is resuspended 1:20 (wt/vol) in 0.05 M Tris HCl buffer containing 100 mM NaCl.

Incubations are carried out at 48°C and contain 0.4 ml of tissue sample, 0.5 nM ³H-YM 09151-2 and the compound of interest in a total incubation of 1.0 ml. Nonspecific binding is defined as that binding found in the presence of 1 μM spiperone; without further additions, nonspecific binding is less than 20% of total binding. The binding characteristics of examples of this invention for the D₂ and D₃ receptor subtypes are shown in Table 2 for Rat Striatal Homogenates.

TABLE 2

<u>Compound Number</u> ¹	<u>D₂ K_i (μM)</u>	<u>D₃ K_i (μM)</u>
1	4.200	7.800
2	0.350	0.210
3	0.220	0.440

¹ Compound numbers relate to compounds shown in Table 1.

Assay for D₄ receptor binding activity

Clonal cell lines expressing the human dopamine D₄ receptor subtype were harvested in PBS and the cells centrifuged and the pellets stored at -80° C until used in the binding assay. The pellets were resuspended and the cells lysed at 4° C in 50 mM Tris pH 7.4 buffer containing 120 mM NaCl, 1 mM EDTA and 5 mM MgCl₂. The homogenate is centrifuged at 48000 x g for 10 minutes at 4° C. The resulting pellet is resuspended in fresh buffer and centrifuged again. After resuspension of the pellet in fresh buffer a 100 ml aliquot is removed for protein determination. The remaining homogenate is centrifuged as above, the supernatant removed and the pellet stored at 4° C until needed at which time it is resuspended to a final concentration of 625 mg/ml (250 mg per sample) with 50 mM Tris buffer (pH 7.4) and 120 mM NaCl just prior to use. Incubations

were carried out for 60 minutes at 25° C in the presence of 0.1 nM [³H] YM-09151-2. The incubation was terminated by rapid filtration through Whatman GF/C filters and rinsed with 2 x 4 ml washes of chilled 50 mM Tris (pH 7.4) and 120 mM NaCl. Non-specific binding was determined with 1 μM spiperone and radioactivity determined by counting in an LKB beta counter. Binding parameters were determined by non-linear least squares regression analysis, from which the inhibition constant K_i could be calculated for each test compound. The binding characteristics of some examples of this invention are shown in Table 3 for the dopamine D₄ binding assay. In general, compounds of the accompanying Examples were tested in the above assay, and all were found to possess a K_i value for the displacement of [³H]YM-09151-2 from the human dopamine D₄ receptor subtype of below 500 nM. Some specific data is indicated in Table 3.

Table 3

<u>Compound Number</u> ¹	<u>K_i (μM)</u>
1	0.012
2	0.081
3	0.145

¹ Compound numbers relate to compounds shown in Table 1.

Compounds **1** and **2** are particularly preferred embodiments of the present invention because of its potency in binding to dopamine receptor subtypes.

The compounds of the invention, or a pharmaceutically acceptable salt thereof, i.e., the "active ingredient", can be used alone or in combination with various excipients, stabilizers or agents to designed to prolong the action of the active ingredient in the treatment of neuropsychochological disorders such as, example, schizophrenia, dementia, depression, anxiety, Parkinson-like motor disorders and motion disorders related to the use of neuroleptic agents.

The compounds of general Formula I may be administered orally, topically, parenterally, by inhalation or spray or rectally in dosage unit formulations containing conventional non-toxic pharmaceutically acceptable carriers, adjuvants and vehicles. The term parenteral as used herein

includes subcutaneous injections, intravenous, intramuscular, intrasternal injection or infusion techniques. In addition, there is provided a pharmaceutical formulation comprising a compound of general Formula I and a pharmaceutically acceptable carrier. One or more compounds of general Formula I may be present in association with one or more non-toxic pharmaceutically acceptable carriers and/or diluents and/or adjuvants and if desired other active ingredients. The pharmaceutical compositions containing compounds of general Formula I may be in a form suitable for oral use, for example, as tablets, troches, lozenges, aqueous or oily suspensions, dispersible powders or granules, emulsion, hard or soft capsules, or syrups or elixirs.

Compositions intended for oral use may be prepared according to any method known to the art for the manufacture of pharmaceutical compositions and such compositions may contain one or more agents selected from the group consisting of sweetening agents, flavoring agents, coloring agents and preserving agents in order to provide pharmaceutically elegant and palatable preparations. Tablets contain the active ingredient in admixture with non-toxic pharmaceutically acceptable excipients which are suitable for the manufacture of tablets. These excipients may be for example, inert diluents, such as calcium carbonate, sodium carbonate, lactose, calcium phosphate or sodium phosphate; granulating and disintegrating agents, for example, corn starch, or alginic acid; binding agents, for example starch, gelatin or acacia, and lubricating agents, for example magnesium stearate, stearic acid or talc. The tablets may be uncoated or they may be coated by known techniques to delay disintegration and absorption in the gastrointestinal tract and thereby provide a sustained action over a longer period. For example, a time delay material such as glyceryl monostearate or glyceryl distearate may be employed.

Formulations for oral use may also be presented as hard gelatin capsules wherein the active ingredient is mixed with an inert solid diluent, for example, calcium carbonate, calcium phosphate or kaolin, or as soft gelatin capsules wherein the active ingredient is mixed with water or an oil medium, for example peanut oil, liquid paraffin or olive oil.

Aqueous suspensions contain the active materials in admixture with excipients suitable for the manufacture of aqueous suspensions. Such excipients are suspending agents, for example sodium carboxymethylcellulose, methylcellulose, hydropropyl methylcellulose, sodium alginate, polyvinylpyrrolidone, gum tragacanth and gum acacia; dispersing or wetting agents may be a

naturally-occurring phosphatide, for example, lecithin, or condensation products of an alkylene oxide with fatty acids, for example polyoxyethylene stearate, or condensation products of ethylene oxide with long chain aliphatic alcohols, for example heptadecaethyleneoxycetanol, or condensation products of ethylene oxide with partial esters derived from fatty acids and a hexitol such as polyoxyethylene sorbitol monooleate, or condensation products of ethylene oxide with partial esters derived from fatty acids and hexitol anhydrides, for example polyethylene sorbitan monooleate. The aqueous suspensions may also contain one or more preservatives, for example ethyl, or n-propyl p-hydroxybenzoate, one or more coloring agents, one or more flavoring agents, and one or more sweetening agents, such as sucrose or saccharin.

Oily suspensions may be formulated by suspending the active ingredients in a vegetable oil, for example arachis oil, olive oil, sesame oil or coconut oil, or in a mineral oil such as liquid paraffin. The oily suspensions may contain a thickening agent, for example beeswax, hard paraffin or cetyl alcohol. Sweetening agents such as those set forth above, and flavoring agents may be added to provide palatable oral preparations. These compositions may be preserved by the addition of an anti-oxidant such as ascorbic acid.

Dispersible powders and granules suitable for preparation of an aqueous suspension by the addition of water provide the active ingredient in admixture with a dispersing or wetting agent, suspending agent and one or more preservatives. Suitable dispersing or wetting agents and suspending agents are exemplified by those already mentioned above. Additional excipients, for example sweetening, flavoring and coloring agents, may also be present.

Pharmaceutical compositions of the invention may also be in the form of oil-in-water emulsions. The oily phase may be a vegetable oil, for example olive oil or arachis oil, or a mineral oil, for example liquid paraffin or mixtures of these. Suitable emulsifying agents may be naturally-occurring gums, for example gum acacia or gum tragacanth, naturally-occurring phosphatides, for example soy bean, lecithin, and esters or partial esters derived from fatty acids and hexitol, anhydrides, for example sorbitan monooleate, and condensation products of the said partial esters with ethylene oxide, for example polyoxyethylene sorbitan monooleate. The emulsions may also contain sweetening and flavoring agents.

Syrups and elixirs may be formulated with sweetening agents, for example glycerol, propylene glycol, sorbitol or sucrose. Such formulations may also contain a demulcent, a preservative and flavoring and coloring agents. The pharmaceutical compositions may be in the form of a sterile injectable aqueous or oleaginous suspension. This suspension may be
5 formulated according to the known art using those suitable dispersing or wetting agents and suspending agents which have been mentioned above. The sterile injectable preparation may also be sterile injectable solution or suspension in a non-toxic parentally acceptable diluent or solvent, for example as a solution in 1,3-butanediol. Among the acceptable vehicles and solvents that may be employed are water, Ringer's solution and isotonic sodium chloride solution. In
10 addition, sterile, fixed oils are conventionally employed as a solvent or suspending medium. For this purpose any bland fixed oil may be employed including synthetic mono or diglycerides. In addition, fatty acids such as oleic acid find use in the preparation of injectables.

The compounds of general Formula I may also be administered in the form of suppositories for rectal administration of the drug. These compositions can be prepared by
15 mixing the drug with a suitable non-irritating excipient which is solid at ordinary temperatures but liquid at the rectal temperature and will therefore melt in the rectum to release the drug. Such materials are cocoa butter and polyethylene glycols.

Compounds of general Formula I may be administered parenterally in a sterile medium. The drug, depending on the vehicle and concentration used, can either be suspended or dissolved
20 in the vehicle. Advantageously, adjuvants such as local anaesthetics, preservatives and buffering agents can be dissolved in the vehicle.

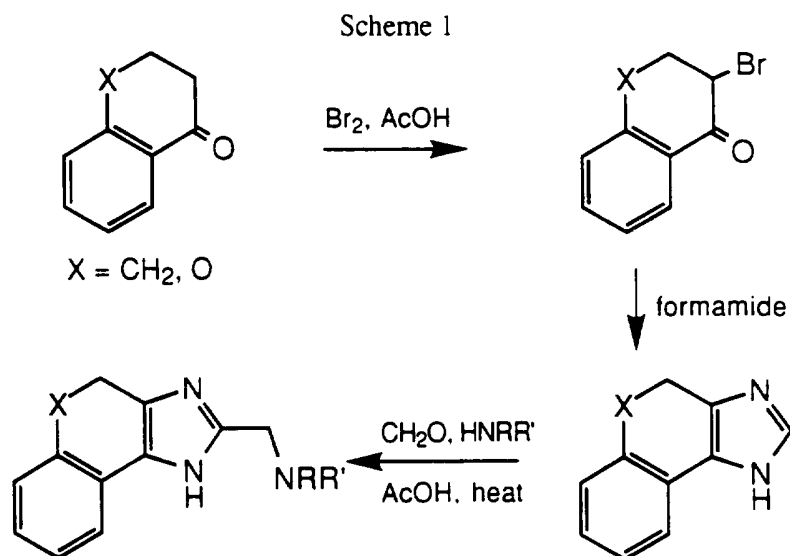
Dosage levels of the order of from about 0.1 mg to about 140 mg per kilogram of body weight per day are useful in the treatment of the above-indicated conditions (about 0.5 mg to about 7 g per patient per day). The amount of active ingredient that may be combined with the
25 carrier materials to produce a single dosage form will vary depending upon the host treated and the particular mode of administration. Dosage unit forms will generally contain between from about 1 mg to about 500 mg of an active ingredient.

It will be understood, however, that the specific dose level for any particular patient will depend upon a variety of factors including the activity of the specific compound employed, the

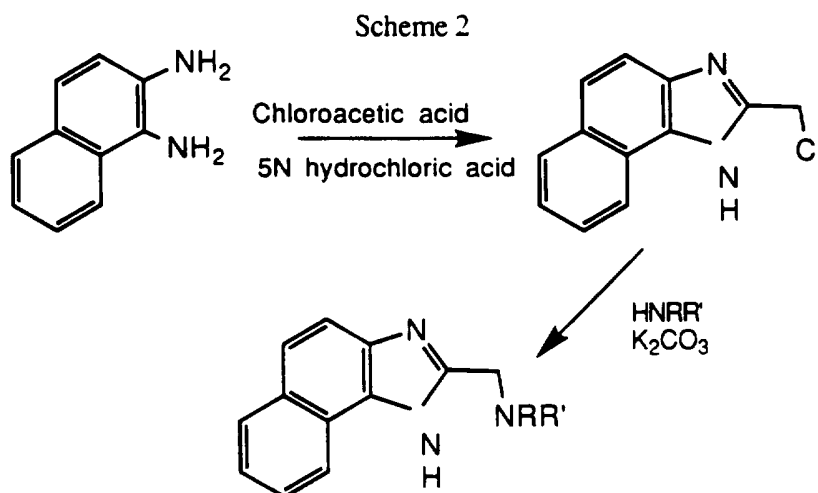
age, body weight, general health, sex, diet, time of administration, route of administration, and rate of excretion, drug combination and the severity of the particular disease undergoing therapy.

Representative procedures suitable for the preparation of compounds of the present invention are illustrated in Schemes 1 and 2. Those having skill in the art will recognize that the starting materials may be varied and additional steps employed to produce compounds
5 encompassed by the present invention.

Scheme 1 depicts a representative route for the preparation of ethyl and oxomethyl bridged 4-phenyl-2-aminomethylimidazoles of the invention.

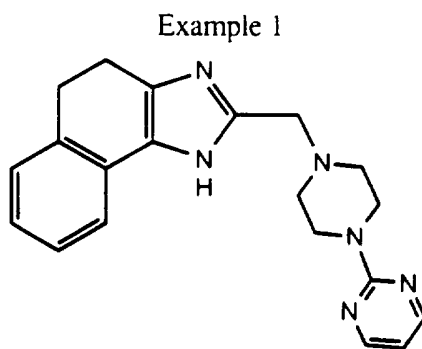


Scheme 2 shows a representative route for the preparation of the ethylene bridged 4-phenyl-2-aminomethylimidazoles of the invention.



10 In each of Schemes 1 and 2 above, NRR' represents the group NR₅R₆ defined above or a protected precursor thereof.

This invention is further illustrated by the following examples which are not to be construed as limiting the invention in scope or spirit to the specific procedures and compounds described therein.



1. A solution of bromine (5.5g) in 25 ml of acetic acid was added dropwise to a solution of 1-tetralone in 25 ml of acetic acid at 60°C. After the addition was complete, the reaction was cooled and most of the acetic acid was removed in vacuo. The residue was partitioned between water and ethyl acetate. The organic layer was washed with a dilute solution of sodium bisulfite, dried with sodium sulfate and concentrated. A portion of the resulting 2-bromo-1-tetralone (3g) was mixed with 30 ml of formamide and the resulting solution was heated at 160°C for 12 hours. Upon cooling, 100 ml of water was added followed by 10 ml of 3N hydrochloric acid solution. The mixture was washed with diethyl ether and the ether layer was discarded. The remaining solution was made basic with saturated sodium carbonate solution and extracted with methylene chloride. The organic extracts were dried with sodium sulfate and concentrated to provide 1.2 g of 4,5-dihydronaphth[1,2-d]imidazole.

2. A solution of 100 mg of 4,5-dihydronaphth[1,2-d]imidazole, 51 mg of 37% w/w aqueous formaldehyde, 103 mg of 1-(2-pyrimidinyl)piperazine in 5 ml of acetic acid was refluxed for 1 hour, cooled and the solvent removed under reduced pressure. Ethanol (3 ml) and ammonium hydroxide (0.1 ml) were added and the solution was reconcentrated. Purification of the product on silica gel using 10% v/v methanol/chloroform as the eluent provided 1H-2-(1-(4-(2-pyrimidinyl)piperazinyl)methyl)-(5,6-dihydro)-naphth[1,2-d]imidazole as an oil. The addition of a saturated solution of hydrogen chloride in isopropanol to the product in isopropanol yielded the amine salt which was isolated by filtration to provide 151 mg of: 1H-2-(1-(4-(2-pyrimidinyl)piperazinyl)methyl)-(5,6-dihydro)-naphth[1,2-d]imidazole dihydrochloride (Compound 1, m.p. 212-214 °C).

Example 2

The following compounds are prepared essentially according to the procedure described in Example 1.

(a) 1H-{2-(N-benzyl-N-methyl)aminomethyl}-(5,6-dihydro)-naphth[1,2-d]imidazole
5 dihydrochloride (Compounds 2, m.p. 225-227°C).

(b) 1H-{2-(N-benzyl-N-methyl)aminomethyl}chromano[3,4-d]imidazole
dihydrochloride (Compound 3, m.p. 198-201°C dec.).

Example 3

10 Monochloroacetic acid (15g, 0.16 mol) and diamionaphthlene (22.1g, 0.14 mol) were refluxed in 60 ml of 5 N HCl for 6 hours. The reaction was cooled in ice and neutralized with aqueous ammonium hydroxide. The precipitated product was collected by filtration and recrystallized from benzene/hexane (18.7g, 62%).

To a solution of the isolated 2-chloromethyl-1H-naphth[1,2-d]imidazole (1.4g, 6.5
15 mmol) in dimethylformamide (20ml) was added potassium carbonate (2g) and the resultant mixture was refluxed for 2 hours. After cooling to 20°C, the reaction mixture was poured onto ice water and extracted with chloroform. The organic extracts were dried and concentrated to give an oil. The oil was dissolved in 10ml of isopropyl alcohol and 48% HBr was added dropwise until the pH of the solution was less than 3.0 as indicated by pH paper. A precipitate
20 developed upon standing which was isolated by filtration providing 1H-2-(1[4-(2-methoxyphenyl)-piperazinyl])methylnaphth[1,2-d]imidazole dihydrobromide (Compound 4, 2.7g, 77%).

Example 4

25 The following compounds are prepared essentially according to the procedure described in Example 3.

(a) 2-[1-(4-phenyl)piperidinyl]methyl-1H-naphth[1,2-d]imidazole dihydrochloride
(Compound 5).

(b) 2-[1-{4-phenyl-1,2,3,6-tetrahydro}pyridyl]methyl-1H-naphth[1,2-d]imidazole dihydrochloride (Compound 6).

(c) 2-[1-{4-hydroxy-4-(4-chlorophenyl)}piperidinyl]methyl-1H-naphth[1,2-d]imidazole dihydrochloride (Compound 7).

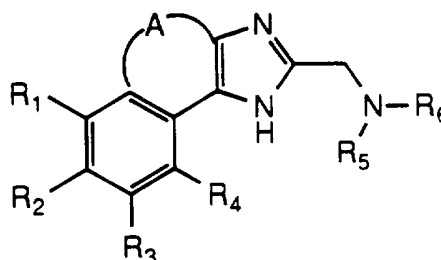
5

The invention and the manner and process of making and using it are now described in such full, clear, concise and exact terms as to enable any person skilled in the art to which it pertains, to make and use the same. It is to be understood that the foregoing describes preferred embodiments of the present invention and that modifications may be made therein without departing from the spirit or scope of the present invention as set forth in the claims. To particularly point out and distinctly claim the subject matter regarded as invention, the following claims conclude the specification.

10

What is claimed is:

1. A compound of the formula:



5 wherein

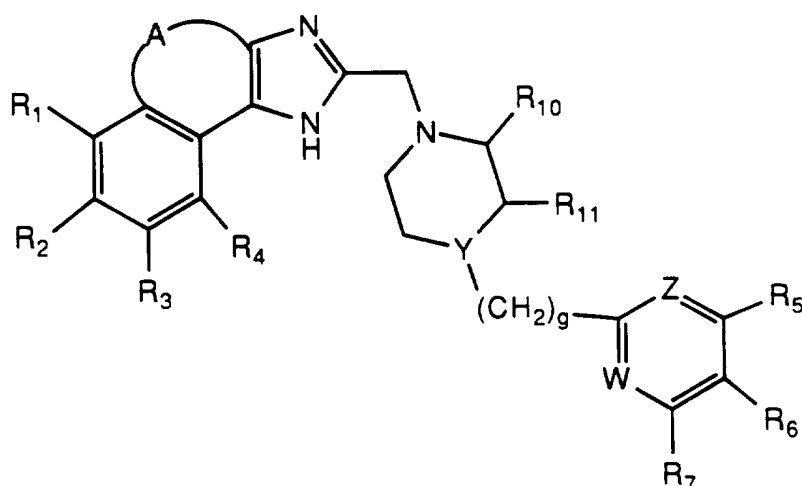
A represents $-\text{CH}=\text{CH}-$, or A represents $-\text{X}-\text{CH}_2-$; where X is carbon or oxygen, provided that when X is oxygen, the oxygen is adjacent the 6-membered ring;

R_1 , R_2 , R_3 and R_4 are the same or different and represent hydrogen, halogen, hydroxy, amino, aminosulfonyl, alkylaminosulfonyl, arylalkylsulfonyl, alkylsulfonyl, alkyl of 1 to 6 carbon atoms or alkoxy of 1 to 6 carbon atoms; and

R_5 represents alkyl having 1-3 carbon atoms and R_6 is benzyl, optionally substituted with alkyl having 1-6 carbon atoms, alkoxy, hydroxy, or halogen; or

NR_5R_6 represents a heterocyclic six membered ring optionally substituted with alkyl having 1-6 carbon atoms, hydroxyl, halogen, aryl, alkylaryl where the alkyl portion is alkyl having 1-6 carbon atoms, or heteroaryl.

2. A compound of the formula:



20 or the pharmaceutically acceptable salts thereof wherein:

A represents $-\text{CH}=\text{CH}-$, or A represents $-\text{X}-\text{CH}_2-$; where X is carbon or oxygen, provided that when X is oxygen, the oxygen is adjacent the 6-membered ring:

Y represents nitrogen or CH:

W, Y and Z are the same or different and represent either carbon or nitrogen.

5 $\text{R}_1, \text{R}_2, \text{R}_3, \text{R}_4, \text{R}_5, \text{R}_6,$ and R_7 independently represent hydrogen, halogen, hydroxy, amino, aminosulfonyl, arylalkylsulfonyl, alkylsulfonyl, alkylaminosulfonyl, alkyl having 1 to 6 carbon atoms, or alkoxy of 1 to 6 carbon atoms:

R_{10} and R_{11} are the same or different and represent alkyl groups having 1 to 6 carbon atoms;

g is an integer from 0 to 4; and

10 W and Z are both nitrogen; or

W is CR_8 and Z is CR_9 ; or

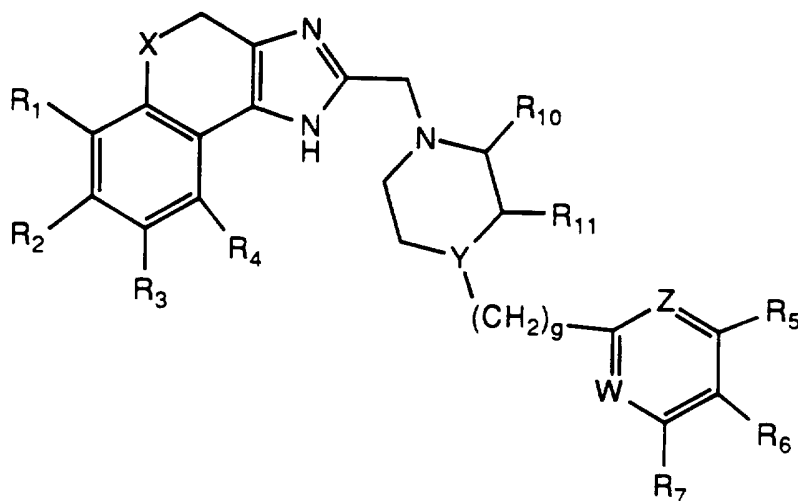
W is CR_8 and Z is nitrogen; or

Z is CR_9 and W is nitrogen,

where R_8 and R_9 are the same or different and represent hydrogen, halogen, alkyl having from 1 to 6 carbon atoms, or alkoxy having from 1 to 6 carbon atoms.

15

3. A compound of the formula:



20 or the pharmaceutically acceptable salts thereof wherein:

X is carbon or oxygen.

Y represents nitrogen or CH:

W, Y and Z are the same or different and represent either carbon or nitrogen.

R₁, R₂, R₃, R₄, R₅, R₆, and R₇ independently represent hydrogen, halogen, hydroxy, amino, aminosulfonyl, arylalkylsulfonyl, alkylsulfonyl, alkylaminosulfonyl, alkyl having 1 to 6 carbon atoms, or alkoxy of 1 to 6 carbon atoms:

R₁₀ and R₁₁ are the same or different and represent alkyl groups having 1 to 6 carbon atoms:

5 g is an integer from 0 to 4; and

W and Z are both nitrogen: or

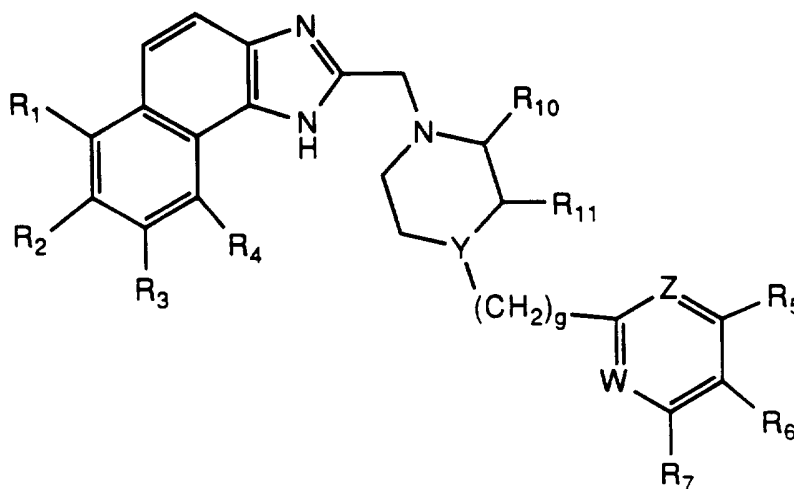
W is CR₈ and Z is CR₉; or

W is CR₈ and Z is nitrogen: or

Z is CR₉ and W is nitrogen.

10 where R₈ and R₉ are the same or different and represent hydrogen, halogen, alkyl having from 1 to 6 carbon atoms, or alkoxy having from 1 to 6 carbon atoms.

4. A compound of the formula:



15

or the pharmaceutically acceptable salts thereof wherein

Y represents nitrogen or CH;

W, Y and Z are the same or different and represent either carbon or nitrogen.

20 R₁, R₂, R₃, R₄, R₅, R₆, and R₇ independently represent hydrogen, halogen, hydroxy, amino, aminosulfonyl, arylalkylsulfonyl, alkylsulfonyl, alkylaminosulfonyl, alkyl having 1 to 6 carbon atoms, or alkoxy of 1 to 6 carbon atoms:

R₁₀ and R₁₁ are the same or different and represent alkyl groups having 1 to 6 carbon atoms:

g is an integer from 0 to 4; and

W and Z are both nitrogen: or

W is CR₈ and Z is CR₉; or

W is CR₈ and Z is nitrogen: or

Z is CR₉ and W is nitrogen.

5 where R₈ and R₉ are the same or different and represent hydrogen, halogen, alkyl
 having from 1 to 6 carbon atoms, or alkoxy having from 1 to 6 carbon atoms.

5. A compound according to Claim 1, wherein NR₅R₆ represents N-benzyl-N-
methyl.

10

6. A compound according to Claim 1, wherein NR₅R₆ represents 4-(2-
pyrimidyl)piperazinyl.

7. A compound according to Claim 1, wherein NR₅R₆ represents 4-(2-
15 methoxyphenyl)piperazinyl.

8. A compound according to Claim 1, wherein NR₅R₆ represents 4-hydroxy-4-(4-
chlorophenyl)piperidinyl.

9 A compound according to Claim 1, wherein NR₅R₆ represents 4-phenyl-1,2,3,6-
20 tetrahydropyridyl.

10. A compound according to Claim 1, wherein NR₅R₆ represents 4-phenyl-
piperidinyl.

25

11. A compound according to Claim 1 which is 1H-2-[1-(4-(2-
pyrimidyl)piperazinyl)]methyl-(5,6-dihydro)-naphth[1,2-d]imidazole.

12. A compound according to Claim 1 which is 1H-[2-(N-benzyl-N-methyl)aminomethyl]-(5,6-dihydro)-naphth[1,2-d]imidazole.

13. A compound according to Claim 1 which is 1H-[2-(N-benzyl-N-methyl)aminomethyl]chromano[3,4-d]imidazole.

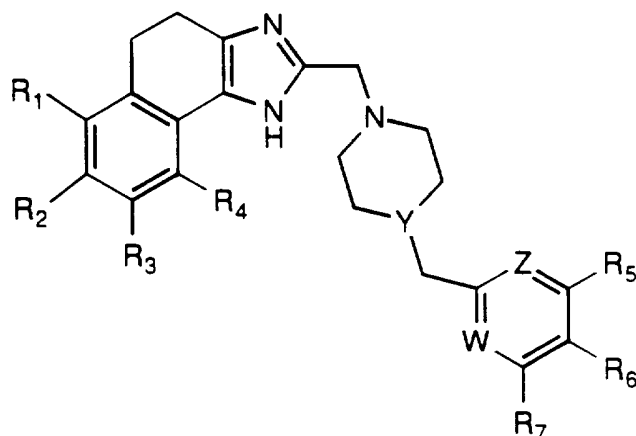
14. A compound according to Claim 1 which is 1H-2-[1-(4-(2-methoxyphenyl))piperazinyl]methyl-naphth[1,2-d]imidazole.

15. A compound according to Claim 1 which is 2-[1-(4-hydroxy-4-(4-chlorophenyl))piperidinyl]methyl-1H-naphth[1,2-d]imidazole.

16. A compound according to Claim 1 which is 2-[1-(4-phenyl-1,2,3,6-tetrahydropyridyl)]methyl-1H-naphth[1,2-d]imidazole.

17. A compound according to Claim 1 which is 2-[1-(4-phenyl)piperidinyl]methyl-1H-naphth[1,2-d]imidazole.

18. A compound of the formula:



20

or the pharmaceutically acceptable salts thereof wherein:

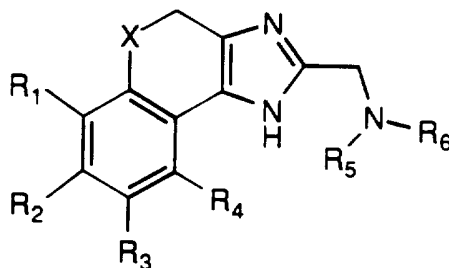
Y represents nitrogen or CH:

R_1 , R_2 , R_3 , and R_4 are the same or different and represent hydrogen or alkyl groups having 1 to 6 carbon atoms:

R_5 , R_6 , and R_7 independently represent hydrogen, halogen, hydroxy, amino, alkyl having 1 to 6 carbon atoms, or alkoxy of 1 to 6 carbon atoms; and

5 W and Z are the same or different and represent nitrogen or CR_9 where R_9 represents hydrogen, halogen, alkyl having from 1 to 6 carbon atoms, or alkoxy having from 1 to 6 carbon atoms.

19. A compound of the formula:



10

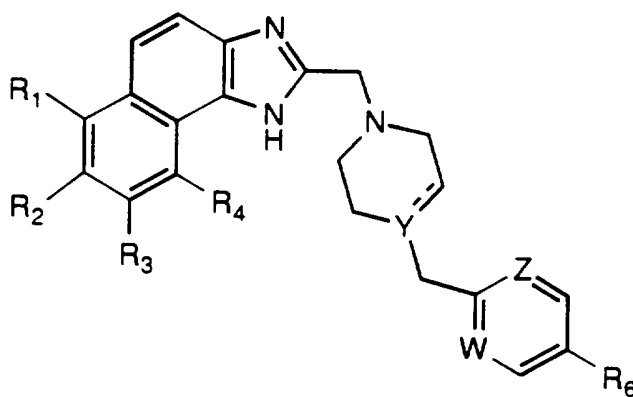
or the pharmaceutically acceptable salts thereof wherein:

X represents oxygen or methylene:

R_1 , R_2 , R_3 , and R_4 are the same or different and represent hydrogen or alkyl groups having 1 to 6 carbon atoms; and

15 R_5 represents alkyl having 1-3 carbon atoms and R_6 is benzyl, optionally substituted with alkyl having 1-6 carbon atoms, alkoxy, hydroxy, or halogen.

20. A compound of the formula:



20 or the pharmaceutically acceptable salts thereof wherein:

Y represents nitrogen or CH:

R₁, R₂, R₃, and R₄ are the same or different and represent hydrogen or alkyl groups having 1 to 6 carbon atoms:

5 R₆ represents hydrogen, halogen, hydroxy, amino, alkyl having 1 to 6 carbon atoms, or alkoxy of 1 to 6 carbon atoms; and

W and Z are the same or different and represent nitrogen or CR₉ where R₉ represents hydrogen, halogen, alkyl having from 1 to 6 carbon atoms, or alkoxy having from 1 to 6 carbon atoms.

INTERNATIONAL SEARCH REPORT

Int. Application No
PCT/US 96/01906

A. CLASSIFICATION OF SUBJECT MATTER
 IPC 6 C07D403/14 C07D403/06 C07D401/06 C07D491/052 C07D235/02
 A61K31/41 //(C07D491/052,311:00,235:00)

According to International Patent Classification (IPC) or to both national classification and IPC

B. FIELDS SEARCHED

Minimum documentation searched (classification system followed by classification symbols)
 IPC 6 C07D A61K

Documentation searched other than minimum documentation to the extent that such documents are included in the fields searched

Electronic data base consulted during the international search (name of data base and, where practical, search terms used)

C. DOCUMENTS CONSIDERED TO BE RELEVANT

Category *	Citation of document, with indication, where appropriate, of the relevant passages	Relevant to claim No.
A	US,A,4 305 954 (E. I. DU PONT DE NEMOURS AND COMPANY) 15 December 1981 see column 2, line 8 - column 2, line 18; claims 1-11 ---	1-20
A	WO,A,94 22839 (MERCK SHARP & DOHME LIMITED) 13 October 1994 cited in the application ---	1-20
A	US,A,4 075 342 (GRUPPO LEPETIT S.P.A.) 21 February 1978 see claims 1-6 ---	1-20
	-/--	

Further documents are listed in the continuation of box C.

Patent family members are listed in annex.

* Special categories of cited documents :

- *A* document defining the general state of the art which is not considered to be of particular relevance
- *E* earlier document but published on or after the international filing date
- *L* document which may throw doubts on priority claim(s) or which is cited to establish the publication date of another citation or other special reason (as specified)
- *O* document referring to an oral disclosure, use, exhibition or other means
- *P* document published prior to the international filing date but later than the priority date claimed

- *T* later document published after the international filing date or priority date and not in conflict with the application but cited to understand the principle or theory underlying the invention
- *X* document of particular relevance; the claimed invention cannot be considered novel or cannot be considered to involve an inventive step when the document is taken alone
- *Y* document of particular relevance; the claimed invention cannot be considered to involve an inventive step when the document is combined with one or more other such documents, such combination being obvious to a person skilled in the art.
- *&* document member of the same patent family

Date of the actual completion of the international search

4 July 1996

Date of mailing of the international search report

24. 07. 96

Name and mailing address of the ISA

European Patent Office, P.B. 5818 Patentlaan 2
 NL - 2280 HV Rijswijk
 Tel. (+31-70) 340-2040, Tx. 31 651 epo nl,
 Fax: (+31-70) 340-3016

Authorized officer

Herz, C

INTERNATIONAL SEARCH REPORT

Int. Application No PCT/US 96/01906

C.(Continuation) DOCUMENTS CONSIDERED TO BE RELEVANT		
Category *	Citation of document, with indication, where appropriate, of the relevant passages	Relevant to claim No.
A	DATABASE WPI Week 8940 Derwent Publications Ltd., London, GB; AN 89-288874 XP002007432 & JP,A,01 211 580 (TAISHO PHARMACEUT. K. K.) , 24 August 1989 see abstract <p align="center">---</p>	1-20
A	DATABASE WPI Week 8937 Derwent Publications Ltd., London, GB; AN 89-266856 XP002007433 & JP,A,01 193 253 (TAISHO PHARMACEUT. K. K.) , 29 January 1988 see abstract <p align="center">-----</p>	1-20

INTERNATIONAL SEARCH REPORT

Information on patent family members

International Application No
PCT/US 96/01906

Patent document cited in search report	Publication date	Patent family member(s)	Publication date
US-A-4305954	15-12-81	AU-B- 8029982	19-08-82
		EP-A- 0057932	18-08-82
		JP-A- 57163384	07-10-82

WO-A-9422839	13-10-94	AU-B- 6286994	24-10-94
		EP-A- 0691960	17-01-96

US-A-4075342	21-02-78	GB-A- 1484615	01-09-77
		AR-A- 209459	29-04-77
		AR-A- 210476	15-08-77
		AT-B- 344176	10-07-78
		AT-B- 346332	10-11-78
		AU-B- 8620475	05-05-77
		BE-A- 835836	16-03-76
		CA-A- 1068273	18-12-79
		CA-A- 1068274	18-12-79
		CH-A- 614208	15-11-79
		CH-A- 614444	30-11-79
		DE-A- 2551868	12-08-76
		FR-A, B 2291747	18-06-76
		JP-C- 1026629	25-12-80
		JP-A- 51075098	29-06-76
		JP-B- 55016513	02-05-80
		LU-A- 73849	11-06-76
		LU-A- 73850	11-06-76
NL-A- 7512848	25-05-76		
SE-B- 421619	18-01-82		
SE-A- 7513137	24-05-76		
SE-B- 421620	18-01-82		
SE-A- 7513138	24-05-76		