



US00D489970S

(12) **United States Design Patent**
Nelson et al.

(10) **Patent No.:** **US D489,970 S**

(45) **Date of Patent:** **** May 18, 2004**

(54) **SPRAYER**

(75) Inventors: **Naomi Ruth Nelson**, Cincinnati, OH (US); **Michael James Rodber**, Leicester (GB); **Christopher Harris**, Rutland (GB)

(73) Assignee: **The Procter & Gamble Company**, Cincinnati, OH (US)

(**) Term: **14 Years**

(21) Appl. No.: **29/181,091**

(22) Filed: **May 5, 2003**

(51) **LOC (7) Cl.** **09-05**

(52) **U.S. Cl.** **D9/300**

(58) **Field of Search** D9/300, 448, 500, D9/506, 523, 529, 549; D23/212, 223, 224, 225, 226; 222/335, 380, 207; 239/333; D28/91.1

(56) **References Cited**

U.S. PATENT DOCUMENTS

D347,788 S * 6/1994 Steijns et al. D9/300

D411,100 S * 6/1999 Torres D9/300
D437,212 S * 2/2001 Adachi et al. D9/300
D438,785 S * 3/2001 Baron D9/300
D461,718 S * 8/2002 Brozell D9/529
D463,735 S * 10/2002 Gobe D9/300
D483,273 S * 12/2003 Lloyd D9/549

* cited by examiner

Primary Examiner—Paula A. Mortimer

(74) *Attorney, Agent, or Firm*—Mark A. Charles; Brahm J. Corstanje; Kim William Zerby

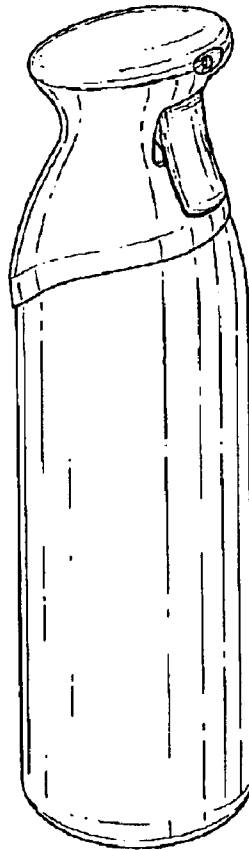
(57) **CLAIM**

The ornamental design for a sprayer, as shown and described.

DESCRIPTION

FIG. 1 is a top view of a sprayer embodying our new design; FIG. 2 is a perspective view of the sprayer; FIG. 3 is a rear view of the sprayer; FIG. 4 is a right side view of the sprayer, the left side view being the same; FIG. 5 is a front view of the sprayer; and, FIG. 6 is a bottom view of the sprayer.

1 Claim, 1 Drawing Sheet



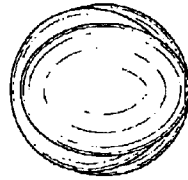


Fig. 1

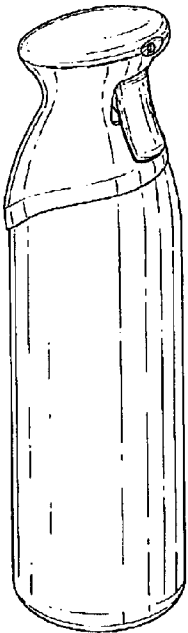


Fig. 2

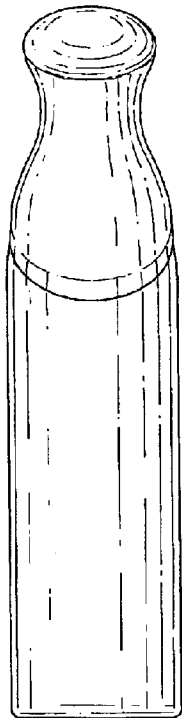


Fig. 3

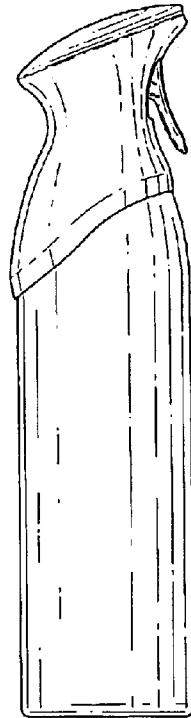


Fig. 4

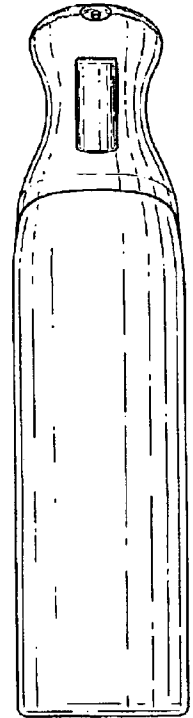


Fig. 5

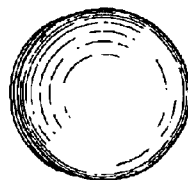


Fig. 6