

REPUBLIC OF SOUTH AFRICA  
PATENTS ACT, 1978**PUBLICATION PARTICULARS AND ABSTRACT**

(Section 32(3)(a) – Regulation 22(1)(g) and 31)

OFFICIAL APPLICATION NO.

LODGING DATE

ACCEPTANCE DATE

21 01 **2003/1576**

22 15 SEPTEMBER 2001

43 8.3.04

INTERNATIONAL CLASSIFICATION

NOT FOR PUBLICATION

51 C07C

CLASSIFIED BY: WIPO

FULL NAMES OF APPLICANT

71 PHARMACIA CORPORATION

FULL NAMES OF INVENTORS

72 1. DURLEY, RICHARD C  
2. SIKORSKI, JAMES  
3. HANSEN JR, DONALD W  
4. PROMO, MICHELLE A  
5. WEBBER, RONALD KEITH  
6. PITZELE, BARNETT S  
7. AWASTHI, ALOK K  
8. MOORMAN, ALAN E

EARLIEST PRIORITY CLAIMED

COUNTRY

NUMBER

DATE

33 US

31 60/232,680

32 15 SEP 2000

TITLE OF INVENTION

54 2-AMINO-2-ALKYL-4 HEXENOIC AND HEXENOIC ACID DERIVATIVES USEFUL AS NITRIC OXIDE  
SYNTHASE INHIBITORS

57 ABSTRACT (NOT MORE THAT 150 WORDS)

NUMBER OF SHEETS 123

If no classification is finished, Form P.9 should accompany this form.  
The figure of the drawing to which the abstract refers is attached.

**2003 / 157 6**

Abstract

The present invention relates to 2-amino-2-alkyl-5 heptenoic and heptynoic acid derivatives and their use in therapy, in particular their use as nitric oxide synthase inhibitors.

**2-Amino-2-Alkyl-4 Hexenoic and Hexynoic Acid Derivatives**  
**Useful as Nitric Oxide Synthase Inhibitors**

Cross Reference to Related Applications

5           This application claims the benefit of U.S. Provisional Application Serial No. 60/232,680, filed September 15, 2000.

Field of the Invention

10           The present invention relates to 2-amino-2-alkyl-4 hexenoic and hexynoic acid derivatives and their use in therapy, in particular their use as nitric oxide synthase inhibitors.

Related Art

15           It has been known since the early 1980's that the vascular relaxation caused by acetylcholine is dependent on the vascular endothelium. The endothelium-derived relaxing factor (EDRF), now known to be nitric oxide (NO) is generated in the vascular endothelium by nitric oxide synthase (NOS). The activity of NO as a vasodilator has been known for well over 100 years. In addition, NO is the active species deriving from amyl nitrite, glyceryl trinitrate and other nitrovasodilators. The identification of EDRF as NO has coincided with the discovery of a biochemical  
20           pathway by which NO is synthesized from the amino acid L-arginine by the enzyme NO synthase.

          Nitric oxide is an endogenous stimulator of the soluble guanylate cyclase. In addition to endothelium-dependent relaxation, NO is involved in a number of biological actions including cytotoxicity of phagocytic cells and cell-to-cell  
25           communication in the central nervous system.

          There are at least three types of NO synthase as follows:

- (i) a constitutive,  $\text{Ca}^{++}$ /calmodulin dependent enzyme, located in the endothelium, that releases NO in response to receptor or physical stimulation.
- (ii) a constitutive,  $\text{Ca}^{++}$ /calmodulin dependent enzyme, located in the brain,  
30           that releases NO in response to receptor or physical stimulation.
- (iii) a  $\text{Ca}^{++}$  independent enzyme which is induced after activation of vascular smooth muscle, macrophages, endothelial cells, and a number of other cells by endotoxin and cytokines. Once expressed, this inducible nitric oxide synthase (hereinafter "iNOS") generates NO continuously for long periods.

The NO released by each of the two constitutive enzymes acts as a transduction mechanism underlying several physiological responses. The NO produced by the inducible enzyme is a cytotoxic molecule for tumor cells and invading microorganisms. It also appears that adverse effects of excess NO production, in particular pathological vasodilation and tissue damage, may result largely from the NO synthesized by iNOS.

There is a growing body of evidence that NO may be involved in the degeneration of cartilage which takes place as a result of certain conditions such as arthritis and it is also known that NO synthesis is increased in rheumatoid arthritis and in osteoarthritis.

Some of the NO synthase inhibitors proposed for therapeutic use are non-selective; they inhibit both the constitutive and the inducible NO synthases. Use of such a non-selective NO synthase inhibitor requires that great care be taken in order to avoid the potentially serious consequences of over-inhibition of the constitutive NO-synthase, such consequences including hypertension and possible thrombosis and tissue damage. In particular, in the case of the therapeutic use of L-NMMA (a non-selective NO synthase inhibitor) for the treatment of toxic shock it has been recommended that the patient must be subject to continuous blood pressure monitoring throughout the treatment. Thus, while non-selective NO synthase inhibitors have therapeutic utility provided that appropriate precautions are taken, NO synthase inhibitors which are selective in the sense that they inhibit the inducible NO synthase to a considerably greater extent than the constitutive isoforms of NO synthase would be of even greater therapeutic benefit and easier to use (S. Moncada and E. Higgs, FASEB J., 9, 1319-1330, 1995).

PCT International Publication No. WO 93/13055 and U. S. Patent No. 5,132,453, the disclosure of which are hereby incorporated by reference in their entirety as if written herein, disclose compounds that inhibit nitric oxide synthesis and preferentially inhibit the inducible isoform of nitric oxide synthase.

PCT International Publication No. WO 95/25717 discloses certain amidino derivatives as being useful in inhibiting inducible nitric oxide synthase.

Various attempts have been made to improve the potency and selectivity of NOS inhibitors by adding one or more rigidifying elements to the inhibitor's structure. Publications by Y. Lee et al (Bioorg. Med. Chem. 7, 1097 (1999)) and R. J. Young et al (Bioorg. Med. Chem. Lett. 10, 597 (2000)) teach that imposing  
5 conformational rigidity with one or more carbon-carbon double bonds is not a favorable approach to impart selectivity for NOS inhibitors.

#### Summary of the Invention

Compounds have now been found which have the advantage of being very efficacious in the human cartilage explant assay, a model for osteoarthritis.


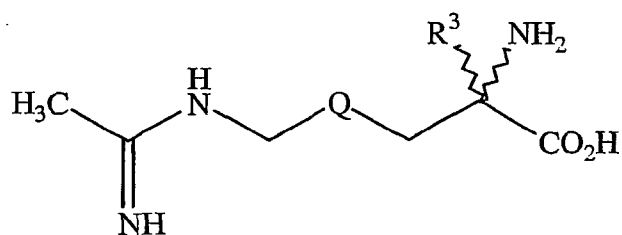
10 The present invention demonstrates that a carbon-carbon double bond can be used as a rigidifying element, and the resulting compounds have unexpected potency and selectivity for inhibition of inducible NOS.

The present invention demonstrates that a carbon-carbon double bond imparts a favorable interaction with inducible NOS, such that the resulting  
15 compounds have unexpected potency and selectivity for inhibition of inducible NOS over the constitutive isoforms.

Further, compounds of the present invention have the advantage of being very efficacious as iNOS inhibitors in the human cartilage explant assay, a model for osteoarthritis. At the same time the compounds of the present invention are  
20 surprisingly less able to penetrate certain non-target organs in test systems, especially in comparison to the compounds of WO 93/13055. This surprising differentiation in expected access between the target organ (cartilage) and other organs is an unexpected advantage for the compounds of the present invention.

In a broad aspect, compounds of the present invention are represented by:

4



or a pharmaceutically acceptable salt thereof, wherein:

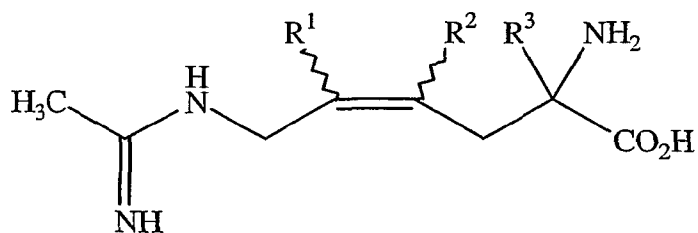
5 R<sup>1</sup> is selected from the group consisting of hydrogen, halo, C<sub>1</sub>-C<sub>5</sub> alkyl and C<sub>1</sub>-C<sub>5</sub> alkyl substituted by alkoxy or one or more halo;

R<sup>2</sup> is selected from the group consisting of hydrogen, halo, C<sub>1</sub>-C<sub>5</sub> alkyl and C<sub>1</sub>-C<sub>5</sub> alkyl substituted by alkoxy or one or more halo;

R<sup>3</sup> is C<sub>1</sub>-C<sub>5</sub> alkyl or C<sub>1</sub>-C<sub>5</sub> alkyl substituted by alkoxy or one or more halo.

10

In an embodiment represented by Formula I, the invention relates to:



15

I

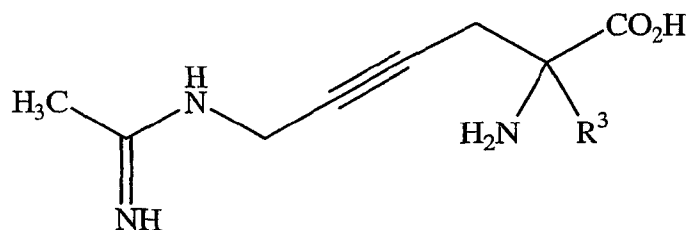
or a pharmaceutically acceptable salt thereof, wherein:

$R^1$  is selected from the group consisting of hydrogen, halo,  $C_1$ - $C_5$  alkyl and  $C_1$ - $C_5$  alkyl substituted by alkoxy or one or more halo;

$R^2$  is selected from the group consisting of hydrogen, halo,  $C_1$ - $C_5$  alkyl and  $C_1$ - $C_5$  alkyl substituted by alkoxy or one or more halo;

5  $R^3$  is  $C_1$ - $C_5$  alkyl or  $C_1$ - $C_5$  alkyl be substituted by alkoxy or one or more halo.

In an embodiment represented by Formula II, the invention relates to:



10

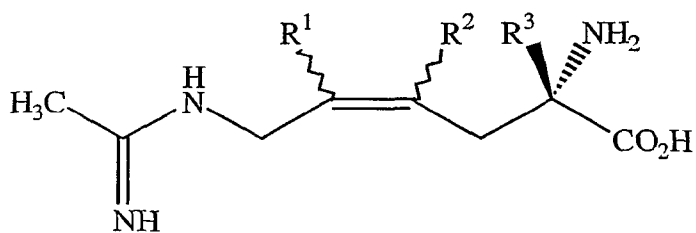
II

or a pharmaceutically acceptable salt thereof, wherein:

$R^3$  is  $C_1$ - $C_5$  alkyl, said  $C_1$ - $C_5$  alkyl optionally substituted by halo or alkoxy, said alkoxy optionally substituted by one or more halo.

In an embodiment represented by Formula III, the invention relates to:

15



III

20

or a pharmaceutically acceptable salt thereof, wherein:

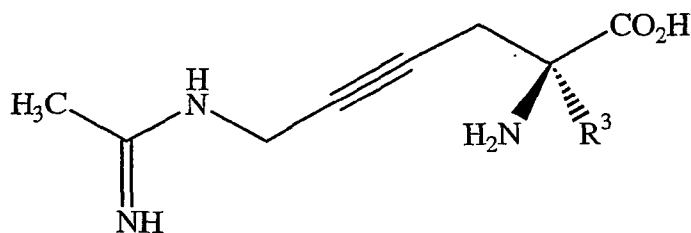
$R^1$  is selected from the group consisting of hydrogen, halo,  $C_1$ - $C_5$  alkyl and  $C_1$ - $C_5$  alkyl substituted by alkoxy or one or more halo;

$R^2$  is selected from the group consisting of hydrogen, halo,  $C_1$ - $C_5$  alkyl and  $C_1$ - $C_5$  alkyl substituted by alkoxy or one or more halo;

$R^3$  is  $C_1$ - $C_5$  alkyl or  $C_1$ - $C_5$  alkyl substituted by alkoxy or one or more halo.

In an embodiment represented by Formula IV, the invention relates to:

5

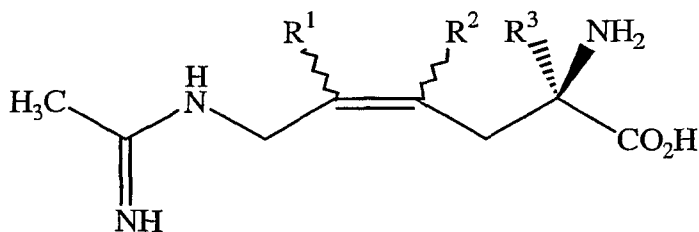


IV

or a pharmaceutically acceptable salt thereof, wherein:

10  $R^3$  is  $C_1$ - $C_5$  alkyl or  $C_1$ - $C_5$  alkyl substituted by alkoxy or one or more halo.

In an embodiment represented by Formula V, the invention relates to:



V

15

or a pharmaceutically acceptable salt thereof, wherein:

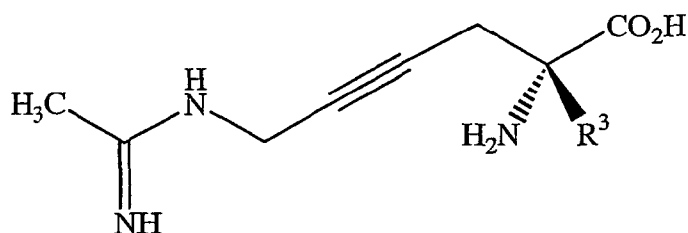
$R^1$  is selected from the group consisting of hydrogen, halo,  $C_1$ - $C_5$  alkyl and  $C_1$ - $C_5$  alkyl substituted by alkoxy or one or more halo;

$R^2$  is selected from the group consisting of hydrogen, halo,  $C_1$ - $C_5$  alkyl and  $C_1$ - $C_5$  alkyl substituted by alkoxy or one or more halo;

20

$R^3$  is  $C_1$ - $C_5$  alkyl or  $C_1$ - $C_5$  alkyl substituted by alkoxy or one or more halo.

In an embodiment represented by Formula VI, the invention relates to:



VI

or a pharmaceutically acceptable salt thereof, wherein:

5           R<sup>3</sup> is C<sub>1</sub>-C<sub>5</sub> alkyl or C<sub>1</sub>-C<sub>5</sub> alkyl substituted by alkoxy or one or more halo.

In a broad aspect, the present invention is directed to novel compounds, pharmaceutical compositions, process for preparing novel compounds, process for preparing pharmaceutical compositions, and methods of using said compounds and compositions for inhibiting or modulating nitric oxide synthesis in a subject in need  
10 of such inhibition or modulation by administering a compound which preferentially inhibits or modulates the inducible isoform of nitric oxide synthase over the constitutive isoforms of nitric oxide synthase. It is also another object of the present invention to lower nitric oxide levels in a subject in need of such lowering. The present compounds possess useful nitric oxide synthase inhibiting activity, and  
15 are expected to be useful in the treatment or prophylaxis of a disease or condition in which the synthesis or over-synthesis of nitric oxide forms a contributory part.

Compounds of the present invention will be useful for treating, among other things, inflammation in a subject, or for treating other nitric oxide synthase-mediated disorders, such as, as an analgesic in the treatment of pain and headaches.  
20 The compounds of the present invention will be useful in the treatment of pain including somatogenic (either nociceptive or neuropathic), both acute and chronic, and could be used in a situation including neuropathic pain for which a common NSAID, opioid analgesic or certain anti-convulsants would traditionally be administered.

25           Included within the scope of the present invention are novel intermediates useful for synthesizing compounds of the present invention.

Conditions in which the compounds of the present invention will provide an advantage in inhibiting NO production from L-arginine include arthritic conditions. For example, compounds of the present invention will be useful to treat arthritis, including but not limited to rheumatoid arthritis, spondyloarthropathies, gouty  
5 arthritis, osteoarthritis, systemic lupus erythematosus, juvenile arthritis, acute rheumatic arthritis, enteropathic arthritis, neuropathic arthritis, psoriatic arthritis, and pyogenic arthritis.

Compounds of the invention will be further useful in the treatment of asthma, bronchitis, menstrual cramps (e.g., dysmenorrhea), premature labor,  
10 tendinitis, bursitis, skin-related conditions such as psoriasis, eczema, burns, sunburn, dermatitis, pancreatitis, hepatitis, and post-operative inflammation including inflammation from ophthalmic surgery such as cataract surgery and refractive surgery. Compounds of the invention also would be useful to treat gastrointestinal conditions such as inflammatory bowel disease, Crohn's  
15 disease, gastritis, irritable bowel syndrome and ulcerative colitis.

Compounds of the invention would be useful in treating inflammation and tissue damage in such diseases as vascular diseases, migraine headaches, periarteritis nodosa, thyroiditis, aplastic anemia, Hodgkin's disease, sclerodoma, rheumatic fever, type I diabetes, neuromuscular junction disease  
20 including myasthenia gravis, white matter disease including multiple sclerosis, sarcoidosis, nephrotic syndrome, Behcet's syndrome, polymyositis, gingivitis, nephritis, hypersensitivity, swelling occurring after injury, myocardial ischemia, and the like. The compounds would also be useful in the treatment of ophthalmic diseases, such as glaucoma, retinitis, retinopathies, uveitis,  
25 ocular photophobia, and of inflammation and pain associated with acute injury to the eye tissue. Of particular interest among the uses of the present inventive compounds is the treatment of glaucoma, especially where symptoms of glaucoma are caused by the production of nitric oxide, such as in nitric oxide-mediated nerve damage. The compounds would also be useful in  
30 the treatment of pulmonary inflammation, such as that associated with viral

infections and cystic fibrosis. The compounds would also be useful for the treatment of certain central nervous system disorders, such as cortical dementias including Alzheimer's disease, and central nervous system damage resulting from stroke, ischemia and trauma. These compounds would also be  
5 useful in the treatment of allergic rhinitis, respiratory distress syndrome, endotoxin shock syndrome, and atherosclerosis. The compounds would also be useful in the treatment of pain, including but not limited to postoperative pain, dental pain, muscular pain, pain caused by temporomandibular joint syndrome, and pain resulting from cancer. The compounds would be useful  
10 for the prevention of dementias, such as Alzheimer's disease.

Besides being useful for human treatment, these compounds are also useful for veterinary treatment of companion animals, exotic animals and farm animals, including mammals and other vertebrates. More preferred animals include horses, dogs, and cats.

15 The present compounds may also be used in co-therapies, partially or completely, in place of other conventional antiinflammatory therapies, such as together with steroids, NSAIDs, COX-2 selective inhibitors, matrix metalloproteinase inhibitors, 5-lipoxygenase inhibitors, LTB<sub>4</sub> antagonists and LTA<sub>4</sub> hydrolase inhibitors.

20 Other conditions in which the compounds of the present invention will provide an advantage in inhibiting NO inhibition include cardiovascular ischemia, diabetes (type I or type II), congestive heart failure, myocarditis, atherosclerosis, migraine, glaucoma, aortic aneurysm, reflux esophagitis, diarrhea, irritable bowel syndrome, cystic fibrosis, emphysema, asthma, bronchiectasis, hyperalgesia  
25 (allodynia), cerebral ischemia (both focal ischemia, thrombotic stroke and global ischemia (for example, secondary to cardiac arrest), multiple sclerosis and other central nervous system disorders mediated by NO, for example Parkinson's disease. Further neurodegenerative disorders in which NO inhibition may be useful include nerve degeneration or nerve necrosis in disorders such as hypoxia, hypoglycemia,  
30 epilepsy, and in cases of central nervous system (CNS) trauma (such as spinal cord

and head injury), hyperbaric oxygen convulsions and toxicity, dementia, such as, for example pre-senile dementia, and AIDS-related dementia, cachexia, Sydenham's chorea, Huntington's disease, Amyotrophic Lateral Sclerosis, Korsakoff's disease, imbecility relating to a cerebral vessel disorder, sleeping disorders, schizophrenia, depression, depression or other symptoms associated with Premenstrual Syndrome (PMS), anxiety and septic shock.

Still other disorders or conditions which will be advantageously treated by the compounds of the present invention include treatment or prevention of opiate tolerance in patients needing protracted opiate analgesics, and benzodiazepine tolerance in patients taking benzodiazepines, and other addictive behavior, for example, nicotine addiction, alcoholism, and eating disorders. The compounds and methods of the present invention will also be useful in the treatment or prevention of drug withdrawal symptoms, for example treatment or prevention of symptoms of withdrawal from opiate, alcohol, or tobacco addiction. The present inventive compounds may also be useful to prevent tissue damage when therapeutically combined with antibacterial or antiviral agents.

The compounds of the present invention will also be useful in inhibiting NO production from L-arginine including systemic hypotension associated with septic and/or toxic hemorrhagic shock induced by a wide variety of agents; therapy with cytokines such as TNF, IL-1 and IL-2; and as an adjuvant to short term immunosuppression in transplant therapy.

Compounds of the invention are useful for the prevention or treatment of cancer, such as colorectal cancer, and cancer of the breast, lung, prostate, bladder, cervix and skin. The present invention is further directed to the use of the compounds of the present invention for the treatment and prevention of neoplasias. The neoplasias that will be treatable or preventable by the compounds and methods of the present invention include brain cancer, bone cancer, a leukemia, such as, for example chronic lymphocytic leukemia, a lymphoma, epithelial cell-derived neoplasia (epithelial carcinoma) such as basal cell carcinoma, adenocarcinoma, gastrointestinal cancer such as lip

cancer, mouth cancer, esophageal cancer, small bowel cancer and stomach cancer, colon cancer, liver cancer, bladder cancer, pancreas cancer, urogenital cancers, such as ovary cancer, cervical cancer, vulvar cancer, and lung cancer, breast cancer and skin cancer, such as squamous cell, melanoma, and basal cell cancers, prostate cancer, renal cell carcinoma, and other known cancers that effect epithelial cells throughout the body. Compounds of the present invention will be effective as well for treatment of mesenchymal derived neoplasias. Preferably, the neoplasia to be treated is selected from gastrointestinal cancer, liver cancer, bladder cancer, pancreas cancer, ovary cancer, prostate cancer, cervical cancer, vulvar cancer, lung cancer, breast cancer and skin cancer, such as squamous cell and basal cell cancers. The present compounds and methods can also be used to treat the fibrosis which occurs with radiation therapy. The present compounds and methods can be used to treat subjects having adenomatous polyps, including those with familial adenomatous polyposis (FAP). Additionally, the present compounds and methods can be used to prevent polyps from forming in patients at risk of FAP.

Conjunctive treatment of a compound of the present invention with another antineoplastic agent will produce a synergistic effect or alternatively reduce the toxic side effects associated with chemotherapy by reducing the therapeutic dose of the side effect-causing agent needed for therapeutic efficacy or by directly reducing symptoms of toxic side effects caused by the side effect-causing agent. A compound of the present invention will further be useful as an adjunct to radiation therapy to reduce side effects or enhance efficacy. In the present invention, another agent which can be combined therapeutically with a compound of the present invention includes any therapeutic agent which is capable of inhibiting the enzyme cyclooxygenase-2 ("COX-2"). Preferably such COX-2 inhibiting agents inhibit COX-2 selectively relative to the enzyme cyclooxygenase-1 ("COX-1"). Such a COX-2 inhibitor is known as a "COX-2 selective inhibitor". More preferably, a compound of the present invention can be therapeutically combined with a COX-2

selective inhibitor wherein the COX-2 selective inhibitor selectively inhibits COX-2 at a ratio of at least 10:1 relative to inhibition of COX-1, more preferably at least 30:1, and still more preferably at least 50:1 in an in vitro test. COX-2 selective inhibitors useful in therapeutic combination with the compounds of the present invention include celecoxib, valdecoxib, deracoxib, etoricoxib, rofecoxib, ABT-963 (2-(3,4-difluorophenyl)-4-(3-hydroxy-3-methyl-1-butoxy)-5-[4-(methylsulfonyl)phenyl]-3(2H)-pyridazinone; described in PCT Patent Application No. WO 00/24719), or meloxicam. A compound of the present invention can also be advantageously used in therapeutic combination with a prodrug of a COX-2 selective inhibitor, for example parecoxib.

Another chemotherapeutic agent which will be useful in combination with a compound of the present invention can be selected, for example, from the following non-comprehensive and non-limiting list:

Alpha-difluoromethylornithine (DFMO), 5-FU-fibrinogen, acanthifolic acid, aminothiadiazole, brequinar sodium, carmofur, Ciba-Geigy CGP-30694, cyclopentyl cytosine, cytarabine phosphate stearate, cytarabine conjugates, Lilly DATHF, Merrel Dow DDFC, dezaguanine, dideoxycytidine, dideoxyguanosine, didox, Yoshitomi DMDC, doxifluridine, Wellcome EHNA, Merck & Co. EX-015, fazarabine, floxuridine, fludarabine phosphate, 5-fluorouracil, N-(2'-furanidyl)-5-fluorouracil, Daiichi Seiyaku FO-152, isopropyl pyrrolizine, Lilly LY-188011, Lilly LY-264618, methobenzaprim, methotrexate, Wellcome MZPES, norspermidine, NCI NSC-127716, NCI NSC-264880, NCI NSC-39661, NCI NSC-612567, Warner-Lambert PALA, pentostatin, piritrexim, plicamycin, Asahi Chemical PL-AC, Takeda TAC-788, thioguanine, tiazofurin, Erbamont TIF, trimetrexate, tyrosine kinase inhibitors, tyrosine protein kinase inhibitors, Taiho UFT, uricytin, Shionogi 254-S, aldo-phosphamide analogues, altretamine, anaxirone, Boehringer Mannheim BBR-2207, bestrabucil, budotitane, Wakunaga CA-102, carboplatin, carmustine, Chinoin-139, Chinoin-153, chlorambucil, cisplatin, cyclophosphamide, American Cyanamid CL-286558, Sanofi CY-233, cyplatate, Degussa D-19-384, Sumimoto DACHP(Myrr)2, diphenylspiromustine, diplatinum cytostatic, Erba distamycin

derivatives, Chugai DWA-2114R, ITI E09, elmustine, Erbamont FCE-24517, estramustine phosphate sodium, fotemustine, Unimed G-6-M, Chinoin GYKI-17230, hepsul-fam, ifosfamide, iproplatin, lomustine, mafosfamide, mitolactol, Nippon Kayaku NK-121, NCI NSC-264395, NCI NSC-342215, oxaliplatin, Upjohn  
5 PCNU, prednimustine, Proter PTT-119, ranimustine, semustine, SmithKline SK&F-101772, Yakult Honsha SN-22, spiromus-tine, Tanabe Seiyaku TA-077, tauromustine, temozolomide, teroxirone, tetraplatin, trimelamol, Taiho 4181-A, aclarubicin, actinomycin D, actinoplanone, Erbamont ADR-456, aeroplysinin derivative, Ajinomoto AN-201-II, Ajinomoto AN-3, Nippon Soda anisomycins,  
10 anthracycline, azino-mycin-A, bisucaberin, Bristol-Myers BL-6859, Bristol-Myers BMY-25067, Bristol-Myers BMY-25551, Bristol-Myers BMY-26605, Bristol-Myers BMY-27557, Bristol-Myers BMY-28438, bleomycin sulfate, bryostatin-1, Taiho C-1027, caliche mycin, chromoximycin, dactinomycin, daunorubicin, Kyowa Hakko DC-102, Kyowa Hakko DC-79, Kyowa Hakko DC-88A, Kyowa Hakko  
15 DC89-A1, Kyowa Hakko DC92-B, ditrisarubicin B, Shionogi DOB-41, doxorubicin, doxorubicin-fibrinogen, elsamicin-A, epirubicin, erbstatin, esorubicin, esperamicin-A1, esperamicin-Alb, Erbamont FCE-21954, Fujisawa FK-973, fostriecin, Fujisawa FR-900482, glidobactin, gregatin-A, grincamycin, herbimycin, idarubicin, illudins, kazusamycin, kesarirhodins, Kyowa Hakko KM-5539, Kirin  
20 Brewery KRN-8602, Kyowa Hakko KT-5432, Kyowa Hakko KT-5594, Kyowa Hakko KT-6149, American Cyanamid LL-D49194, Meiji Seika ME 2303, menogaril, mitomycin, mitoxantrone, SmithKline M-TAG, neoenactin, Nippon Kayaku NK-313, Nippon Kayaku NKT-01, SRI International NSC-357704, oxalysine, oxaunomycin, peplomycin, pilatin, pirarubicin, porothramycin,  
25 pyrindamycin A, Tobishi RA-I, rapamycin, rhizoxin, rodorubicin, sibanomicin, siwenmycin, Sumitomo SM-5887, Snow Brand SN-706, Snow Brand SN-07, sorangicin-A, sparsomycin, SS Pharmaceutical SS-21020, SS Pharmaceutical SS-7313B, SS Pharmaceutical SS-9816B, steffimycin B, Taiho 4181-2, talisomycin, Takeda TAN-868A, terpentecin, thiazine, tricrozarin A, Upjohn U-73975, Kyowa  
30 Hakko UCN-10028A, Fujisawa WF-3405, Yoshitomi Y-25024 zorubicin, alpha-

carotene, alpha-difluoromethyl-arginine, acitretin, Biotec AD-5, Kyorin AHC-52, alstonine, amonafide, amphetamine, amsacrine, Angiostat, ankinomycin, anti-neoplaston A10, antineoplaston A2, antineoplaston A3, antineoplaston A5, antineoplaston AS2-1, Henkel APD, aphidicolin glycinate, asparaginase, Avarol, 5 baccharin, batracylin, benfluron, benzotript, Ipsen-Beaufour BIM-23015, bisantrene, Bristo-Myers BMY-40481, Vestar boron-10, bromofosfamide, Wellcome BW-502, Wellcome BW-773, caracemide, carmethizole hydrochloride, Ajinomoto CDAF, chlorsulfaquinoxalone, Chemex CHX-2053, Chemex CHX-100, Warner-Lambert CI-921, Warner-Lambert CI-937, Warner-Lambert CI-941, 10 Warner-Lambert CI-958, clanfenur, claviridenone, ICN compound 1259, ICN compound 4711, Contracan, Yakult Honsha CPT-11, crisnatol, curaderm, cytochalasin B, cytarabine, cytosytin, Merz D-609, DABIS maleate, dacarbazine, datelliptinium, didemnin-B, dihaematoporphyrin ether, dihydrolenperone, dinaline, distamycin, Toyo Pharmar DM-341, Toyo Pharmar DM-75, Daiichi Seiyaku DN- 15 9693, elliprabin, elliptinium acetate, Tsumura EPMTc, ergotamine, etoposide, etretinate, fenretinide, Fujisawa FR-57704, gallium nitrate, genkwadaphnin, Chugai GLA-43, Glaxo GR-63178, grifolan NMF-5N, hexadecylphosphocholine, Green Cross HO-221, homoharringtonine, hydroxyurea, BTG ICRF-187, ilmofofosine, isoglutamine, isotretinoin, Otsuka JI-36, Ramot K-477, Otsuak K-76COONa, 20 Kureha Chemical K-AM, MECT Corp KI-8110, American Cyanamid L-623, leukoregulin, lonidamine, Lundbeck LU-23-112, Lilly LY-186641, NCI (US) MAP, marycin, Merrel Dow MDL-27048, Medco MEDR-340, merbarone, merocyanine derivatives, methylanilinoacridine, Molecular Genetics MGI-136, minactivin, mitonafide, mitoquidone, mopidamol, motretinide, Zenyaku Kogyo 25 MST-16, N-(retinoyl)amino acids, Nisshin Flour Milling N-021, N-acylated-dehydroalanines, nafazatrom, Taisho NCU-190, nocodazole derivative, Normosang, NCI NSC-145813, NCI NSC-361456, NCI NSC-604782, NCI NSC-95580, octreotide, Ono ONO-112, oquizanocine, Akzo Org-10172, pancratistatin, pazelliptine, Warner-Lambert PD-111707, Warner-Lambert PD-115934, Warner- 30 Lambert PD-131141, Pierre Fabre PE-1001, ICRT peptide D, piroxantrone,

polyhaematoporphyrin, polypreic acid, Efamol porphyrin, probimane, procarbazine, proglumide, Invitron protease nexin I, Tobishi RA-700, razoxane, Sapporo Breweries RBS, restrictin-P, retelliptine, retinoic acid, Rhone-Poulenc RP-49532, Rhone-Poulenc RP-56976, SmithKline SK&F-104864, Sumitomo SM-108, Kuraray  
5 SMANCS, SeaPharm SP-10094, spatol, spirocyclopropane derivatives, spirogermanium, Unimed, SS Pharmaceutical SS-554, strypoldinone, Stypoldione, Suntory SUN 0237, Suntory SUN 2071, superoxide dismutase, Toyama T-506, Toyama T-680, taxol, Teijin TEL-0303, teniposide, thaliblastine, Eastman Kodak TJB-29, tocotrienol, Topostin, Teijin TT-82, Kyowa Hakko UCN-01, Kyowa  
10 Hakko UCN-1028, ukrain, Eastman Kodak USB-006, vinblastine sulfate, vincristine, vindesine, vinestramide, vinorelbine, vintriptol, vinzolidine, withanolides, Yamanouchi YM-534, uroguanylin, combretastatin, dolastatin, idarubicin, epirubicin, estramustine, cyclophosphamide, 9-amino-2-(S)-camptothecin, topotecan, irinotecan (Camptosar), exemestane, decapeptyl  
15 (tryptorelin), or an omega-3 fatty acid.

Examples of radioprotective agents which may be used in a combination therapy with the compounds of this invention include AD-5, adchnon, amifostine analogues, detox, dimesna, l-102, MM-159, N-acylated-dehydroalanines, TGF-Genentech, tiprotimod, amifostine, WR-151327, FUT-187, ketoprofen transdermal,  
20 nabumetone, superoxide dismutase (Chiron) and superoxide dismutase Enzon.

The compounds of the present invention will also be useful in treatment or prevention of angiogenesis-related disorders or conditions, for example, tumor growth, metastasis, macular degeneration, and atherosclerosis.

In a further embodiment, the present invention also provides therapeutic  
25 combinations for the treatment or prevention of ophthalmic disorders or conditions such as glaucoma. For example the present inventive compounds advantageously will be used in therapeutic combination with a drug which reduces the intraocular pressure of patients afflicted with glaucoma. Such intraocular pressure-reducing drugs include without limitation; latanoprost, travoprost, bimatoprost, or  
30 unoprostol. The therapeutic combination of a compound of the present invention

plus an intraocular pressure-reducing drug will be useful because each is believed to achieve its effects by affecting a different mechanism.

In another combination of the present invention, the present inventive compounds can be used in therapeutic combination with an antihyperlipidemic or cholesterol-lowering drug such as a benzothiepine or a benzothiazepine antihyperlipidemic drug. Examples of benzothiepine antihyperlipidemic drugs useful in the present inventive therapeutic combination can be found in U.S. Patent No. 5,994,391, herein incorporated by reference. Some benzothiazepine antihyperlipidemic drugs are described in WO 93/16055. Alternatively, the antihyperlipidemic or cholesterol-lowering drug useful in combination with a compound of the present invention can be an HMG Co-A reductase inhibitor. Examples of HMG Co-A reductase inhibitors useful in the present therapeutic combination include, individually, benfluorex, fluvastatin, lovastatin, provastatin, simvastatin, atorvastatin, cerivastatin, bervastatin, ZD-9720 (described in PCT Patent Application No. WO 97/06802), ZD-4522 (CAS No. 147098-20-2 for the calcium salt; CAS No. 147098-18-8 for the sodium salt; described in European Patent No. EP 521471), BMS 180431 (CAS No. 129829-03-4), or NK-104 (CAS No. 141750-63-2). The therapeutic combination of a compound of the present invention plus an antihyperlipidemic or cholesterol-lowering drug will be useful, for example, in reducing the risk of formation of atherosclerotic lesions in blood vessels. For example, atherosclerotic lesions often initiate at inflamed sites in blood vessels. It is established that antihyperlipidemic or cholesterol-lowering drug reduce risk of formation of atherosclerotic lesions by lowering lipid levels in blood. Without limiting the invention to a single mechanism of action, it is believed that one way the compounds of the present combination will work in concert to provide improved control of atherosclerotic lesions by, for example, reducing inflammation of the blood vessels in concert with lowering blood lipid levels.

In another embodiment of the invention, the present compounds can be used in combination with other compounds or therapies for the treatment of central nervous conditions or disorders such as migraine. For example, the present

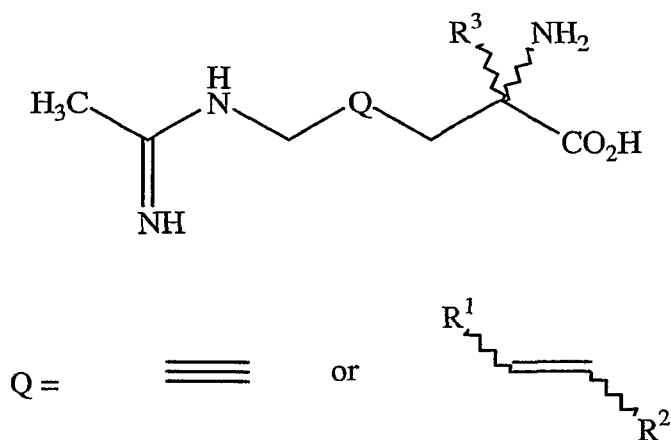
compounds can be used in therapeutic combination with caffeine, a 5-HT-1B/1D agonist (for example, a triptan such as sumatriptan, naratriptan, zolmitriptan, rizatriptan, almotriptan, or frovatriptan), a dopamine D4 antagonist (e.g., sonepiprazole), aspirin, acetaminophen, ibuprofen, indomethacin, naproxen sodium, isometheptene, dichloralphenazone, butalbital, an ergot alkaloid (e.g., ergotamine, dihydroergotamine, bromocriptine, ergonovine, or methyl ergonovine), a tricyclic antidepressant (e.g., amitriptyline or nortriptyline), a serotonergic antagonist (e.g., methysergide or cyproheptadine), a beta-andrenergic antagonist (e.g., propranolol, timolol, atenolol, nadolol, or metoprolol), or a monoamine oxidase inhibitor (e.g., phenelzine or isocarboxazid).

A further embodiment provides a therapeutic combination of a compound of the present invention with an opioid compound. Opioid compounds useful in this combination include without limitation morphine, methadone, hydromorphone, oxycodone, levorphanol, levallorphan, codeine, dihydrocodeine, dihydrohydroxycodone, pentazocine, hydrocodone, oxycodone, nalbuphine, etorphine, levorphanol, fentanyl, sufentanil, DAMGO, butorphanol, buprenorphine, naloxone, naltrexone, CTOP, diprenorphine, beta-funaltrexamine, naloxonazine, nalorphine, pentazocine, nalbuphine, naloxone benzoylhydrazone, bremazocine, ethylketocyclazocine, U50,488, U69,593, spiradoline, nor-binaltorphimine, naltrindole, DPDPE, [D-la<sup>2</sup>, glu<sup>4</sup>]deltorphin, DSLET, met-enkephalin, leu-enkephalin, beta-endorphin, dynorphin A, dynorphin B, and alpha-neoendorphin. An advantage to the combination of the present invention with an opioid compound is that the present inventive compounds will allow a reduction in the dose of the opioid compound, thereby reducing the risk or severity of opioid side effects, such as opioid addiction.

#### Detailed Description of the Invention

In a broad aspect, compounds of the present invention are represented by:

18



or a pharmaceutically acceptable salt thereof, wherein:

5

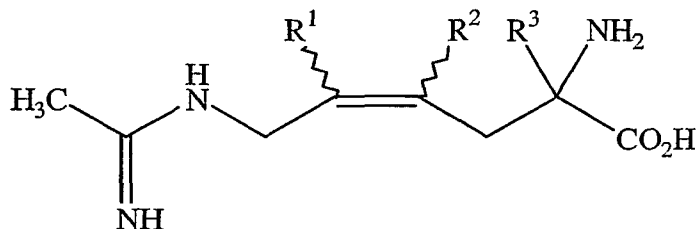
R<sup>1</sup> is selected from the group consisting of hydrogen, halo, C<sub>1</sub>-C<sub>5</sub> alkyl and C<sub>1</sub>-C<sub>5</sub> alkyl substituted by alkoxy or one or more halo;

R<sup>2</sup> is selected from the group consisting of hydrogen, halo, C<sub>1</sub>-C<sub>5</sub> alkyl and C<sub>1</sub>-C<sub>5</sub> alkyl substituted by alkoxy or one or more halo;

10 R<sup>3</sup> is C<sub>1</sub>-C<sub>5</sub> alkyl or C<sub>1</sub>-C<sub>5</sub> alkyl be substituted by alkoxy or one or more halo.

In an embodiment represented by Formula I, the invention relates to:

15



I

or a pharmaceutically acceptable salt thereof, wherein:

$R^1$  is selected from the group consisting of hydrogen, halo,  $C_1$ - $C_5$  alkyl and  $C_1$ - $C_5$  alkyl substituted by alkoxy or one or more halo;

$R^2$  is selected from the group consisting of hydrogen, halo,  $C_1$ - $C_5$  alkyl and  $C_1$ - $C_5$  alkyl substituted by alkoxy or one or more halo;

5  $R^3$  is  $C_1$ - $C_5$  alkyl or  $C_1$ - $C_5$  alkyl be substituted by alkoxy or one or more halo.

In one embodiment of the present invention represented by Formula I, the compound is the Z isomer.

In another embodiment of the present invention represented by Formula I, the compound is the E isomer.

10 In yet another embodiment of the present invention represented by Formula I,  $R^1$  is hydrogen, halo, or  $C_1$ - $C_5$  alkyl, said  $C_1$ - $C_5$  alkyl optionally substituted by halo or alkoxy, said alkoxy optionally substituted by one or more halo;  $R^2$  is hydrogen, halo or  $C_1$ - $C_5$  alkyl, said  $C_1$ - $C_5$  alkyl optionally substituted by halo or alkoxy, said alkoxy optionally substituted by one or more halo; and  $R^3$  is  $C_1$ - $C_5$   
15 alkyl, said  $C_1$ - $C_5$  alkyl optionally substituted by halo or alkoxy.

In another embodiment of the present invention represented by Formula I,  $R^1$  is hydrogen, halo, or  $C_1$ - $C_3$  alkyl;  $R^2$  is hydrogen, halo or  $C_1$ - $C_3$  alkyl; and  $R^3$  is  $C_1$ - $C_5$  alkyl, said  $C_1$ - $C_5$  alkyl optionally substituted by fluorine or alkoxy.

In a further embodiment of the present invention represented by Formula I,  
20  $R^1$  is hydrogen, halo, or  $C_1$ - $C_3$  alkyl;  $R^2$  is hydrogen, halo or  $C_1$ - $C_3$  alkyl; and  $R^3$  is  $C_1$ - $C_3$  alkyl.

In another embodiment of the present invention represented by Formula I,  $R^1$  is hydrogen;  $R^2$  is hydrogen, halo or  $C_1$ - $C_3$  alkyl; and  $R^3$  is  $C_1$ - $C_3$  alkyl.

In a still further embodiment of the present invention represented by  
25 Formula I,  $R^1$  is hydrogen;  $R^2$  is hydrogen or halo; and  $R^3$  is  $C_1$ - $C_3$  alkyl.

In another embodiment of the present invention represented by Formula I,  $R^1$  is hydrogen;  $R^2$  is hydrogen or fluorine; and  $R^3$  is  $C_1$ - $C_3$  alkyl.

In another embodiment of the present invention represented by Formula I,  $R^1$  is hydrogen;  $R^2$  is hydrogen or fluorine; and  $R^3$  is methyl.

In another embodiment of the present invention represented by Formula I, R<sup>1</sup> is hydrogen; R<sup>2</sup> is hydrogen; and R<sup>3</sup> is methyl.

In a further embodiment of the present invention represented by Formula I, R<sup>1</sup> is hydrogen; R<sup>2</sup> is fluorine; and R<sup>3</sup> is methyl.

5 In another embodiment of the present invention represented by Formula I, R<sup>1</sup> is halo; R<sup>2</sup> is hydrogen, halo or C<sub>1</sub>-C<sub>3</sub> alkyl; and R<sup>3</sup> is C<sub>1</sub>-C<sub>3</sub> alkyl.

In a further embodiment of the present invention represented by Formula I, R<sup>1</sup> is halo; R<sup>2</sup> is halo; and R<sup>3</sup> is C<sub>1</sub>-C<sub>3</sub> alkyl.

In another embodiment of the present invention represented by Formula I,  
10 R<sup>1</sup> is fluorine; R<sup>2</sup> is fluorine; and R<sup>3</sup> is methyl.

In another embodiment of the present invention represented by Formula I, R<sup>1</sup> is fluorine; R<sup>2</sup> is hydrogen or C<sub>1</sub>-C<sub>3</sub> alkyl; and R<sup>3</sup> is methyl.

In a further embodiment of the present invention represented by Formula I, R<sup>1</sup> is fluorine; R<sup>2</sup> is hydrogen; and R<sup>3</sup> is methyl.

15 In another embodiment of the present invention represented by Formula I, R<sup>1</sup> is methyl; R<sup>2</sup> is hydrogen; and R<sup>3</sup> is methyl.

In a further embodiment of the present invention represented by Formula I, R<sup>1</sup> is hydrogen; R<sup>2</sup> is methyl; and R<sup>3</sup> is methyl.

In another embodiment of the present invention represented by Formula I,  
20 R<sup>1</sup> is methyl; R<sup>2</sup> is methyl; and R<sup>3</sup> is methyl.

In yet another embodiment of the present invention represented by Formula I, R<sup>1</sup> is hydrogen, halo or C<sub>1</sub>-C<sub>5</sub> alkyl, said C<sub>1</sub>-C<sub>5</sub> alkyl optionally substituted by alkoxy or one or more fluorine; R<sup>2</sup> is hydrogen, halo or C<sub>1</sub>-C<sub>5</sub> alkyl, said C<sub>1</sub>-C<sub>5</sub> alkyl optionally substituted by alkoxy or one or more fluorine; and R<sup>3</sup> is methyl  
25 optionally substituted by one or more alkoxy or halo.

In a further embodiment of the present invention represented by Formula I, R<sup>1</sup> is hydrogen or fluorine; R<sup>2</sup> is C<sub>1</sub>-C<sub>3</sub> alkyl substituted by one or more halo; and R<sup>3</sup> is methyl.

In another embodiment of the present invention represented by Formula I,  
30 R<sup>1</sup> is hydrogen; R<sup>2</sup> is CH<sub>2</sub>F; and R<sup>3</sup> is methyl.

In still another embodiment of the present invention represented by Formula I,  $R^1$  is  $\text{CH}_2\text{F}$ ;  $R^2$  is hydrogen; and  $R^3$  is methyl.

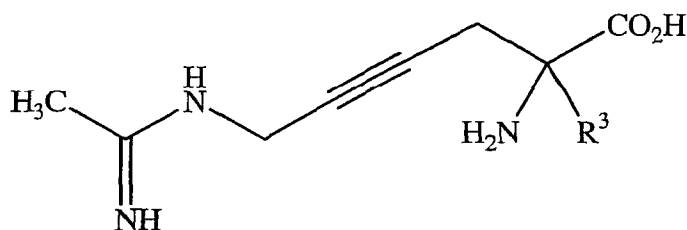
In a further embodiment of the present invention represented by Formula I,  $R^1$  is hydrogen;  $R^2$  is hydrogen; and  $R^3$  is  $\text{CH}_2\text{F}$ .

5 In another embodiment of the present invention represented by Formula I,  $R^1$  is hydrogen;  $R^2$  is methoxymethyl; and  $R^3$  is methyl.

In a further embodiment of the present invention represented by Formula I,  $R^1$  is methoxymethyl;  $R^2$  is hydrogen; and  $R^3$  is methyl.

10 In another embodiment of the present invention represented by Formula I,  $R^1$  is hydrogen;  $R^2$  is hydrogen; and  $R^3$  is methoxymethyl.

In an embodiment represented by Formula II, the invention relates to:



15

II

or a pharmaceutically acceptable salt thereof, wherein:

$R^3$  is  $\text{C}_1\text{-C}_5$  alkyl, said  $\text{C}_1\text{-C}_5$  alkyl optionally substituted by halo or alkoxy, said alkoxy optionally substituted by one or more halo.

20 In another embodiment of the present invention represented by Formula II,  $R^3$  is  $\text{C}_1\text{-C}_5$  alkyl substituted by one or more halo.

In a further embodiment of the present invention represented by Formula II,  $R^3$  is  $\text{C}_1\text{-C}_5$  alkyl substituted by one or more fluorine.

25 In still another embodiment of the present invention represented by Formula II,  $R^3$  is methyl substituted by one or more halo.

In yet another embodiment of the present invention represented by Formula II,  $R^3$  is methyl substituted by one or more fluorine. In another embodiment of the present invention represented by Formula II,  $R^3$  is  $CH_2F$ .

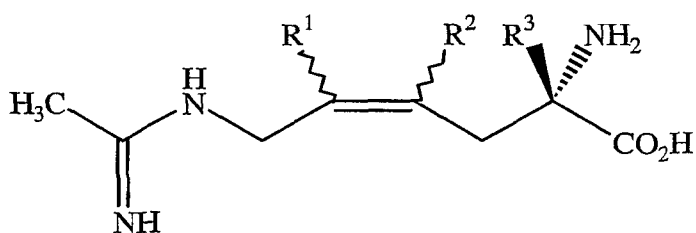
In still another embodiment of the present invention represented by Formula II,  $R^3$  is  $C_1$ - $C_5$  alkyl substituted by alkoxy.

In a further embodiment of the present invention represented by Formula II,  $R^3$  is methoxy methyl.

In yet another embodiment of the present invention represented by Formula II,  $R^3$  is  $C_1$ - $C_5$  alkyl.

In another embodiment of the present invention represented by Formula II,  $R^3$  is methyl.

In an embodiment represented by Formula III, the invention relates to:



### III

or a pharmaceutically acceptable salt thereof, wherein:

$R^1$  is selected from the group consisting of hydrogen, halo,  $C_1$ - $C_5$  alkyl and  $C_1$ - $C_5$  alkyl substituted by alkoxy or one or more halo;

$R^2$  is selected from the group consisting of hydrogen, halo,  $C_1$ - $C_5$  alkyl and  $C_1$ - $C_5$  alkyl substituted by alkoxy or one or more halo;

$R^3$  is  $C_1$ - $C_5$  alkyl or  $C_1$ - $C_5$  alkyl substituted by alkoxy or one or more halo.

In one embodiment of the present invention represented by Formula III, the compound is the Z isomer.

In another embodiment of the present invention represented by Formula III, the compound is the E isomer.

In yet another embodiment of the present invention represented by Formula III, R<sup>1</sup> is hydrogen, halo, or C<sub>1</sub>-C<sub>5</sub> alkyl, said C<sub>1</sub>-C<sub>5</sub> alkyl optionally substituted by halo or alkoxy, said alkoxy optionally substituted by one or more halo; R<sup>2</sup> is hydrogen, halo or C<sub>1</sub>-C<sub>5</sub> alkyl, said C<sub>1</sub>-C<sub>5</sub> alkyl optionally substituted by halo or alkoxy, said alkoxy optionally substituted by one or more halo; and R<sup>3</sup> is C<sub>1</sub>-C<sub>5</sub> alkyl, said C<sub>1</sub>-C<sub>5</sub> alkyl optionally substituted by halo or alkoxy.

In another embodiment of the present invention represented by Formula III, R<sup>1</sup> is hydrogen, halo, or C<sub>1</sub>-C<sub>3</sub> alkyl; R<sup>2</sup> is hydrogen, halo or C<sub>1</sub>-C<sub>3</sub> alkyl; and R<sup>3</sup> is C<sub>1</sub>-C<sub>5</sub> alkyl, said C<sub>1</sub>-C<sub>5</sub> alkyl optionally substituted by fluorine or alkoxy.

10 In a further embodiment of the present invention represented by Formula III, R<sup>1</sup> is hydrogen, halo, or C<sub>1</sub>-C<sub>3</sub> alkyl; R<sup>2</sup> is hydrogen, halo or C<sub>1</sub>-C<sub>3</sub> alkyl; and R<sup>3</sup> is C<sub>1</sub>-C<sub>3</sub> alkyl.

In another embodiment of the present invention represented by Formula III, R<sup>1</sup> is hydrogen; R<sup>2</sup> is hydrogen, halo or C<sub>1</sub>-C<sub>3</sub> alkyl; and R<sup>3</sup> is C<sub>1</sub>-C<sub>3</sub> alkyl.

15 In a still further embodiment of the present invention represented by Formula III, R<sup>1</sup> is hydrogen; R<sup>2</sup> is hydrogen or halo; and R<sup>3</sup> is C<sub>1</sub>-C<sub>3</sub> alkyl.

In another embodiment of the present invention represented by Formula III, R<sup>1</sup> is hydrogen; R<sup>2</sup> is hydrogen or fluorine; and R<sup>3</sup> is C<sub>1</sub>-C<sub>3</sub> alkyl.

20 In another embodiment of the present invention represented by Formula III, R<sup>1</sup> is hydrogen; R<sup>2</sup> is hydrogen or fluorine; and R<sup>3</sup> is methyl.

In another embodiment of the present invention represented by Formula III, R<sup>1</sup> is hydrogen; R<sup>2</sup> is hydrogen; and R<sup>3</sup> is methyl.

In a further embodiment of the present invention represented by Formula III, R<sup>1</sup> is hydrogen; R<sup>2</sup> is fluorine; and R<sup>3</sup> is methyl.

25 In another embodiment of the present invention represented by Formula III, R<sup>1</sup> is halo; R<sup>2</sup> is hydrogen, halo or C<sub>1</sub>-C<sub>3</sub> alkyl; and R<sup>3</sup> is C<sub>1</sub>-C<sub>3</sub> alkyl.

In a further embodiment of the present invention represented by Formula III, R<sup>1</sup> is halo; R<sup>2</sup> is halo; and R<sup>3</sup> is C<sub>1</sub>-C<sub>3</sub> alkyl.

30 In another embodiment of the present invention represented by Formula III, R<sup>1</sup> is fluorine; R<sup>2</sup> is fluorine; and R<sup>3</sup> is methyl.

In another embodiment of the present invention represented by Formula III,  $R^1$  is fluorine;  $R^2$  is hydrogen or  $C_1$ - $C_3$  alkyl; and  $R^3$  is methyl.

In a further embodiment of the present invention represented by Formula III,  $R^1$  is fluorine;  $R^2$  is hydrogen; and  $R^3$  is methyl.

5 In another embodiment of the present invention represented by Formula III,  $R^1$  is methyl;  $R^2$  is hydrogen; and  $R^3$  is methyl.

In a further embodiment of the present invention represented by Formula III,  $R^1$  is hydrogen;  $R^2$  is methyl; and  $R^3$  is methyl.

In another embodiment of the present invention represented by Formula III,  
10  $R^1$  is methyl;  $R^2$  is methyl; and  $R^3$  is methyl.

In yet another embodiment of the present invention represented by Formula III,  $R^1$  is hydrogen, halo or  $C_1$ - $C_5$  alkyl, said  $C_1$ - $C_5$  alkyl optionally substituted by alkoxy or one or more fluorine;  $R^2$  is hydrogen, halo or  $C_1$ - $C_5$  alkyl, said  $C_1$ - $C_5$  alkyl optionally substituted by alkoxy or one or more fluorine; and  $R^3$  is methyl  
15 optionally substituted by one or more alkoxy or halo.

In a further embodiment of the present invention represented by Formula III,  $R^1$  is hydrogen or fluorine;  $R^2$  is  $C_1$ - $C_3$  alkyl substituted by one or more halo; and  $R^3$  is methyl.

In another embodiment of the present invention represented by Formula III,  
20  $R^1$  is hydrogen;  $R^2$  is  $CH_2F$ ; and  $R^3$  is methyl.

In still another embodiment of the present invention represented by Formula III,  $R^1$  is  $CH_2F$ ;  $R^2$  is hydrogen; and  $R^3$  is methyl.

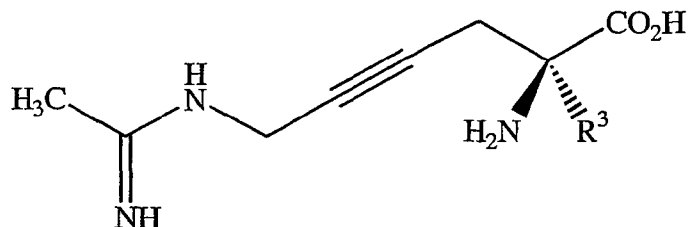
In a further embodiment of the present invention represented by Formula III,  $R^1$  is hydrogen;  $R^2$  is hydrogen; and  $R^3$  is  $CH_2F$ .

25 In another embodiment of the present invention represented by Formula III,  $R^1$  is hydrogen;  $R^2$  is methoxymethyl; and  $R^3$  is methyl.

In a further embodiment of the present invention represented by Formula III,  $R^1$  is methoxymethyl;  $R^2$  is hydrogen; and  $R^3$  is methyl.

In another embodiment of the present invention represented by Formula III,  
30  $R^1$  is hydrogen;  $R^2$  is hydrogen; and  $R^3$  is methoxymethyl.

In an embodiment represented by Formula IV, the invention relates to:



5

IV

or a pharmaceutically acceptable salt thereof, wherein:

$R^3$  is  $C_1$ - $C_5$  alkyl or  $C_1$ - $C_5$  alkyl substituted by alkoxy or one or more halo.

In another embodiment of the present invention represented by Formula II,  $R^3$  is  $C_1$ - $C_5$  alkyl substituted by one or more halo.

10 In a further embodiment of the present invention represented by Formula II,  $R^3$  is  $C_1$ - $C_5$  alkyl substituted by one or more fluorine.

In still another embodiment of the present invention represented by Formula II,  $R^3$  is methyl substituted by one or more halo.

15 In yet another embodiment of the present invention represented by Formula II,  $R^3$  is methyl substituted by one or more fluorine. In another embodiment of the present invention represented by Formula II,  $R^3$  is  $CH_2F$ .

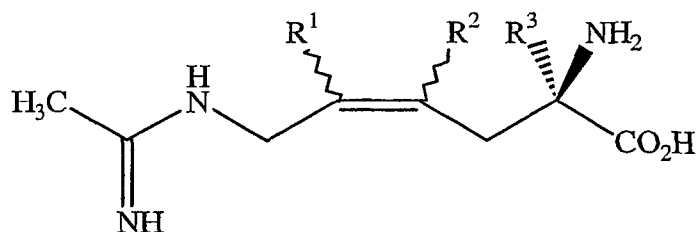
In still another embodiment of the present invention represented by Formula II,  $R^3$  is  $C_1$ - $C_5$  alkyl substituted by alkoxy.

20 In a further embodiment of the present invention represented by Formula II,  $R^3$  is methoxy methyl.

In yet another embodiment of the present invention represented by Formula II,  $R^3$  is  $C_1$ - $C_5$  alkyl.

In another embodiment of the present invention represented by Formula II,  $R^3$  is methyl.

25 In an embodiment represented by Formula V, the invention relates to:



V

or a pharmaceutically acceptable salt thereof, wherein:

5  $R^1$  is selected from the group consisting of hydrogen, halo,  $C_1$ - $C_5$  alkyl and  $C_1$ - $C_5$  alkyl substituted by alkoxy or one or more halo;

$R^2$  is selected from the group consisting of hydrogen, halo,  $C_1$ - $C_5$  alkyl and  $C_1$ - $C_5$  alkyl substituted by alkoxy or one or more halo;

$R^3$  is  $C_1$ - $C_5$  alkyl or  $C_1$ - $C_5$  alkyl be substituted by alkoxy or one or more halo.

10 In one embodiment of the present invention represented by Formula V, the compound is the Z isomer.

In another embodiment of the present invention represented by Formula V, the compound is the E isomer.

In yet another embodiment of the present invention represented by Formula  
 15 V,  $R^1$  is hydrogen, halo, or  $C_1$ - $C_5$  alkyl, said  $C_1$ - $C_5$  alkyl optionally substituted by halo or alkoxy, said alkoxy optionally substituted by one or more halo;  $R^2$  is hydrogen, halo or  $C_1$ - $C_5$  alkyl, said  $C_1$ - $C_5$  alkyl optionally substituted by halo or alkoxy, said alkoxy optionally substituted by one or more halo; and  $R^3$  is  $C_1$ - $C_5$  alkyl, said  $C_1$ - $C_5$  alkyl optionally substituted by halo or alkoxy.

20 In another embodiment of the present invention represented by Formula V,  $R^1$  is hydrogen, halo, or  $C_1$ - $C_3$  alkyl;  $R^2$  is hydrogen, halo or  $C_1$ - $C_3$  alkyl; and  $R^3$  is  $C_1$ - $C_5$  alkyl, said  $C_1$ - $C_5$  alkyl optionally substituted by fluorine or alkoxy.

In a further embodiment of the present invention represented by Formula V,  
 25  $R^1$  is hydrogen, halo, or  $C_1$ - $C_3$  alkyl;  $R^2$  is hydrogen, halo or  $C_1$ - $C_3$  alkyl; and  $R^3$  is  $C_1$ - $C_3$  alkyl.

In another embodiment of the present invention represented by Formula V,  $R^1$  is hydrogen;  $R^2$  is hydrogen, halo or  $C_1$ - $C_3$  alkyl; and  $R^3$  is  $C_1$ - $C_3$  alkyl.

In a still further embodiment of the present invention represented by Formula V, R<sup>1</sup> is hydrogen; R<sup>2</sup> is hydrogen or halo; and R<sup>3</sup> is C<sub>1</sub>-C<sub>3</sub> alkyl.

In another embodiment of the present invention represented by Formula V, R<sup>1</sup> is hydrogen; R<sup>2</sup> is hydrogen or fluorine; and R<sup>3</sup> is C<sub>1</sub>-C<sub>3</sub> alkyl.

5 In another embodiment of the present invention represented by Formula V, R<sup>1</sup> is hydrogen; R<sup>2</sup> is hydrogen or fluorine; and R<sup>3</sup> is methyl.

In another embodiment of the present invention represented by Formula V, R<sup>1</sup> is hydrogen; R<sup>2</sup> is hydrogen; and R<sup>3</sup> is methyl.

In a further embodiment of the present invention represented by Formula V,  
10 R<sup>1</sup> is hydrogen; R<sup>2</sup> is fluorine; and R<sup>3</sup> is methyl.

In another embodiment of the present invention represented by Formula V, R<sup>1</sup> is halo; R<sup>2</sup> is hydrogen, halo or C<sub>1</sub>-C<sub>3</sub> alkyl; and R<sup>3</sup> is C<sub>1</sub>-C<sub>3</sub> alkyl.

In a further embodiment of the present invention represented by Formula V, R<sup>1</sup> is halo; R<sup>2</sup> is halo; and R<sup>3</sup> is C<sub>1</sub>-C<sub>3</sub> alkyl.

15 In another embodiment of the present invention represented by Formula V, R<sup>1</sup> is fluorine; R<sup>2</sup> is fluorine; and R<sup>3</sup> is methyl.

In another embodiment of the present invention represented by Formula V, R<sup>1</sup> is fluorine; R<sup>2</sup> is hydrogen or C<sub>1</sub>-C<sub>3</sub> alkyl; and R<sup>3</sup> is methyl.

In a further embodiment of the present invention represented by Formula V,  
20 R<sup>1</sup> is fluorine; R<sup>2</sup> is hydrogen; and R<sup>3</sup> is methyl.

In another embodiment of the present invention represented by Formula V, R<sup>1</sup> is methyl; R<sup>2</sup> is hydrogen; and R<sup>3</sup> is methyl.

In a further embodiment of the present invention represented by Formula V, R<sup>1</sup> is hydrogen; R<sup>2</sup> is methyl; and R<sup>3</sup> is methyl.

25 In another embodiment of the present invention represented by Formula V, R<sup>1</sup> is methyl; R<sup>2</sup> is methyl; and R<sup>3</sup> is methyl.

In yet another embodiment of the present invention represented by Formula V,; R<sup>1</sup> is hydrogen, halo or C<sub>1</sub>-C<sub>5</sub> alkyl, said C<sub>1</sub>-C<sub>5</sub> alkyl optionally substituted by alkoxy or one or more fluorine; R<sup>2</sup> is hydrogen, halo or C<sub>1</sub>-C<sub>5</sub> alkyl, said C<sub>1</sub>-C<sub>5</sub>

alkyl optionally substituted by alkoxy or one or more fluorine; and  $R^3$  is methyl optionally substituted by one or more alkoxy or halo.

In a further embodiment of the present invention represented by Formula V,  $R^1$  is hydrogen or fluorine;  $R^2$  is  $C_1$ - $C_3$  alkyl substituted by one or more halo; and  
5  $R^3$  is methyl.

In another embodiment of the present invention represented by Formula V,  $R^1$  is hydrogen;  $R^2$  is  $CH_2F$ ; and  $R^3$  is methyl.

In still another embodiment of the present invention represented by Formula V,  $R^1$  is  $CH_2F$ ;  $R^2$  is hydrogen; and  $R^3$  is methyl.

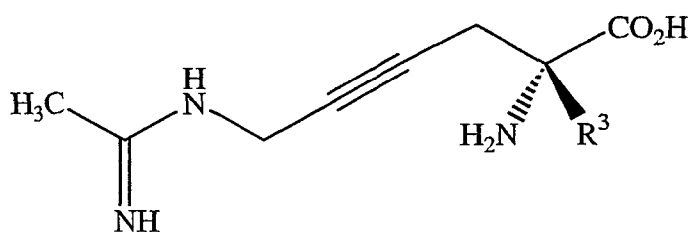
10 In a further embodiment of the present invention represented by Formula V,  $R^1$  is hydrogen;  $R^2$  is hydrogen; and  $R^3$  is  $CH_2F$ .

In another embodiment of the present invention represented by Formula V,  $R^1$  is hydrogen;  $R^2$  is methoxymethyl; and  $R^3$  is methyl.

In a further embodiment of the present invention represented by Formula V,  
15  $R^1$  is methoxymethyl;  $R^2$  is hydrogen; and  $R^3$  is methyl.

In another embodiment of the present invention represented by Formula V,  $R^1$  is hydrogen;  $R^2$  is hydrogen; and  $R^3$  is methoxymethyl.

In an embodiment represented by Formula VI, the invention relates to:



VI

or a pharmaceutically acceptable salt thereof, wherein:

$R^3$  is  $C_1$ - $C_5$  alkyl or  $C_1$ - $C_5$  alkyl substituted by alkoxy or one or more halo.

25 In another embodiment of the present invention represented by Formula VI,  $R^3$  is  $C_1$ - $C_5$  alkyl substituted by one or more halo.

In a further embodiment of the present invention represented by Formula VI,  $R^3$  is  $C_1$ - $C_5$  alkyl substituted by one or more fluorine.

In still another embodiment of the present invention represented by Formula VI,  $R^3$  is methyl substituted by one or more halo.

5 In yet another embodiment of the present invention represented by Formula VI,  $R^3$  is methyl substituted by one or more fluorine. In another embodiment of the present invention represented by Formula VI,  $R^3$  is  $CH_2F$ .

In still another embodiment of the present invention represented by Formula VI,  $R^3$  is  $C_1$ - $C_5$  alkyl substituted by alkoxy.

10 In a further embodiment of the present invention represented by Formula VI,  $R^3$  is methoxy methyl.

In yet another embodiment of the present invention represented by Formula VI,  $R^3$  is  $C_1$ - $C_5$  alkyl.

In another embodiment of the present invention represented by Formula VI,  
15  $R^3$  is methyl.

The present invention also includes pharmaceutical compositions that comprise a compound of Formula I, II, III, IV, V, or VI.

Methods of using the compounds of Formula I, II, III, IV, V, or VI include the use of inhibiting nitric oxide synthesis in a subject in need of such inhibition by  
20 administering a therapeutically effective amount of the present compound, selectively inhibiting nitric oxide synthesis produced by inducible nitric oxide synthase over nitric oxide produced by the constitutive forms of nitric oxide synthase in a subject in need of such inhibition by administering a therapeutically effective amount of a compound of Formula I, II, III, IV, V, or VI, lowering nitric  
25 oxide levels in a subject in need of such by administering a therapeutically effective amount of a compound of Formula I, II, III, IV, V, or VI, lowering nitric oxide levels in a subject in need of such by administering a therapeutically effective amount of a pharmaceutical composition comprising a compound of Formula I, II, III, IV, V, or VI.

The compounds of the present invention may also be used advantageously in combination with a second pharmaceutically active substance, particularly in combination with a selective inhibitor of the inducible isoform of cyclooxygenase (COX-2). Thus, in a further aspect of the invention there is provided the use of a present compound or a pharmaceutically acceptable salt thereof, in combination with a COX-2 inhibitor for the treatment of inflammation, inflammatory disease and inflammatory related disorders. And there is also provided a method of treating, or reducing the risk of, inflammation, inflammatory disease and inflammatory related disorders in a person suffering from or at risk of, said disease or condition, wherein the method comprises administering to the person a therapeutically effective amount of a present compound or a pharmaceutically acceptable salt, thereof in combination with a COX-2 inhibitor. COX-2 inhibitors are illustrated but not limited by Celecoxib Vioxx. The NOS inhibitor and the COX-2 inhibitor may either be formulated together within the same pharmaceutical composition for administration in a single dosage unit, or each component may be individually formulated such that separate dosages may be administered either simultaneously or sequentially.

The term "alkyl", alone or in combination, means an acyclic alkyl radical, linear or branched, containing from 1 to 5, or from 1 to 3 carbon atoms. Said alkyl radicals may be optionally substituted with one or more halo.

The terms "alkoxy" embraces linear or branched oxy-containing radicals each having alkyl portions of one to five carbon atoms, such as methoxy radical. Examples of such radicals include methoxy, ethoxy, propoxy, butoxy and *tert*-butoxy alkyls.

The term "halo" means halogens such as fluorine, chlorine, bromine or iodine atoms.

Also included in the family of compounds of Formula I, II, III, IV, V, or VI are the pharmaceutically-acceptable salts thereof. The term "pharmaceutically-acceptable salts" embraces salts commonly used to form alkali metal salts and to

form addition salts of free acids or free bases. The nature of the salt is not critical, provided that it is pharmaceutically acceptable. Suitable pharmaceutically-acceptable acid addition salts of compounds of Formula I, II, III, IV, V, or VI may be prepared from inorganic acid or from an organic acid. Examples of such

5 inorganic acids are hydrochloric, hydrobromic, hydroiodic, nitric, carbonic, sulfuric and phosphoric acid. Appropriate organic acids may be selected from aliphatic, cycloaliphatic, aromatic, araliphatic, heterocyclic, carboxylic and sulfonic classes of organic acids, examples of which are formic, acetic, propionic, succinic, glycolic, gluconic, lactic, malic, tartaric, citric, ascorbic, glucuronic, maleic, fumaric,

10 pyruvic, aspartic, glutamic, benzoic, anthranilic, mesylic, salicylic, p-hydroxybenzoic, phenylacetic, mandelic, embonic (pamoic), methanesulfonic, ethylsulfonic, benzenesulfonic, sulfanilic, stearic, cyclohexylaminosulfonic, algenic, galacturonic acid. Suitable pharmaceutically-acceptable base addition salts of compounds of Formula I, II, III, IV, V, or VI include metallic salts made from

15 aluminum, calcium, lithium, magnesium, potassium, sodium and zinc or organic salts made from N,N'-dibenzylethylenediamine, choline, chloroprocaine, diethanolamine, ethylenediamine, meglumine (N-methylglucamine) and procain. All of these salts may be prepared by conventional means from the corresponding compound of Formula I, II, III, IV, V, or VI by reacting, for example, the

20 appropriate acid or base with the compound of Formula I, II, III, IV, V, or VI.

Although nitrogen protecting groups are illustratively shown as , *t*-butoxycarbonyl, or *t*-BOC, any suitable nitrogen protecting group could be substituted in the synthesis of the compounds of the present invention. Numerous protected amino groups useful in the present invention for are described by

25 Theodora W. Greene and Peter G.M. Wuts (Protective Groups in Organic Synthesis, 3rd ed., John Wiley & Sons, New York, 1999, pp. 494-653). For example NZ can be a 4-chlorobenzylimino group. In one embodiment of the present invention, the protected amino group is any such group resulting from the reaction of an aldehyde with the corresponding amino group to form a Schiff base. A large variety of

30 deprotecting reagents can be advantageously used in the present invention to effect

the conversion of the intermediate to the desired compound. Many such deprotecting reagents are described by Greene and Wuts, *supra*. For example, when the protected amino group is a 4-chlorobenzylimino group or a t-butoxycarbonylamino group, preferably the deprotecting reagent is an acid. Some  
5 useful acid deprotecting agents include, without limitation, hydrochloric acid, hydrobromic acid, sulfuric acid, trifluoroacetic acid, phosphoric acid, phosphorus acid, and acetic acid.

When a compound is described by both a structure and a name, the name is intended to correspond to the indicated structure, and similarly the structure is  
10 intended to correspond with the indicated name.

While it may be possible for the compounds of Formula I, II, III, IV, V, or VI to be administered as the raw chemical, it is preferable to present them as a pharmaceutical composition. According to a further aspect, the present invention provides a pharmaceutical composition comprising a compound of Formula I, II, III,  
15 IV, V, or VI or a pharmaceutically acceptable salt or solvate thereof, together with one or more pharmaceutically acceptable carriers thereof and optionally one or more other therapeutic ingredients. The carrier(s) must be acceptable in the sense of being compatible with the other ingredients of the formulation and not deleterious to the recipient thereof.

20 The formulations include those suitable for oral, parenteral (including subcutaneous, intradermal, intramuscular, intravenous and intraarticular), rectal and topical (including dermal, buccal, sublingual and intraocular) administration although the most suitable route may depend upon for example the condition and disorder of the recipient. The formulations may conveniently be presented in unit  
25 dosage form and may be prepared by any of the methods well known in the art of pharmacy. All methods include the step of bringing into association a compound of Formula I, II, III, IV, V, or VI or a pharmaceutically acceptable salt or solvate thereof with the carrier, which constitutes one or more accessory ingredients. In general, the formulations are prepared by uniformly and intimately bringing into

association the active ingredient with liquid carriers or finely divided solid carriers or both and then, if necessary, shaping the product into the desired formulation.

Formulations of the present invention suitable for oral administration may be presented as discrete units such as capsules, cachets or tablets each containing a  
5 predetermined amount of the active ingredient; as a powder or granules; as a solution or a suspension in an aqueous liquid or a non-aqueous liquid; or as an oil-in-water liquid emulsion or a water-in-oil liquid emulsion. The active ingredient may also be presented as a bolus, electuary or paste.

A tablet may be made by compression or molding, optionally with one or  
10 more accessory ingredients. Compressed tablets may be prepared by compressing in a suitable machine the active ingredient in a free-flowing form such as a powder or granules, optionally mixed with a binder, lubricant, inert diluent, lubricating, surface active or dispersing agent. Molded tablets may be made by molding in a suitable machine a mixture of the powdered compound moistened with an inert  
15 liquid diluent. The tablets may optionally be coated or scored and may be formulated so as to provide slow or controlled release of the active ingredient therein.

Formulations for parenteral administration include aqueous and non-aqueous sterile injection solutions which may contain anti-oxidants, buffers,  
20 bacteriostats and solutes which render the formulation isotonic with the blood of the intended recipient; and aqueous and non-aqueous sterile suspensions which may include suspending agents and thickening agents. The formulations may be presented in unit-dose or multi-dose containers, for example sealed ampoules and vials, and may be stored in a freeze-dried (lyophilized) condition requiring only the  
25 addition of the sterile liquid carrier, for example, saline, water-for-injection, immediately prior to use. Extemporaneous injection solutions and suspensions may be prepared from sterile powders, granules and tablets of the kind previously described.

Formulations for rectal administration may be presented as a suppository  
30 with the usual carriers such as cocoa butter or polyethylene glycol.

Formulations for topical administration in the mouth, for example buccally or sublingually, include lozenges comprising the active ingredient in a flavored basis such as sucrose and acacia or tragacanth, and pastilles comprising the active ingredient in a basis such as gelatin and glycerin or sucrose and acacia.

5 Preferred unit dosage formulations are those containing an effective dose, as herein below recited, or an appropriate fraction thereof, of the active ingredient.

It should be understood that in addition to the ingredients particularly mentioned above, the formulations of this invention may include other agents conventional in the art having regard to the type of formulation in question, for  
10 example those suitable for oral administration may include flavoring agents.

The compounds of the invention may be administered orally or via injection at a dose of from 0.001 to 2500 mg/kg per day. The dose range for adult humans is generally from 0.005 mg to 10 g/day. Tablets or other forms of presentation provided in discrete units may conveniently contain an amount of compound of the  
15 invention which is effective at such dosage or as a multiple of the same, for instance, units containing 0.5 mg to 200 mg, usually around 0.5 mg to 100 mg.

The compounds of Formula I, II, III, IV, V, or VI are preferably administered orally or by injection (intravenous or subcutaneous). The precise amount of compound administered to a patient will be the responsibility of the  
20 attendant physician. However, the dose employed will depend on a number of factors, including the age and sex of the patient, the precise disorder being treated, and its severity. Also, the route of administration may vary depending on the condition and its severity.

Compounds of the present invention can exist in tautomeric, geometric or  
25 stereoisomeric forms. The present invention contemplates all such compounds, including cis- and trans-geometric isomers and mixtures thereof, E- and Z-geometric isomers and mixtures thereof, R- and S-enantiomers, diastereomers, d-isomers, l-isomers, the racemic mixtures thereof and other mixtures thereof, as falling within the scope of the invention. Pharmaceutically acceptable salts of such

tautomeric, geometric or stereoisomeric forms are also included within the invention.

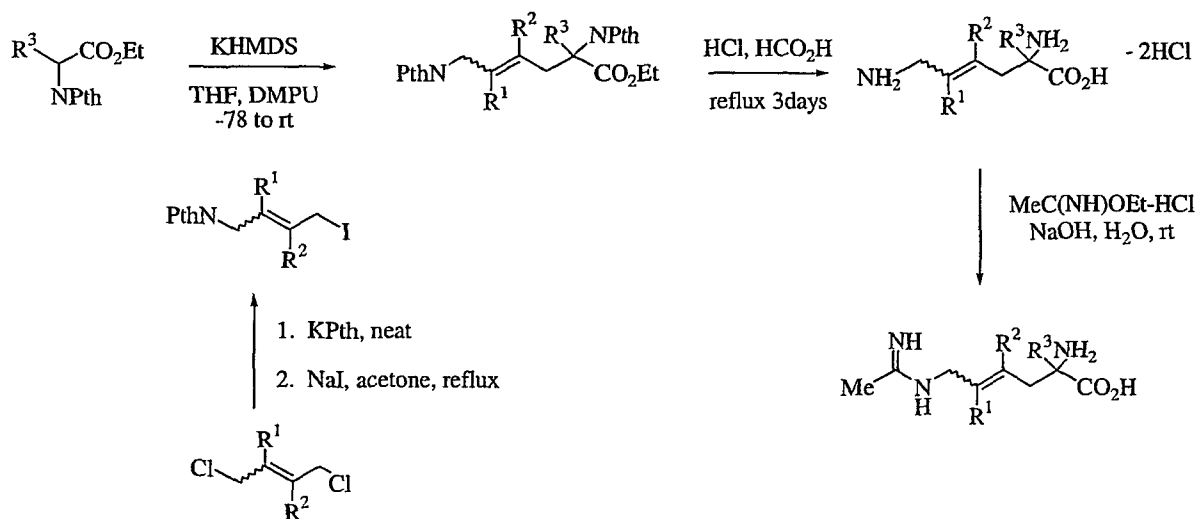
The terms "cis" and "trans" denote a form of geometric isomerism in which two carbon atoms connected by a double bond will each have two highest ranking groups on the same side of the double bond ("cis" or "Z") or on opposite sides of the double bond ("trans" or "E"). Some of the compounds described contain alkenyl groups, and are meant to include both cis and trans or "E" and "Z" geometric forms. Other compounds of the invention include mixtures of both the cis/Z and the trans/E isomers.

The compounds described contain a stereocenter and are meant to include R, S, and mixtures of R and S forms. Some of the compounds described contain geometric isomers and are meant to include E, Z and mixtures of E and Z forms for each stereocenter present.

The following schemes are useful in making the present invention. Where isomers are not defined, utilization of appropriate chromatography methods will afford single isomers.

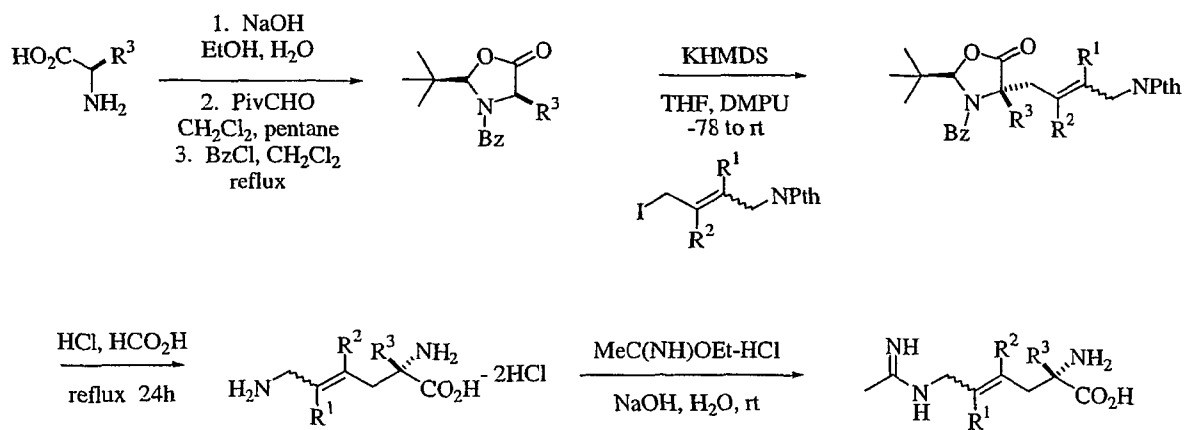
36

## Scheme 1



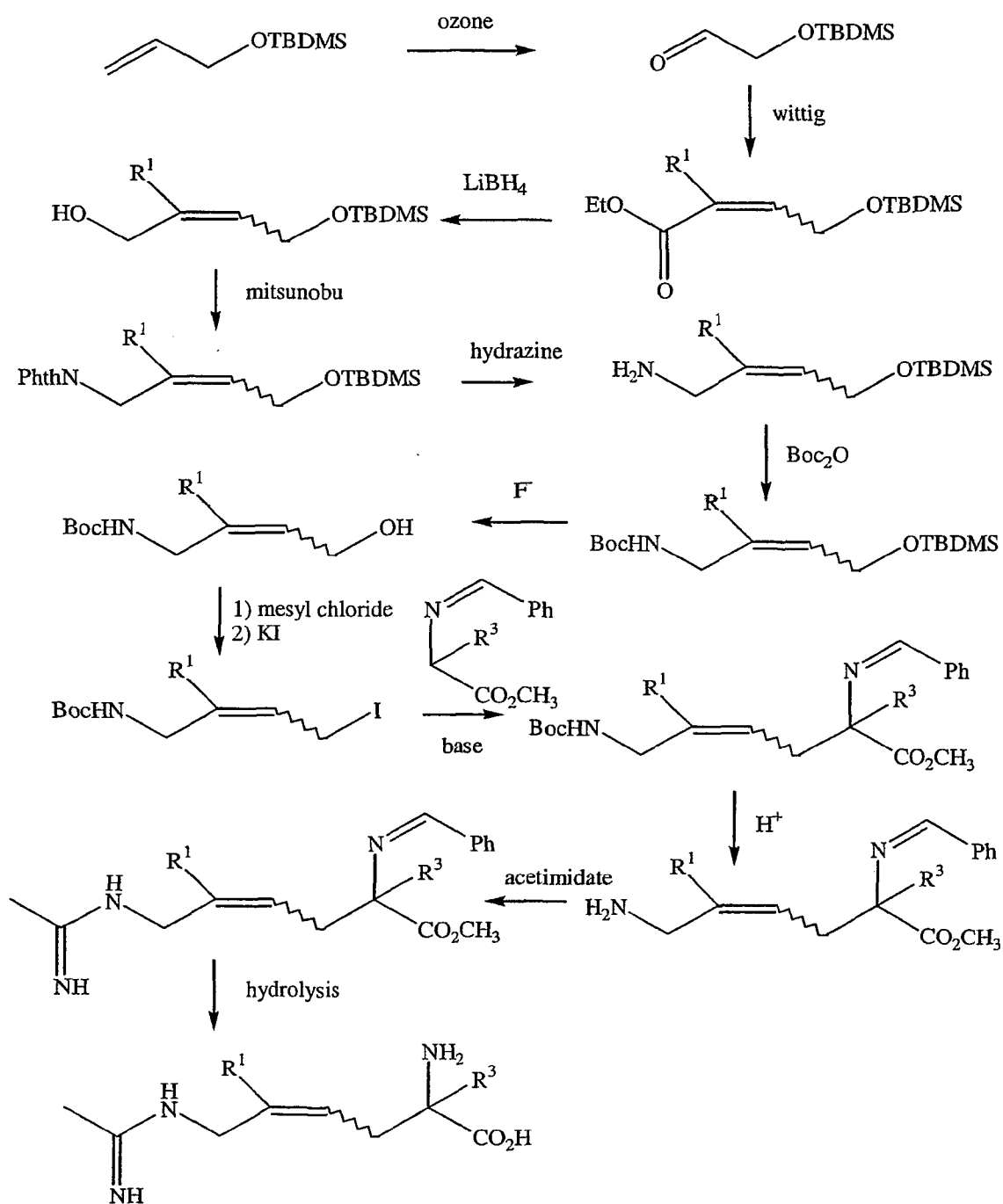
5

## Scheme 2

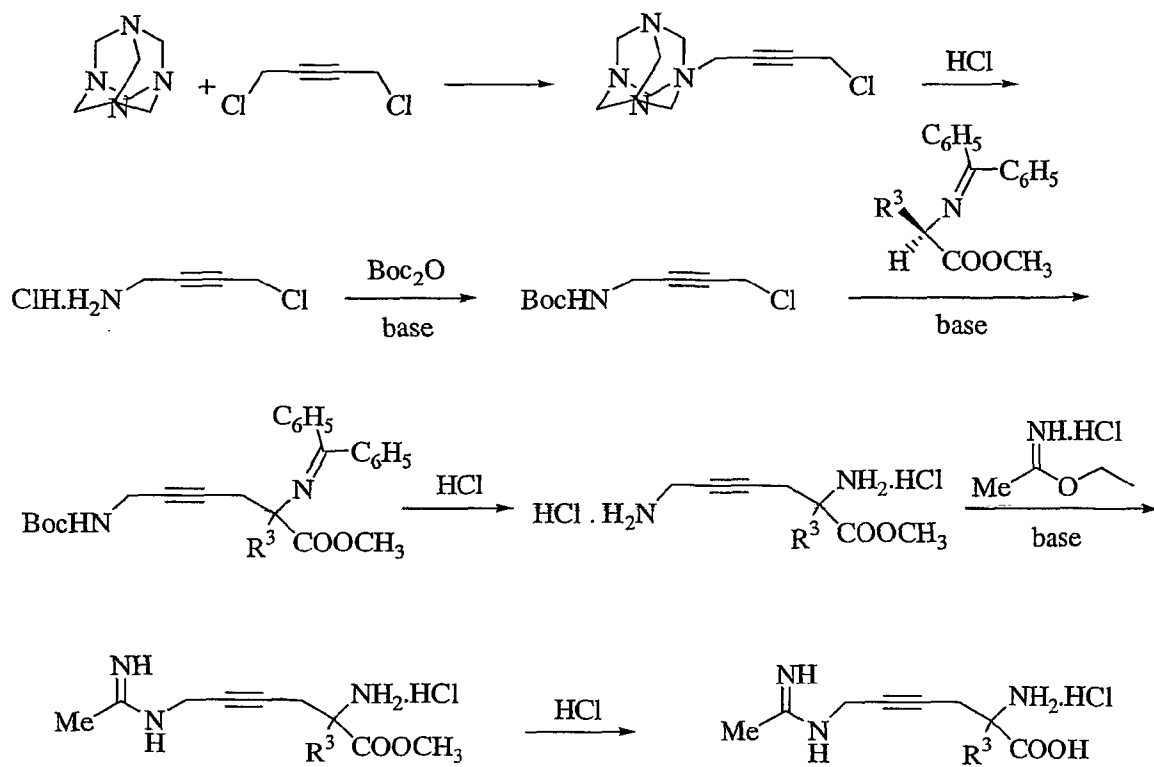


10

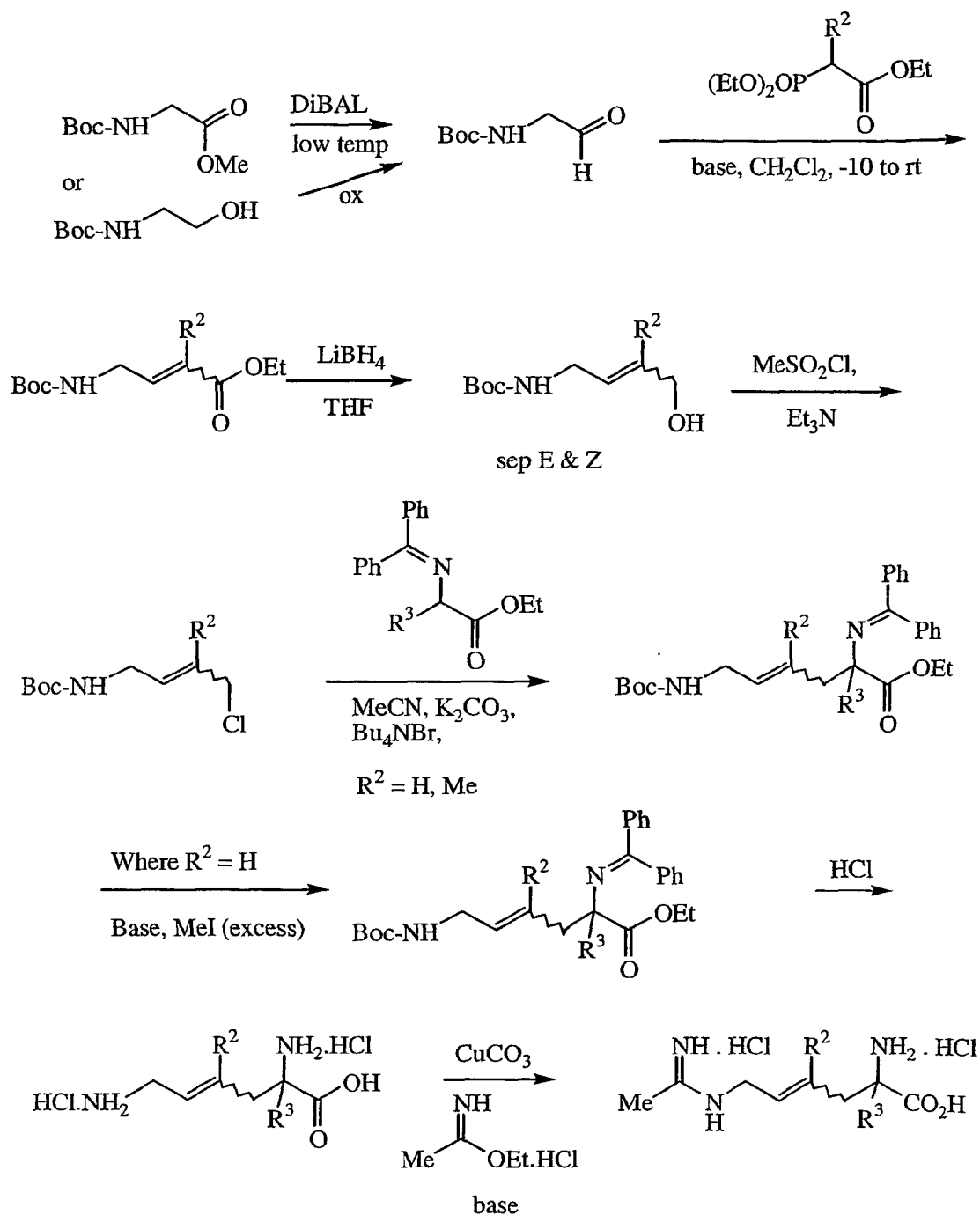
Scheme 3



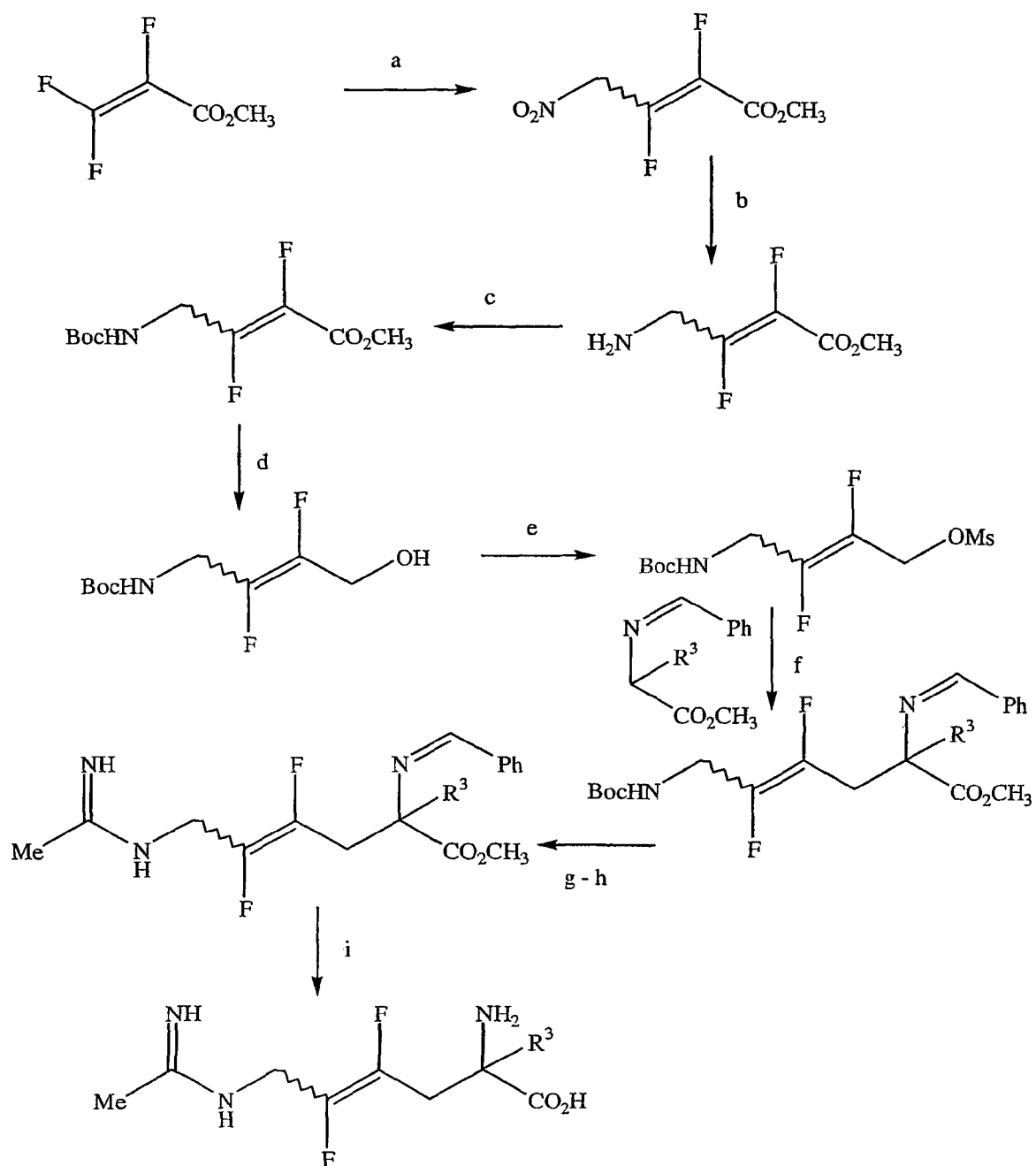
## Scheme 4



## Scheme 5

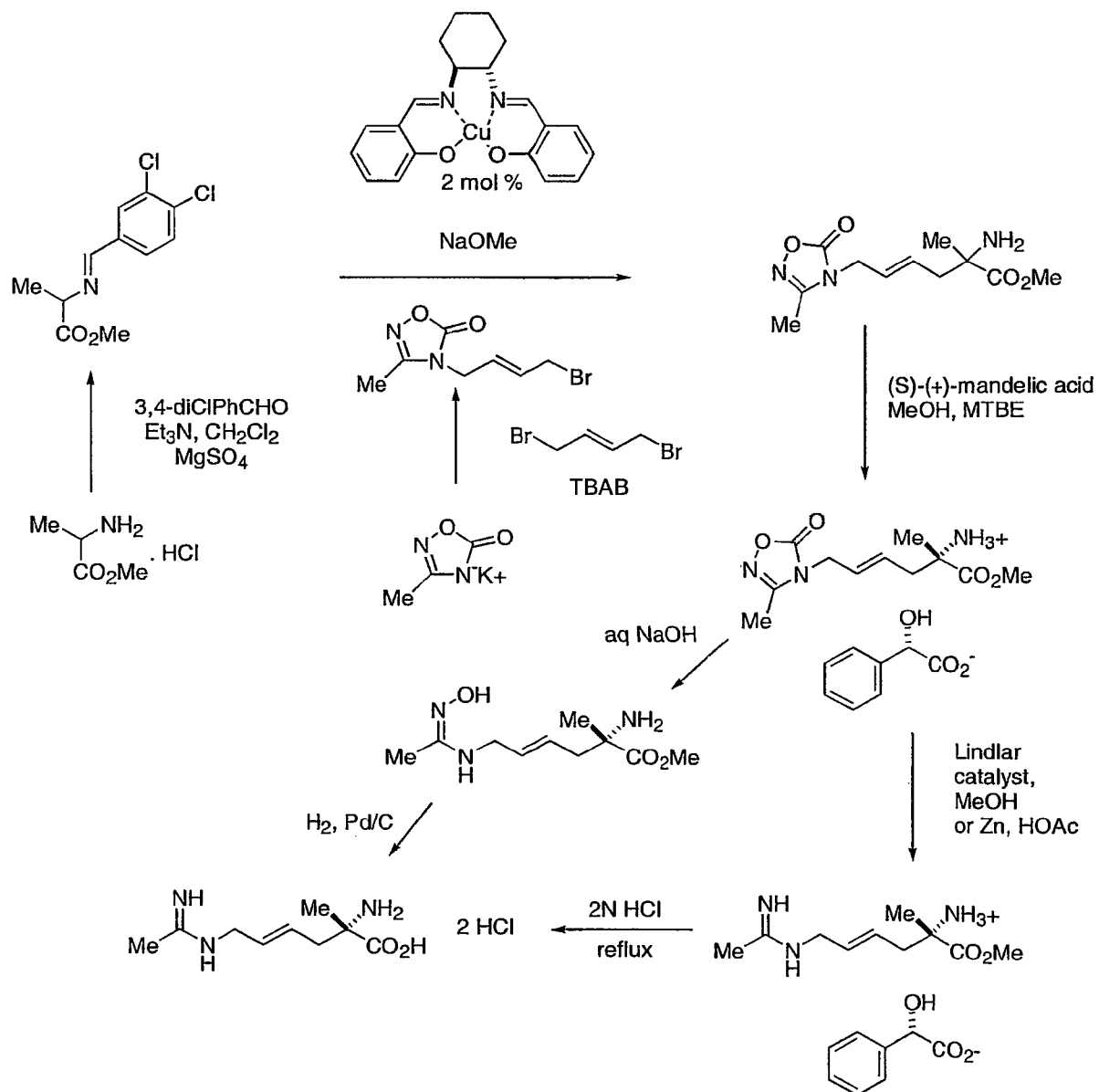


Scheme 6



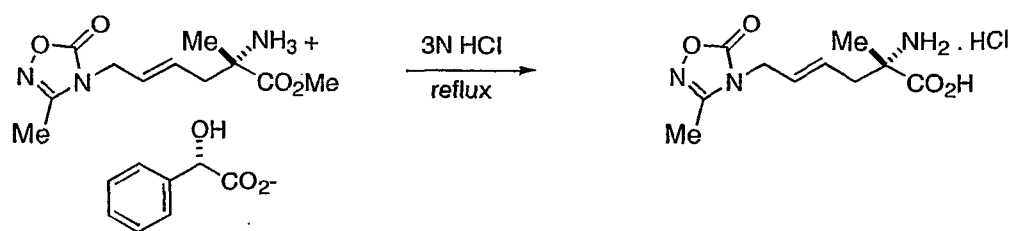
a) nitromethane / base; b) Zn / acetic acid; c) Boc<sub>2</sub>O, base; d) DIBAL, low temperature; e) MsCl, base; f) base; g) acid; h) ethyl acetimidate, base; i) acid hydrolysis.

### Scheme 7



### Scheme 8

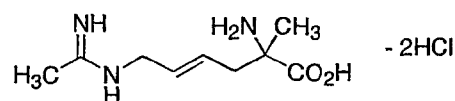
43



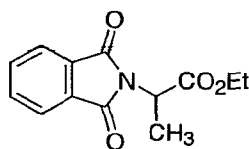
The following Examples are illustrative and not intended to limit the scope of the invention.

### Example 1

- 5 **(*E*)-2-amino-2-methyl-6-[(1-iminoethyl)amino]-4-hexenoic acid, dihydrochloride**



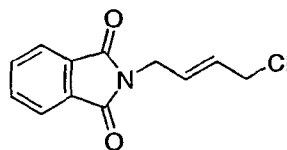
- 10 **Example 1a)**



- DL-Alanine ethyl ester hydrochloride (5 g, 32.5 mmol) was suspended in toluene (50 mL). Triethyl amine (4.5 mL, 32.5 mmol) was added followed by phthalic anhydride (4.8 g, 32.5 mmol). The reaction flask was outfitted with a Dean-Stark trap and reflux condenser and the mixture was heated at reflux overnight. Approximately 10 mL of toluene / water was collected. The reaction mixture was cooled to room temperature and diluted with aqueous  $\text{NH}_4\text{Cl}$  and EtOAc. The layers were separated and the aqueous layer was extracted with EtOAc (3X). The ethyl acetate extract was washed with brine, dried over  $\text{MgSO}_4$ , filtered and concentrated in vacuo to give the title phthalyl-protected amino ester as a white crystalline solid in near quantitative yield.

$^1\text{H}$  NMR (400 MHz,  $\text{CDCl}_3$ ,  $\delta$  ppm): 1.2 (t, 3H), 1.6 (d, 3H), 4.2 (m, 2H), 4.9 (q, 1H), 7.7 (m, 2H), 7.9 (m, 2H)

### Example 1b)

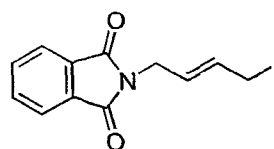


Potassium phthalimide (18.5g, 0.1 mol) was added to a 250 mL round bottomed flask containing 1,4-butene dichloride (25g, 0.2 mol). The reaction mixture was heated to 150 °C for 1.5 h. The mixture was cooled to room temperature and was  
5 partitioned between brine and Et<sub>2</sub>O. The organic layer was dried with MgSO<sub>4</sub>, filtered and concentrated in vacuo. The residue was recrystallized from hot ethanol to give the title 1-chloro-4-phthalimidobutene (8.9g, 39%) as orange crystals.

HRMS calcd. For C<sub>12</sub>H<sub>10</sub>ClNO<sub>2</sub>:  $m/z$  = 236.0478 [M+H]. Found: 236.0449

10 <sup>1</sup>H NMR (300 MHz, CDCl<sub>3</sub>, δ ppm): 4.1 (d, 2H), 4.3 (d, 2H), 5.9 (m, 2H), 7.7 (m, 2H), 7.9 (m, 2H)

### Example 1c)

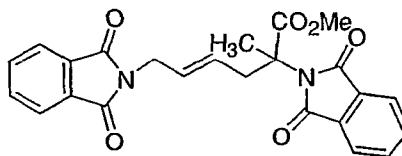


15

A sample of the product of **Example 1b** (2.3g, 9.8 mmol) was dissolved in acetone (50 mL). NaI (3.2g, 21 mmol) was added and the mixture was refluxed overnight. After cooling to room temperature, Et<sub>2</sub>O was added and the mixture was washed sequentially with sodium thiosulfate and brine. The organic layer was dried with  
20 MgSO<sub>4</sub>, filtered and concentrated in vacuo to give the title iodide (2.8g, 87.5%) as a light yellow solid that was used without further purification.

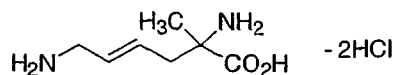
<sup>1</sup>H NMR (400 MHz, CDCl<sub>3</sub>, δ ppm): 3.8 (d, 2H), 4.2 (d, 2H), 5.7 (m, 1H), 6.0 (m, 1H), 7.7 (m, 2H), 7.9 (m, 2H)

25 Mass (M+1)=328

**Example 1d)**

A solution of KHMDS (2.6 g, 13.3 mmol) in THF (50 mL) was cooled to -78 °C. A solution of the product of **Example 1a** (2.2 g, 8.87 mmol) in THF (15 mL) was added and 1,3-dimethyl-3,4,5,6-tetrahydro-2(1H)-pyrimidinone (DMPU, 1.0 mL, 8.87 mL) was added immediately thereafter. After the solution was stirred at -78 °C for 40 minutes, a solution of the product of **Example 1c** (2.9 g, 8.87 mmol) in THF (15 mL) was added. The flask was removed from the cold bath and was stirred at room temperature for 3h. The reaction mixture was partitioned between saturated aqueous NaHCO<sub>3</sub> and EtOAc. The organic extract was washed with brine, dried over MgSO<sub>4</sub>, filtered and concentrated in vacuo to give the desired bis-phthalyl protected amino ester as a yellow solid. This residue was chromatographed on silica gel (1:1 hexanes: EtOAc) and gave 1.4 g (35 %) of the title material as a white solid.

<sup>1</sup>H NMR (300 MHz, CDCl<sub>3</sub>, δ ppm): 1.2 (t, 3H), 1.6 (d, 3H), 2.8 (dd, 1H), 3.1 (dd, 1H), 4.2 (m, 4H), 5.6 (m, 1H), 5.8 (m, 1H), 7.6 (m, 4H), 7.7 (m, 2H), 7.9 (m, 2H)  
Mass (M+H)=447

**Example 1e)**

The product of **Example 1d** (0.78 g, 1.76 mmol) was dissolved in a mixture of formic acid (10mL, 95%) and HCl (20 mL, concentrated HCl) and was refluxed for 3 days. The reaction mixture was cooled to 0 °C and filtered to remove phthalic anhydride. After concentrating in vacuo (T < 40 °C), the title unsaturated alpha

methyl lysine was obtained as a white solid (0.38g, 95 %), which was used without further purification.

<sup>1</sup>H NMR (300 MHz, D<sub>2</sub>O, δ ppm): 1.4 (s, 3H), 2.4 (dd, 1H), 2.6 (dd, 1H), 3.5 (d, 2H), 5.7 (m, 2H)  
Mass(M+H)=317

### Example 1)

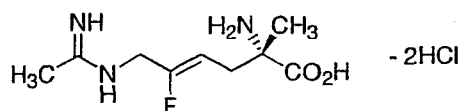
The product of **Example 1e** (0.2 g, 0.86 mmol) was dissolved in H<sub>2</sub>O (8 mL) and was brought to pH 9 with 2.5 N NaOH. Ethyl acetimidate - HCl (0.42 g, 3.4 mmol) was added in four portions over 1 h. After 1h, the mixture was acidified to pH 4 with 10% HCl and was concentrated in vacuo. The residue was then passed through a water-washed DOWEX 50WX4-200 column (H form, 0.5 N NH<sub>4</sub>OH eluent). The residue was concentrated in vacuo, acidified to pH 4 with 10 % HCl, and concentrated to give the title product (17 mg, 6 %) as an oil.

HRMS calcd. For C<sub>9</sub>H<sub>17</sub>N<sub>3</sub>O<sub>2</sub>:  $m/z$  = 200.1399 [M+H]. Found: 200.1417

<sup>1</sup>H NMR (400 MHz, D<sub>2</sub>O, δ ppm): 1.4 (s, 3H), 2.1 (s, 3H), 2.5 (dd, 1H), 2.6 (dd, 1H), 3.8 (d, 2H), 5.6 (m, 2H)

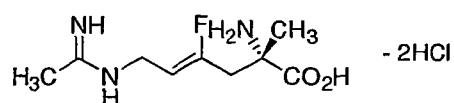
### Example 2

**(S, E)-2-amino-2-methyl-5-fluoro-6-[(1-iminoethyl)amino]-4-hexenoic acid, dihydrochloride**

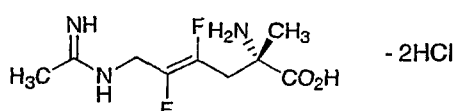


### Example 3

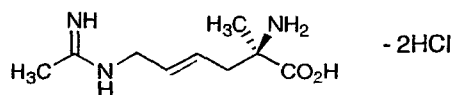
**(S, E)-2-amino-2-methyl-4-fluoro-6-[(1-iminoethyl)amino]-4-hexenoic acid, dihydrochloride**

**Example 4**

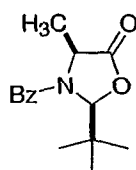
- 5 **(*S, E*)-2-amino-2-methyl-4,5-difluoro-6-[(1-iminoethyl)amino]-4-hexenoic acid, dihydrochloride**

10 **Example 5**

- (*R, E*)-2-amino-2-methyl-6-[(1-iminoethyl)amino]-4-hexenoic acid, dihydrochloride**

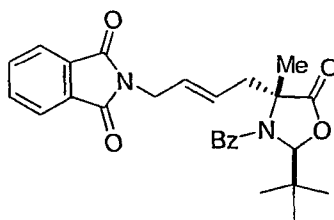


15

**Example 5a)**

- (2*S*, 4*S*)- 3-Benzoyl-2-(tert-butyl)-4-methyl-1,3-oxazolidin-5-one was prepared according to Seebach's procedure. Seebach, D.; Fadel, A. Helvetica Chimica Acta  
20 1985, 68, 1243.

**Example 5b)**

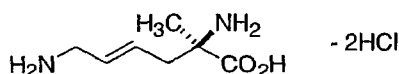


A solution of KHMDS (0.65g, 3.24 mmol), DMPU (0.33 mL, 2.7 mmol) and THF (40 mL) was cooled to -78 °C. A solution of (2*S*, 4*S*)- 3-benzoyl-2-(tert-butyl)-4-methyl-1,3-oxazolidin-5-one **5a** (0.70g, 2.7 mmol) in THF (10 mL) was added dropwise. After 45 min, a solution of the product of **Example 1c** (0.88g, 2.7 mmol) in THF (10 mL) was added. The reaction mixture was stirred at room temperature for 2 h and quenched with saturated aqueous NaHCO<sub>3</sub>. The layers were separated and the aqueous layer was extracted with EtOAc. The organic layers were combined and washed with brine, dried over MgSO<sub>4</sub>, filtered and concentrated in vacuo. The resulting yellow oil was chromatographed on silica gel (9:1 then 4:1 hexanes / ethyl acetate) to give the title protected unsaturated alpha methyl D-lysine (0.26g, 20 %) as a colorless oil.

HRMS calcd. For C<sub>27</sub>H<sub>28</sub>N<sub>2</sub>O<sub>5</sub>:  $m/z$  = 461.2076[M+H]. Found: 461.2033

<sup>1</sup>H NMR (400 MHz, CDCl<sub>3</sub>, δ ppm): 0.9 (s, 9H), 1.5 (s, 3H), 4.3 (m, 2H), 5.5 (m, 2H), 5.6 (m, 2H), 6.1 (m, 1H), 7.5 (m, 5H), 7.7 (m, 2H), 7.9 (m, 2H)

### Example 5c)



20

The product of **Example 5b** (0.255 mg, 0.55 mmol) was dissolved in 6N HCl (6 mL) and formic acid (6 mL) and was heated to reflux for 24 h. The reaction mixture was cooled to room temperature and concentrated in vacuo. The residue was suspended in water and washed with CH<sub>2</sub>Cl<sub>2</sub>. The aqueous layer was concentrated and passed through a water-washed DOWEX 50WX4-200 column (H form, 0.5 N NH<sub>4</sub>OH eluent). The residue was concentrated in vacuo, acidified to

25

pH 4 with 10 % HCl, and concentrated to give the title unsaturated D-lysine (71 mg, 55 %) as an oil which was used without further purification.

<sup>1</sup>H NMR (400 MHz, D<sub>2</sub>O, δ ppm): 1.4 (s, 3H), 2.5 (dd, 1H), 2.6 (dd, 1H), 3.4 (d, 2H), 5.6 (m, 2H), 5.7 (m, 2H)

### Example 5)

The product of **Example 5c** (13 mg, 0.056 mmol) was dissolved in H<sub>2</sub>O (5 mL) and was brought to pH 9 with 2.5 N NaOH. Ethyl acetimidate - HCl (27 mg, 0.2 mmol) was added in four portions over 2 h. After 2h, the mixture was acidified to pH 4 with 10% HCl and was concentrated in vacuo. The residue was passed through a water-washed DOWEX 50WX4-200 column (H form, 0.5 N NH<sub>4</sub>OH eluent). The residue was concentrated in vacuo, acidified to pH 4 with 10 % HCl, and concentrated to give the title product (45 mg) as an oil.

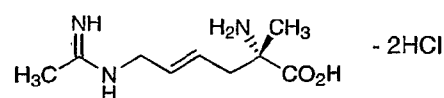
15

HRMS calcd. For C<sub>9</sub>H<sub>17</sub>N<sub>3</sub>O<sub>2</sub>: *m/z* = 200.1399 [M+H]. Found: 200.1386

<sup>1</sup>H NMR (400 MHz, D<sub>2</sub>O, δ ppm): 1.4 (s, 3H), 2.1 (s, 3H), 2.5 (dd, 1H), 2.6 (dd, 1H), 3.8 (d, 2H), 5.6 (m, 2H)

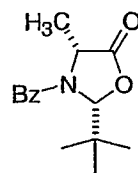
### 20 Example 6

**(*S, E*)-2-amino-2-methyl-6-[(1-iminoethyl)amino]-4-hexenoic acid, dihydrochloride**



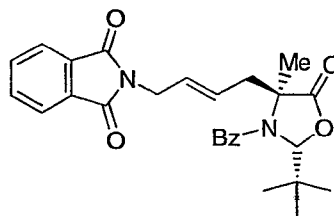
25

### Example 6a)



(2*R*, 4*R*)-3-Benzoyl-2-(tert-butyl)-4-methyl-1,3-oxazolidin-5-one was prepared according to Seebach's procedure. Seebach, D.; Fadel, A. Helvetica Chimica Acta 1985, 68, 1243.

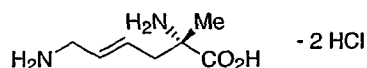
5

**Example 6b)**

A solution of the (2*R*, 4*R*)-3-benzoyl-2-(tert-butyl)-4-methyl-1,3-oxazolidin-5-one product of **Example 6a** (2.0g, 7.6 mmol) in THF (50 mL) was cooled to -78 °C. A  
10 -78 °C solution of KHMDS (0.65g, 3.24 mmol) in THF (25 mL) was added dropwise. After 30 min, a solution of the product of **Example 1c** (2.8 g, 8.6 mmol) in THF (25 mL) was added. The reaction mixture was stirred at room temperature for 1 h and quenched with saturated aqueous NaHCO<sub>3</sub>. The layers were separated and the aqueous layer was extracted with EtOAc. The organic layers were  
15 combined and washed with brine, dried with MgSO<sub>4</sub>, filtered and concentrated in vacuo. The resulting orange oil was chromatographed on silica gel (9:1 then 4:1 hexanes / ethyl acetate) to give the protected title unsaturated alpha methyl L-lysine (0.5g, 15 %) as a white solid.

20 HRMS calcd. For C<sub>27</sub>H<sub>28</sub>N<sub>2</sub>O<sub>5</sub>:  $m/z$  = 461.2076[M+H]. Found: 461.2043  
<sup>1</sup>H NMR (400 MHz, CDCl<sub>3</sub>, δ ppm): 0.9 (s, 9H), 1.5 (s, 3H), 4.3 (m, 2H), 5.5 (m, 2H), 5.6 (m, 2H), 6.1 (m, 1H), 7.5 (m, 5H), 7.7 (m, 2H), 7.9 (m, 2H)

**Example 6c)**



- The product of **Example 6b** (0.5 g, 1 mmol) was dissolved in 12N HCl (10 mL) and formic acid (5 mL) and this mixture was heated to reflux for 12 h. The reaction mixture was cooled in the freezer for 3h and the solids were removed by filtration. The residue was washed with CH<sub>2</sub>Cl<sub>2</sub> and EtOAc. The aqueous layer was concentrated in vacuo and gave the title unsaturated alpha methyl L-lysine (0.26 g, 99 %) as an oil which was used without further purification.
- <sup>1</sup>H NMR (300 MHz, D<sub>2</sub>O, δ ppm): 1.4 (s, 3H), 2.5 (dd, 1H), 2.6 (dd, 1H), 3.4 (d, 2H), 5.7 (m, 2H)

### Example 6)

- The product of **Example 6c** (0.13 g, 0.56 mmol) was dissolved in H<sub>2</sub>O (1 mL) and was brought to pH 9 with 2.5 N NaOH. Ethyl acetimidate - HCl (0.28 g, 2.2 mmol) was added in four portions over 1 h. After 1h, the mixture was acidified to pH 4 with 10% HCl and was concentrated in vacuo. The residue was and passed through a water-washed DOWEX 50WX4-200 column (0.5 N NH<sub>4</sub>OH eluent). The residue was concentrated in vacuo, acidified to pH 4 with 10 % HCl, and concentrated to give the title product as an oil (40 mg).

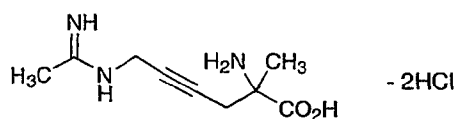
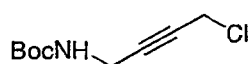
HRMS calcd. For C<sub>9</sub>H<sub>17</sub>N<sub>3</sub>O<sub>2</sub>:  $m/z$  = 222.1218 [M+Na]. Found: 222.1213

<sup>1</sup>H NMR (300 MHz, D<sub>2</sub>O, δ ppm): 1.4 (s, 3H), 2.1 (s, 3H), 2.4 (dd, 1H), 2.6 (dd, 1H), 3.8 (d, 2H), 5.6 (m, 2H)

### Example 7

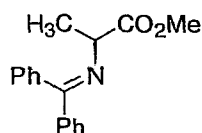
**2-amino-2-methyl-6-[(1-iminoethyl)amino]-4-hexynoic acid, dihydrochloride**

53

**Example 7a)**

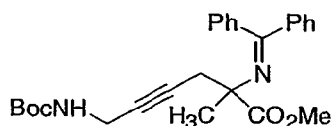
5

The N-boc-1-amino-4-chlorobut-2-yne was prepared following the procedure described in Tetrahedron Lett. 21, 4263 (1980).

**Example 7b)**

10

Methyl N-(diphenylmethylene)-L-alaninate was prepared by following the procedure described in J. Org. Chem., 47, 2663 (1982).

**Example 7c)**

Dry THF (1000mL) was placed in a flask purged with argon and 60% NaH dispersed in mineral oil (9.04 g, 0.227 mol) was added. To this mixture was added the product of **Example 7b** (30.7 g, 0.114 mol). The reaction mixture was then stirred at 10 °C - 15°C for 30 min. Potassium iodide (4 g) and iodine (2 g) were added and immediately followed by the addition of the product of **Example 7a** (23 g, 0.113 mol in 200 mL THF) in 30 min. The reaction mixture was then stirred at 55 °C until the starting material disappeared (~ 2 h). The reaction mixture was then cooled to room temperature and the solvent was evaporated. Ethyl acetate (500 mL)

was added and the mixture was carefully washed with 2 X 200 mL deionized water. The organic layer was dried over anhydrous  $\text{MgSO}_4$ , filtered and evaporated to give 44 g of crude product. Purification by chromatography using 20% ethyl acetate in hexane afforded the title protected unsaturated alpha-methyl lysine (28 g, 57%).

5

Anal.Calcd for  $\text{C}_{26}\text{H}_{30}\text{N}_2\text{O}_4$  and 0.5 ethylacetate: C, 70.42; H, 7.14; N, 5.91. Found: C, 70.95; H, 7.73; N, 6.09

IR (Neat,  $\lambda$  max,  $\text{cm}^{-1}$ ): 2981, 1714, 1631

$^1\text{H}$  NMR ( $\text{CDCl}_3$ ,  $\delta$  ppm): 1.28 (s, 9H), 1.4 (s, 3H), 2.65-2.76(m, 2H), 3.15 (s, 3H),  
10 3.7 (bs, 2H), 4.6 (bs, 1H), 6.95-7.4 (m, 10H)

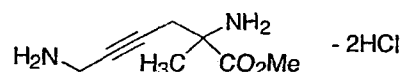
$^{13}\text{C}$  NMR ( $\text{CDCl}_3$ ,  $\delta$  ppm): 24.29, 28.33, 28.39, 33.24, 51.60, 53.55, 127.79,  
127.97, 128.26, 128.36, 128.43, 128.54, 128.66, 130.05, 130.22, 132.39

Mass (M+1) = 435

DSC purity: 261.95 °C

15

#### Example 7d)



The product of **Example 7c** (16 g, 0.0368 mol) was dissolved in 1N HCl (300 mL)  
20 and stirred at 25 °C for 2 h. The reaction mixture was washed with ether (2 x 150mL) and the aqueous layer separated and decolorized with charcoal. Concentration afforded ~9 g (100% yield) of the deprotected unsaturated alpha-methyl lysine ester **7d** as white foamy solid.

25 Anal.Calcd for  $\text{C}_8\text{H}_{14}\text{N}_2\text{O}_2$  containing 2.26 HCl and 1.19  $\text{H}_2\text{O}$ : C, 35.06; H, 6.86; N, 10.22; Cl, 29.24. Found: C, 35.31; H, 7.38; N, 10.70; Cl, 29.77

$^1\text{H}$  NMR ( $\text{D}_2\text{O}$ ,  $\delta$  ppm): 1.56 (s, 3H), 2.8-3.0 (2 dt, 2H), 3.75(s, 2H), 3.79 (s, 3H)

$^{13}\text{C}$  NMR ( $\text{D}_2\text{O}$ ,  $\delta$  ppm): 23.89, 29.81, 32.05, 57.08, 61.90, 79.57, 82.43, 173.92

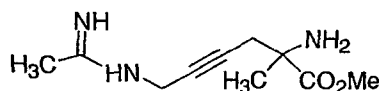
Mass (M+1) = 171

DSC purity: 114.22 °C

UV = 206 nm,abs 0.013

[ $\alpha$ ]<sub>25</sub> in methanol = 0 at 365 nm

## 5 Example 7e)



The product of **Example 7d** (2.43 g, 0.01 mol) was dissolved in deionized water (25 mL). A solution of NaOH (400 mg, 0.01 mol) in deionized water (25 mL) was added at 25°C to bring the pH to ~7.95 and stirring was continued another 10 min. Ethylacetimidate hydrochloride (988 mg, 0.008 mol) was added to the reaction mixture with simultaneous adjustment of the pH to ~ 8.5 by adding 1N NaOH. The reaction mixture was stirred at pH 8 to 8.5 for 3 h following acetimidate addition. 1N HCl was added to the reaction mixture (4.1 pH). The solvent was evaporated at 50 °C to afford a yellow crude hygroscopic residue (4 g, >100% yield). Purification was carried out on the Gilson chromatography system using 0.1% AcOH/CH<sub>3</sub>CN/H<sub>2</sub>O.

Anal.Calc'd for C<sub>10</sub>H<sub>17</sub>N<sub>3</sub>O<sub>2</sub> containing 2.25 HCl and 1.7 H<sub>2</sub>O: C, 37.08; H, 7.05; N, 12.97; Cl, 24.63. Found: C, 37.01; H, 6.79; N, 12.76; Cl, 24.87

IR (Neat,  $\lambda$  max, cm<sup>-1</sup>): 2953, 2569, 1747, 1681, 1631

<sup>1</sup>H NMR (D<sub>2</sub>O,  $\delta$  ppm): 1.52 (s, 3H), 2.12 (s, 3H), 2.74-2.96 (2 dt, 2H), 3.75 (s, 3H), 3.95 (t, 2H)

<sup>13</sup>C NMR (D<sub>2</sub>O,  $\delta$  ppm): 23.89, 29.81, 32.05, 57.08, 61.90, 79.57, 82.43, 173.92

Mass (M+1) = 212

## Example 7)

The product of **Example 7e** (100 mg, 0.0005 mol) was dissolved in 8N HCl (20 mL) and stirred for 10 h at reflux. The reaction mixture was cooled to room

temperature and the aq. HCl was evaporated on rotavap. The residue was dissolved in deionized water (10mL) and water and reconcentrated under vacuum to afford the title product as a yellow glassy solid in almost quantitative yield (88 mg).

- 5    Anal.Calcd for  $C_9H_{15}N_3O_2$  containing 2.4 HCl and 1.8  $H_2O$ : C, 34.08; H, 6.67; N, 13.25; Cl, 26.83. Found: C, 34.32; H, 6.75; N, 13.63; Cl, 26.47

IR (Neat,  $\lambda$  max,  $cm^{-1}$ ): 1738, 1677, 1628, 1587

$^1H$  NMR ( $D_2O$ ,  $\delta$  ppm): 1.6 (s, 3H), 2.24 (s, 3H), 2.8-3.0 (2 dt, 2H), 4.1 (s, 2H)

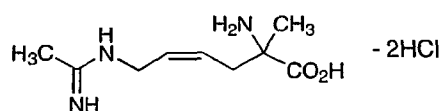
$^{13}C$  NMR ( $D_2O$ ,  $\delta$  ppm): 21.22, 24.10, 29.88, 34.58, 80.04, 80.99, 128.39, 168.07,

- 10    176.13

Mass (M+1) = 198

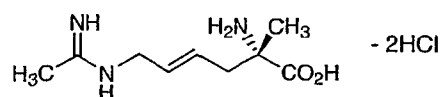
### Example 8

- (Z)-2-amino-2-methyl-6-[(1-iminoethyl)amino]-4-hexenoic acid,  
15    dihydrochloride

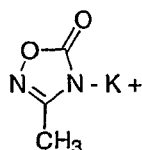


### Example 9

- 20    (S, E)-2-amino-2-methyl-6-[(1-iminoethyl)amino]-4-hexenoic acid,  
dihydrochloride

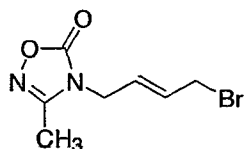


- 25    Example 9a)



The potassium salt of 3-methyl-1,2,4-oxadiazol-5(4H)-one was prepared as previously described by Moussebois, C., Eloy, F. *Helv. Chim. Acta*, 47(3), 838-48, 5 (1964).

### Example 9b)

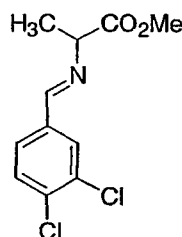


10 A 1L flask was charged with trans-1,4-dibromo-2-butene (50 g, 0.23 mol) and acetone (500 mL). The heterocycle product of **Example 9a** (16 g, 0.12 mol) was added, followed by tetra-n-butyl ammonium bromide (3.9 g, 0.012 mol, 0.1 equiv). The reaction mixture was stirred at rt for 18 h, diluted with brine and extracted with EtOAc. The organic extract was washed with brine, dried over MgSO<sub>4</sub>, filtered and 15 concentrated in vacuo to give a yellow semi-solid residue. Methylene chloride was added and solid product was removed by filtration. The filtrate was concentrated and the residue was treated with hot hexanes to dissolve the unreacted dibromobutene. The hexanes layer was decanted and the resulting oil was chromatographed on silica, eluting with 7:3 hexanes/EtOAc. The title product (14.2 20 g, 50 %) was isolated in the form of a yellow oil.

<sup>1</sup>H NMR (300 MHz, CDCl<sub>3</sub>, δ ppm) 2.2 (s, 3H), 3.9 (d, 2H), 4.2 (d, 2H), 5.7 (dt, 1H), 5.9 (dt, 1H)

### 25 Example 9c)

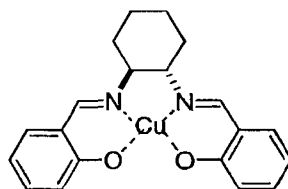
58



To a slurry of D,L-alanine methyl ester hydrochloride (16.83 g, 120.5 mmol) in  $\text{CH}_2\text{Cl}_2$  (400 mL) was added triethylamine (16.2 mL, 116.4 mmol) followed by 3,4-dichlorobenzaldehyde (19.07 g, 109 mmol) and  $\text{MgSO}_4$  (20 g). The slurry was stirred at room temperature for 18 hours and filtered. The filtrate was washed with water (250 mL) and brine (250 mL), dried ( $\text{MgSO}_4$ ) and evaporated to give 27.65 g (97 %) of the desired imine as an oil.

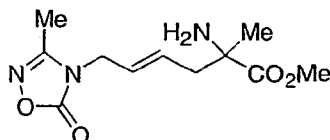
$^1\text{H}$  NMR (300 MHz,  $\text{C}_6\text{D}_6$ ,  $\delta$  ppm): 1.40 (d, 3H), 3.32 (s, 3H), 3.81 (q, 1H), 6.82 (d, 1H), 7.18 (dd, 1H), 7.53 (d, 1H), 7.58 (s, 1H)

#### Example 9d)



The (1*S*, 2*S*)-(+)-Cu(II) $\text{C}_6\text{Salen}$  chiral phase transfer catalyst was prepared following the procedure described in Inorganic Chemistry 1996, 35, 387.

#### Example 9e)



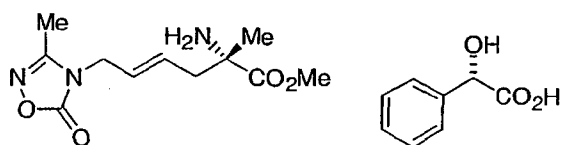
In a  $\text{N}_2$ -flushed, oven dried glassware, sodium methoxide (7.3g, 134 mmol) was suspended in dry toluene (300 mL). The chiral phase transfer catalyst product of **Example 9d** (800 mg, 1.9 mmol, 5% based on imine) was added followed by a solution of the product of **Example 9c** (10g, 38.5 mmol) in dry toluene (50 mL). A

solution of the product of **Example 9b** (10g, 42.9 mmol) in 50 mL of toluene was added and the reaction was stirred at room temperature for 18 h. The reaction mixture was then filtered through a pad of Celite to remove NaBr and the catalyst. The toluene layer was treated with 200 mL of 6N HCl for 40 minutes. The layers were separated, the toluene layer was washed with 200 mL of 6N HCl and the combined aqueous layers were concentrated in vacuo. The residue was diluted with 100 mL of water and brought to pH 7 with saturated aqueous K<sub>2</sub>CO<sub>3</sub>. The solids were filtered off over a pad of Celite and the filtrate was brought to pH 9. This was extracted with EtOAc (6X), dried with Na<sub>2</sub>SO<sub>4</sub>, filtered and concentrated in vacuo to give the title free base as a light green oil (5.77 g, 59%). Chromatography on a chiral column (ChiralPak AD, 70:30 hexanes : iPrOH, 30 min run) gave a product having a ratio of 47:1 (*S*:*R*). (*S* t<sub>r</sub>= 12.2 min, *R* t<sub>r</sub>=16.5 min).

<sup>1</sup>H NMR (300 MHz, CDCl<sub>3</sub>, δ ppm): 1.4 (s, 3H), 2.2 (s, 3H), 3.7 (s, 3H), 4.2 (d, 2H), 5.6 (m, 2H)

#### Example 9f)

(2*S*)-hydroxy(phenyl)ethanoic acid salt of Methyl (2*S*,4*E*)-2-amino-2-methyl-6-(3-methyl-5-oxo-1,2,4-oxadiazol-4(5*H*)-yl) hex-4-enoate



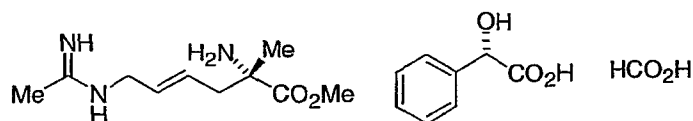
To a solution of the product of **Example 9e** (2.51g, 9.84 mmol) in MeOH (40 mL) was added (*S*)-(+)-mandelic acid (1.5g, 9.84 mmol). The sample was concentrated in vacuo and was then recrystallized from MTBE-MeOH (4:1) to give the title product as a white powder (2.65g, 66%). Chromatography on a chiral column (ChiralPak AD, 70:30 hexanes: iPrOH, 30 min run) showed a ratio in the title product of 99:1 (*S*:*R*). (*S* t<sub>r</sub>= 12.2 min, *R* t<sub>r</sub>=16.5 min).

$^1\text{H}$  NMR (300 MHz,  $\text{CD}_3\text{OD}$ ,  $\delta$  ppm): 1.5 (s, 3H), 2.2 (s, 3H), 2.6 (m, 2H), 3.8 (s, 3H), 4.2 (d, 2H), 5.6 (m, 2H), 7.2 (m, 3H), 7.6 (d, 2H)

HRMS calcd. For  $\text{C}_{10}\text{H}_{19}\text{N}_3\text{O}_2$ :  $m/z = 214.1550$  [M+H]. Found: 214.1525

### 5 Example 9g)

**(2S)-hydroxy(phenyl)ethanoic acid, formic acid salt of Methyl (S, E)-2-amino-2-methyl-6-[(1-iminoethyl)amino]-4-hexenoate**



- 10 A 500 mL flask was charged with Lindlar catalyst (217 mg, 5 weight %, 5% Pd on  $\text{CaCO}_3$ , poisoned with Pb), MeOH (80 mL), and formic acid (2 mL, 5 equiv.). A slurry of the product of **Example 9f** (4.34g, 10.7 mmol) in MeOH (20 mL) was added and the reaction mixture was heated at 60 °C. After 4h, an additional 30 mg of Lindlar catalyst and formic acid (200  $\mu\text{L}$ ) were added. The reaction mixture was
- 15 slurried with Celite, filtered and concentrated in vacuo to give the title material existing as a yellow oil which was used without further purification (97%).

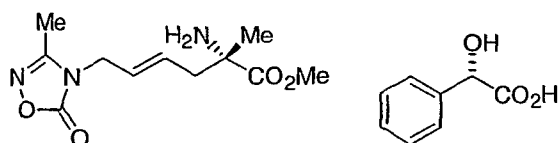
Elemental analyses Calcd for  $\text{C}_{19}\text{H}_{29}\text{N}_3\text{O}_7$  with 1.3  $\text{H}_2\text{O}$ : C, 52.48; H, 7.32; N, 9.66. Found: C, 52.71; H, 7.01; N, 9.29

- 20  $^1\text{H}$  NMR (300 MHz,  $\text{D}_2\text{O}$ ,  $\delta$  ppm): 1.4 (s, 3H), 2.1 (s, 3H), 2.5 (m, 2H), 3.7 (s, 3H), 3.8 (d, 2H), 4.9 (s, 1H), 5.6 (m, 2H), 7.3 (m, 5H), 8.2 (s, 2H)

HRMS calcd. For  $\text{C}_{10}\text{H}_{19}\text{N}_3\text{O}_2$ :  $m/z = 214.1550$  [M+H]. Found: 214.1544

### Example 9h)

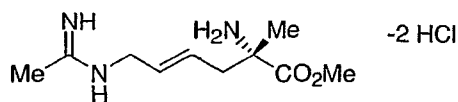
25



A dry, N<sub>2</sub>-flushed flask was charged with NaOMe (71.7g, mmol, 1.3 mol) and dry toluene (2L). Catalyst product of **Example 9d** (5.88g, 15 mmol) was added, followed by a solution of product of **Example 9c** (100g, 0.38 mol) in 200 mL of toluene. A solution of the bromide product of **Example 9b** (100g, 0.43 mol) in 200 mL of toluene was added dropwise. The reaction was quenched by diluting it with toluene and glacial HOAc while the temperature was maintained at 25 °C. After stirring for 15 min at room temperature, the reaction mixture was filtered and the cake was washed with toluene. The filtrate was diluted with H<sub>2</sub>O and was stirred for 1 h. The layers were separated and the toluene layer was washed with H<sub>2</sub>O. The aqueous layers were combined and concentrated in vacuo. The residue was dissolved in 120 mL of MeOH and (*S*)-(+)-mandelic acid was added. Hot methyl tert-butyl ether (450 mL) was added, the solution was cooled to room temperature and stored in the freezer overnight. The title product precipitate was collected and washed with cold methyl tert-butyl ether (43.94g, 28%). Chromatography on a chiral column (ChiralPak AD, 70:30 hexanes: iPrOH, 30 min run) showed the title product to exist in a ratio of 99:1 (*S*:*R*). (*S* t<sub>r</sub>= 12.2 min, *R* t<sub>r</sub>=16.5 min).

<sup>1</sup>H NMR (300 MHz, CD<sub>3</sub>OD, δ ppm): 1.5 (s, 3H), 2.2 (s, 3H), 2.6 (m, 2H), 3.8 (s, 3H), 4.2 (d, 2H), 5.6 (m, 2H), 7.2 (m, 3H), 7.6 (d, 2H)  
HRMS calcd. For C<sub>10</sub>H<sub>19</sub>N<sub>3</sub>O<sub>2</sub>: m/z = 214.1550 [M+H]. Found: 214.1525

### Example 9i)



25

A sample of the product of **Example 9h** (36.8 g, 90 mmol) was dissolved in water (370 mL), brought to pH 9 with saturated aqueous K<sub>2</sub>CO<sub>3</sub> and extracted with CH<sub>2</sub>Cl<sub>2</sub>. The organic extract was concentrated in vacuo to give the free base. This residue was dissolved in a mixture of 1-butanol (184 mL), glacial acetic acid (148

mL) and water (184 mL). Zinc dust (37g, 0.57 mol) was added as the reaction mixture was stirred vigorously and heated to 50 °C overnight. The solution was filtered through Celite and the filter cake was washed with MeOH. The filtrate was concentrated, dissolved in water (250 mL) and MeOH (55 mL), and the pH brought to 8 with saturated aqueous NaHCO<sub>3</sub>. The solution was filtered and the filtrate brought to pH 2 with 6N HCl before it was concentrated in vacuo to give the title material.

<sup>1</sup>H NMR (300 MHz, D<sub>2</sub>O, δ ppm): 1.4 (s, 3H), 2.1 (s, 3H), 2.5 (m, 2H), 3.7 (s, 3H), 3.8 (d, 2H), 4.9 (s, 1H), 5.6 (m, 2H), 7.3 (m, 5H), 8.2 (s, 2H)

HRMS calcd. For C<sub>10</sub>H<sub>19</sub>N<sub>3</sub>O<sub>2</sub>: m/z = 214.1550 [M+H]. Found: 214.1544

#### Example 9)

A sample of the product from **Example 9g** (8g, 20.4 mmol) was dissolved in 6N HCl (100 mL) and was refluxed for 3h. The solution was concentrated *in vacuo* to give the amino acid, which was purified on a Dowex 50WX4-200 H form ion exchange resin. The resin (120g) was washed with 25% HCl followed by H<sub>2</sub>O to bring to pH 6. The compound was applied in water. The resin was washed successively with 0, 1.7, 3.3, 5, 6.6 and 8.3% HCl. The product started to elute at 5% HCl. The fractions were pooled, and concentrated *in vacuo* to give the title product as the di-HCl salt (4.3 g, 84%).

Elemental analyses Calcd for C<sub>9</sub>H<sub>17</sub>N<sub>3</sub>O<sub>2</sub> with 2.1 HCl and 0.1 H<sub>2</sub>O: C, 38.94; H, 7.01; N, 15.14, Cl, 26.82. Found: C, 38.68; H, 7.17; N, 14.74, Cl, 27.28

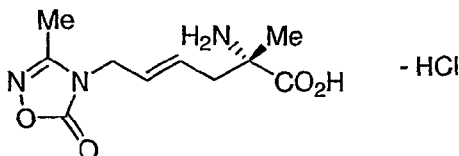
<sup>1</sup>H NMR (300 MHz, D<sub>2</sub>O, δ ppm): 1.5 (s, 3H), 2.1 (s, 3H), 2.5 (dd, 1H), 2.6 (dd, 1H), 5.6 (m, 2H)

HRMS calcd. For C<sub>9</sub>H<sub>17</sub>N<sub>3</sub>O<sub>2</sub>: m/z = 200.1394 [M+H]. Found: 200.1371

[α]<sub>25</sub> in H<sub>2</sub>O: +17.3 at 365

**Example 10**

**(2S,4E)-2-amino-2-methyl-6-(3-methyl-5-oxo-1,2,4-oxadiazol-4(5H)-yl) hex-4-enoic acid hydrochloride**



5

A sample of the product from **Example 9e** (0.5g, 1.23 mmol) was dissolved in 3N HCl (50 mL) and was refluxed for 4h. The solution was concentrated *in vacuo* to give the amino acid, which was purified on a Dowex 50WX4-200 H form ion  
 10 exchange resin. The resin (10g) was washed with 100 mL of 25% HCl followed by 300 mL of H<sub>2</sub>O to bring to pH 6. The compound was applied in water, followed by 50 mL of water. The resin was washed successively with 1.7, 3.3, 5, 6.6 and 8.3% HCl. The product started to elute at 5% HCl. The fractions were pooled, and concentrated *in vacuo* to give the title product as the di-HCl salt (264 mg, 88%).

15

Elemental analyses Calcd for C<sub>10</sub>H<sub>15</sub>N<sub>3</sub>O<sub>4</sub> with 1.1 HCl and 0.5 H<sub>2</sub>O: C, 41.37; H, 5.94; N, 14.47, Cl, 13.43. Found: C, 41.41; H, 6.14; N, 14.88, Cl, 13.14

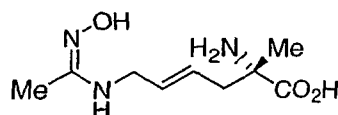
<sup>1</sup>H NMR (300 MHz, D<sub>2</sub>O, δ ppm): 1.4 (s, 3H), 2.1 (s, 3H), 2.5 (ddd, 2H), 4.1 (d, 2H), 5.5-5.6 (m, 2H)

20 HRMS calcd. For C<sub>10</sub>H<sub>19</sub>N<sub>3</sub>O<sub>2</sub>: m/z = 214.1550 [M+H]. Found: 214.1544

**Example 11**

**(2S, 5E)-2-amnio-6{[(1Z-N-hydroxyl)ethanimidoyl]amino}-2-methyl hex-4-enoic acid**

25



A sample of the product from **Example 9e** (1.0g, 2.46 mmol) was converted to the free-base by applying it to a Dowex 50WX4-200 H form and eluting with 5% HCl. The eluent was concentrated in vacuo to give a residue that was dissolved in 2.5 N NaOH (4 mL, 9.84 mmol, 4 equiv) and 4 mL of H<sub>2</sub>O. After 4h, the solution was  
5 concentrated and the title product precipitated from cold H<sub>2</sub>O (0.215g).

Elemental analyses Calcd for C<sub>9</sub>H<sub>17</sub>N<sub>3</sub>O<sub>3</sub> with 5 NaCl: C, 21.30; H, 3.38; N, 8.28, Cl, 33.93 Found: C, 20.30; H, 3.26; N, 7.70, Cl, 33.46

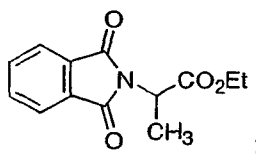
<sup>1</sup>H NMR (400 MHz, D<sub>2</sub>O, δ ppm): 1.3 (s, 3H), 1.8 (s, 3H), 2.4 (m, 2H), 3.7 (d, 2H),  
10 5.4 (m, 1H), 5.6 (m, 1H)

HRMS calcd. For C<sub>9</sub>H<sub>17</sub>N<sub>3</sub>O<sub>3</sub>: m/z = 216.1343 [M+H]. Found: 216.1354

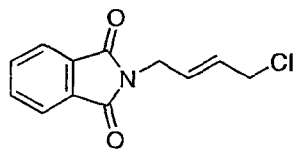
### Novel Intermediates

Novel intermediates useful in making compounds of the present  
15 invention include:

20 methyl 2-(1,3-dioxo-1,3-dihydro-2H-isoindol-2-yl)propanoate

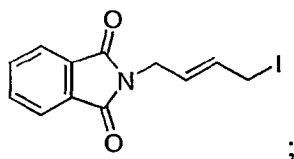


25 2-[(2E)-4-chlorobut-2-enyl]-1H-isoindole-1,3(2H)-dione

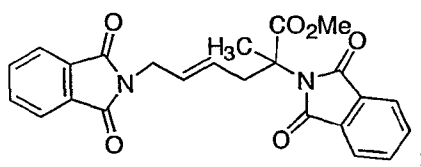


30 2-[(2E)-4-iodobut-2-enyl]-1H-isoindole-1,3(2H)-dione

65

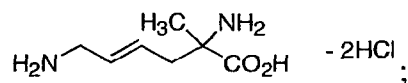


5 ethyl (4*E*)-2,6-bis(1,3-dioxo-1,3-dihydro-2*H*-isoindol-2-yl)-2-methylhex-4-enoate



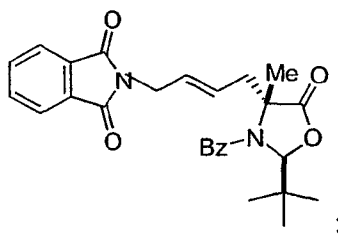
10

(4*E*)-2,6-diamino-2-methylhex-4-enoic acid, dihydrochloride



15

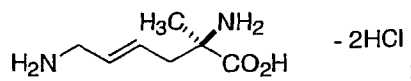
2-[(3*E*)-5-[(2*S*,4*R*)-3-benzoyl-2-*tert*-butyl-4-methyl-5-oxo-1,3-oxazolidin-4-yl]pent-3-enyl]-1*H*-isoindole-1,3(2*H*)-dione



20

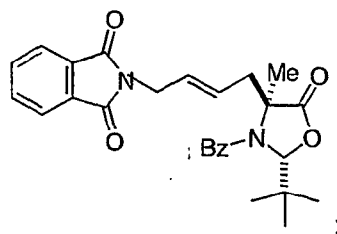
(2*R*,4*E*)-2,7-diamino-2-methylhept-4-enoic acid, dihydrochloride

25

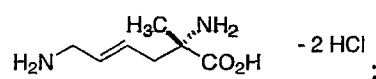


2-[(3*E*)-5-[(2*R*, 4*S*)-3-benzoyl-2-*tert*-butyl-4-methyl-5-oxo-1,3-oxazolidin-4-yl]pent-3-enyl]-1*H*-isoindole-1,3(2*H*)-dione

5



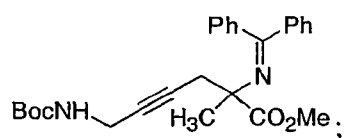
10 (2*S*, 4*E*)-2,7-diamino-2-methylhept-4-enoic acid, dihydrochloride



15

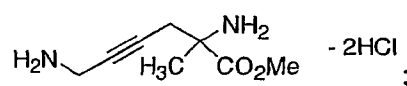
methyl 2-amino-6-[(*tert*-butoxycarbonyl)amino]-2-methylhex-4-ynoate compound  
with (1-phenylvinyl)benzene (1:1)

20



methyl 2,6-diamino-2-methylhex-4-ynoate, dihydrochloride

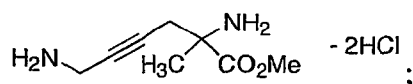
25



30

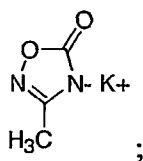
methyl 2-amino-6-(ethanimidoylamino)-2-methylhex-4-ynoate

67



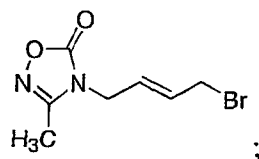
Potassium salt of 3-methyl-1,2,4-oxadiazol-5(4H)-one

5



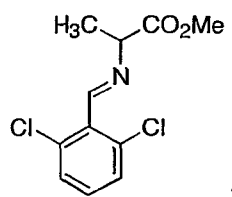
10

4-[(2E)-4-bromobut-2-enyl]-3-methyl-1,2,4-oxadiazol-5(4H)-one



15

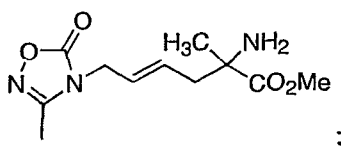
methyl N-(2,6-dichlorobenzylidene)alaninate



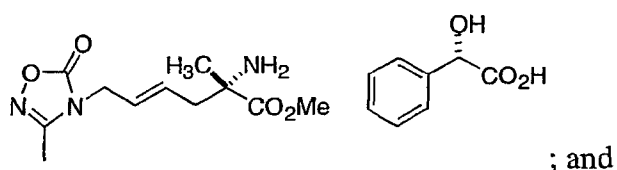
20

methyl (4E)-2-amino-2-methyl-6-(3-methyl-5-oxo-1,2,4-oxadiazol-4(5H)-yl)hex-4-enoate

25



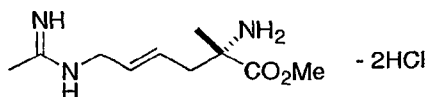
- 5 (2*S*)-hydroxy(phenyl)ethanoic acid salt of methyl (2*S*,4*E*)-2-amino-2-methyl-6-(3-methyl-5-oxo-1,2,4-oxadiazol-4(5*H*)-yl)hex-4-enoate



10

methyl (*S*, *E*)-2-amino-2-methyl-6-[(1-iminoethyl)amino]-4-hexenoate,  
dihydrochloride

15



### Biological Data

Some or all of the following assays are used to demonstrate the nitric oxide  
20 synthase inhibitory activity of the invention's compounds as well as demonstrate the  
useful pharmacological properties.

### Citrulline Assay for Nitric Oxide Synthase

Nitric oxide synthase (NOS) activity can be measured by monitoring the  
25 conversion of L-[2,3-<sup>3</sup>H]-arginine to L-[2,3-<sup>3</sup>H]-citrulline (Bredt and Snyder, Proc.  
Natl. Acad. Sci. U.S.A., 87, 682-685, 1990 and Moore et al, J. Med. Chem., 39,  
669-672, 1996). Human inducible NOS (hiNOS), human endothelial constitutive

NOS (hecNOS) and human neuronal constitutive NOS (hncNOS) are each cloned from RNA extracted from human tissue. The cDNA for human inducible NOS (hiNOS) is isolated from a  $\lambda$  cDNA library made from RNA extracted from a colon sample from a patient with ulcerative colitis. The cDNA for human endothelial constitutive NOS (hecNOS) is isolated from a  $\lambda$  cDNA library made from RNA extracted from human umbilical vein endothelial cells (HUVEC) and the cDNA for human neuronal constitutive NOS (hncNOS) is isolated from a  $\lambda$  cDNA library made from RNA extracted from human cerebellum obtained from a cadaver. The recombinant enzymes are expressed in Sf9 insect cells using a baculovirus vector (Rodi et al, in The Biology of Nitric Oxide, Pt. 4: Enzymology, Biochemistry and Immunology; Moncada, S., Feelisch, M., Busse, R., Higgs, E., Eds.; Portland Press Ltd.: London, 1995; pp 447-450). Enzyme activity is isolated from soluble cell extracts and partially purified by DEAE-Sepharose chromatography. To measure NOS activity, 10  $\mu$ L of enzyme is added to 40  $\mu$ L of 50 mM Tris (pH 7.6) in the presence or absence of test compounds and the reaction initiated by the addition of 50  $\mu$ L of a reaction mixture containing 50mM Tris (pH 7.6), 2.0 mg/mL bovine serum albumin, 2.0 mM DTT, 4.0 mM  $\text{CaCl}_2$ , 20  $\mu$ M FAD, 100  $\mu$ M tetrahydrobiopterin, 0.4 mM NADPH and 60  $\mu$ M L-arginine containing 0.9  $\mu$ Ci of L-[2,3- $^3\text{H}$ ]-arginine. The final concentration of L-arginine in the assay is 30  $\mu$ M. For hecNOS or hncNOS, calmodulin is included at a final concentration of 40-100 nM. Following incubation at 37°C for 15 minutes, the reaction is terminated by addition of 400  $\mu$ L of a suspension (1 part resin, 3 parts buffer) of Dowex 50W X-8 cation exchange resin (sodium form) in a stop buffer containing 10 mM EGTA, 100 mM HEPES, pH 5.5 and 1 mM L-citrulline. After mixing the resin is allowed to settle and L-[2,3- $^3\text{H}$ ]-Citrulline formation is determined by counting aliquots of the supernatant with a liquid scintillation counter.  $\text{IC}_{50}$  values can be determined by testing each compound at several concentrations. Results are reported in Table I as the  $\text{IC}_{50}$  values of compounds for hiNOS, hecNOS and hncNOS.

TABLE I

	Example	IC <sub>50</sub> [ $\mu$ M]			
		hiNOS	hecNOS	hncNOS	
	Example 1	2.9	29	9.9	
	Example 6	1.4	18	5.8	
	Example 5	10	74	31	
	Example 7	16	86	45	

### In Vivo Assay

Rats can be treated with an intraperitoneal injection of 1-12.5 mg/kg of  
 5 endotoxin (LPS) to induce systemic expression of inducible nitric oxide synthase,  
 resulting in markedly elevated plasma nitrite/nitrate levels. Compounds are  
 administered orally 0.5-1 hours prior to LPS administration and plasma  
 nitrite/nitrate levels are determined 5 hours following LPS administration. The  
 results can be used to show that the administration of the nitric oxide synthase  
 10 inhibitors decreases the rise in plasma nitrite/nitrate levels, a reliable indicator of  
 the production of nitric oxide induced by endotoxin. ED<sub>50</sub> values (mg/kg) for  
 inhibition of the LPS-induced increase in plasma nitrite/nitrate levels are shown in  
 Table II.

15

**TABLE II**

ED<sub>50</sub>'s for Examples determined in endotoxin-treated rats

All compounds administered orally unless otherwise noted.

<u>Example No.</u>	<u>ED<sub>50</sub> (mg/kg)</u>
Example 1	<3
Example 6	0.2

20 Raw Cell Nitrite Assay

RAW 264.7 cells can be plated to confluency on a 96-well tissue culture plate grown overnight (17h) in the presence of LPS to induce NOS. A row of 3-6 wells can be left untreated and serve as controls for subtraction of nonspecific background. The media can be removed from each well and the cells washed twice with Krebs-Ringers-Hepes (25 mM, pH 7.4) with 2 mg/ml glucose. The cells are then placed on ice and incubated with 50  $\mu$ L of buffer containing L-arginine (30  $\mu$ M) +/- inhibitors for 1h. The assay can be initiated by warming the plate to 37° C in a water bath for 1h. Production of nitrite by intracellular iNOS will be linear with time. To terminate the cellular assay, the plate of cells can be placed on ice and the nitrite-containing buffer removed and analyzed for nitrite using a previously published fluorescent determination for nitrite (T. P. Misko et al, Analytical Biochemistry, 214, 11-16, 1993).

#### Human cartilage explant assay

Bone pieces are rinsed twice with Dulbecco's Phosphate Buffered Saline (GibcoBRL) and once with Dulbecco's Modified Eagles Medium (GibcoBRL) and placed into a petri dish with phenol red free Minimum Essential Medium (MEM) (GibcoBRL). Cartilage was cut into small explants of approximately 15-45 mg in weight and one or two explants per well are placed into either 96 or 48 well culture plates with 200-500  $\mu$ L of culture media per well. The culture media was either a custom modification of Minimum Essential Medium(Eagle) with Earle's salts (GibcoBRL) prepared without L-Arginine, without L-Glutamine and without phenol red or a custom modification of serumless Neuman and Tytell (GibcoBRL) medium prepared without L-arginine, without insulin, without ascorbic acid, without L-glutamine and without phenol red. Both are supplemented before use with 100  $\mu$ M L-Arginine (Sigma), 2 mM L-glutamine, 1X HL-1 supplement (BioWhittaker), 50 mg/ml ascorbic acid (Sigma) and 150 pg/ml recombinant human IL-1 $\beta$  (RD Systems) to induce nitric oxide synthase. Compounds are then added in 10  $\mu$ L aliquots and the explants incubated at 37° C with 5% CO<sub>2</sub> for 18-24 hours.

The day old supernatant is then discarded and replaced with fresh culture media containing recombinant human IL-1 $\beta$  and compound and incubated for another 20-24 hours. This supernatant is analyzed for nitrite with a fluorometric assay (Misko et al, Anal. Biochem., 214, 11-16, 1993). All samples are done in quadruplicate.

- 5 Unstimulated controls are cultured in media in the absence of recombinant human IL-1 $\beta$ . IC<sub>50</sub> values (Table III) are determined from plotting the percent inhibition of nitrite production at six different concentrations of inhibitor.

**TABLE III**

<u>Example No.</u>	<u>IC<sub>50</sub> [<math>\mu</math>M]</u>
Example 1	0.5
Example 6	0.5
Example 5	1.8

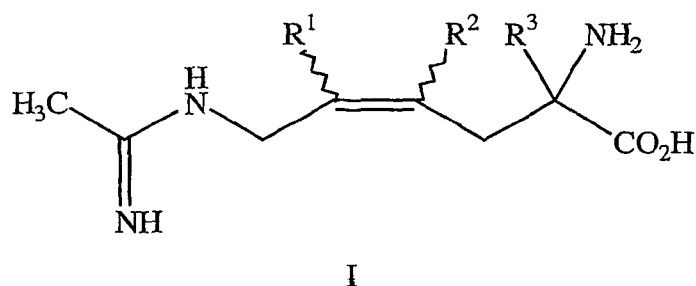
10

Assay for Time Dependent Inhibition

- Compounds are evaluated for time dependent inhibition of human NOS isoforms by preincubation of the compound with the enzyme at 37° C in the presence of the
- 15 citrulline enzyme assay components, minus L-arginine, for times ranging from 0-60 minutes. Aliquots (10  $\mu$ L) are removed at 0, 10, 21 and 60 minutes and immediately added to a citrulline assay enzyme reaction mixture containing L-[2,3-<sup>3</sup>H]-arginine and a final L-arginine concentration of 30  $\mu$ M in a final volume of 100  $\mu$ L. The reaction is allowed to proceed for 15 minutes at 37° C and terminated by
- 20 addition of a suspension of Dowex 50W X-8 cation exchange resin as described above for the citrulline NOS assay. The % inhibition of NOS activity by an inhibitor is taken as the per cent inhibition in activity compared to control enzyme preincubated for the same time in the absence of inhibitor. Time-dependent inhibition can be demonstrated as an increase in inhibition with increasing
- 25 preincubation time.

What is Claimed:

- 5           1. A compound of Formula I:



- 10       or a pharmaceutically acceptable salt thereof, wherein:

- $R^1$  is selected from the group consisting of hydrogen, halo, and  $C_1$ - $C_5$  alkyl, said  $C_1$ - $C_5$  alkyl optionally substituted by halo or alkoxy, said alkoxy optionally substituted by one or more halo;
- 15        $R^2$  is selected from the group consisting of hydrogen, halo, and  $C_1$ - $C_5$  alkyl, said  $C_1$ - $C_5$  alkyl optionally substituted by halo or alkoxy, said alkoxy optionally substituted by one or more halo; and
- $R^3$  is  $C_1$ - $C_5$  alkyl, said  $C_1$ - $C_5$  alkyl optionally substituted by halo or alkoxy, said alkoxy optionally substituted by one or more halo.

20

2.       The compound of claim 1 wherein the compound is the Z isomer.

3.       The compound of claim 2 wherein:

- $R^1$  is selected from the group consisting of hydrogen, halo, and  $C_1$ - $C_5$  alkyl, said  $C_1$ - $C_5$  alkyl optionally substituted by halo or alkoxy, said alkoxy optionally substituted by one or more halo;
- 25

$R^2$  is selected from the group consisting of hydrogen, halo and  $C_1$ - $C_5$  alkyl, said  $C_1$ - $C_5$  alkyl optionally substituted by halo or alkoxy, said alkoxy optionally substituted by one or more halo; and  
 $R^3$  is  $C_1$ - $C_5$  alkyl, said  $C_1$ - $C_5$  alkyl optionally substituted by halo or alkoxy.

5

4. The compound of claim 3 wherein:

$R^1$  is selected from the group consisting of hydrogen, halo, and  $C_1$ - $C_3$  alkyl;  
 $R^2$  is selected from the group consisting of hydrogen, halo and  $C_1$ - $C_3$  alkyl;  
and

10  $R^3$  is  $C_1$ - $C_5$  alkyl, said  $C_1$ - $C_5$  alkyl optionally substituted by fluorine or alkoxy.

5. The compound of claim 3 wherein:

$R^1$  is selected from the group consisting of hydrogen, halo, and  $C_1$ - $C_3$  alkyl;  
15  $C_1$ - $C_5$  alkyl optionally substituted by halo or alkoxy, said alkoxy optionally substituted by one or more halo;

$R^2$  is selected from the group consisting of hydrogen, halo and  $C_1$ - $C_5$  alkyl;  
and

20  $R^3$  is  $C_1$ - $C_5$  alkyl, said  $C_1$ - $C_5$  alkyl optionally substituted by halo or alkoxy.

6. The compound of claim 3 wherein:

$R^1$  is selected from the group consisting of hydrogen, halo, and  $C_1$ - $C_3$  alkyl;  
 $R^2$  is selected from the group consisting of hydrogen, halo and  $C_1$ - $C_3$  alkyl;  
and

25  $R^3$  is  $C_1$ - $C_3$  alkyl optionally substituted by fluorine.

7. The compound of claim 3 wherein:

$R^1$  is selected from the group consisting of hydrogen, halo, and  $C_1$ - $C_3$  alkyl;  
 $R^2$  is selected from the group consisting of hydrogen, halo and  $C_1$ - $C_3$  alkyl;  
30 and

$R^3$  is  $C_1$ - $C_3$  alkyl.

8. The compound of claim 3 wherein:

$R^1$  is hydrogen;

5  $R^2$  is selected from the group consisting of hydrogen, halo and  $C_1$ - $C_3$  alkyl;

and

$R^3$  is  $C_1$ - $C_3$  alkyl.

9. The compound of claim 8 wherein:

10  $R^1$  is hydrogen;

$R^2$  is selected from the group consisting of hydrogen and halo; and

$R^3$  is  $C_1$ - $C_3$  alkyl.

10. The compound of claim 9 wherein:

15  $R^1$  is hydrogen;

$R^2$  is selected from the group consisting of hydrogen and fluorine; and

$R^3$  is  $C_1$ - $C_3$  alkyl.

11. The compound of claim 10 wherein:

20  $R^1$  is hydrogen;

$R^2$  is selected from the group consisting of hydrogen and fluorine; and

$R^3$  is methyl.

12. The compound of claim 11 wherein:

25  $R^1$  is hydrogen;

$R^2$  is hydrogen; and

$R^3$  is methyl.

13. The compound of claim 11 wherein:

30  $R^1$  is hydrogen;

$R^2$  is fluorine; and

$R^3$  is methyl.

14. The compound of claim 3 wherein:

5  $R^1$  is halo;

$R^2$  is selected from the group consisting of hydrogen, halo and  $C_1-C_3$  alkyl;  
and

$R^3$  is  $C_1-C_3$  alkyl.

10 15. The compound of claim 14 wherein:

$R^1$  is halo;

$R^2$  is halo; and

$R^3$  is  $C_1-C_3$  alkyl.

15 16. The compound of claim 15 wherein:

$R^1$  is fluorine;

$R^2$  is fluorine; and

$R^3$  is methyl.

20 17. The compound of claim 14 wherein:

$R^1$  is fluorine;

$R^2$  is selected from the group consisting of hydrogen and  $C_1-C_3$  alkyl; and

$R^3$  is methyl.

25 18. The compound of claim 17 wherein:

$R^1$  is fluorine;

$R^2$  is hydrogen; and

$R^3$  is methyl.

30 19. The compound of claim 3 wherein:

R<sup>1</sup> is methyl;  
R<sup>2</sup> is hydrogen; and  
R<sup>3</sup> is methyl.

5           20.    The compound of claim 3 wherein:

R<sup>1</sup> is hydrogen;  
R<sup>2</sup> is methyl; and  
R<sup>3</sup> is methyl.

10           21.    The compound of claim 3 wherein:

R<sup>1</sup> is methyl;  
R<sup>2</sup> is methyl; and  
R<sup>3</sup> is methyl.

15           22.    The compound of claim 2 wherein:

R<sup>1</sup> is selected from the group consisting of hydrogen, halo and C<sub>1</sub>-C<sub>5</sub> alkyl,  
said C<sub>1</sub>-C<sub>5</sub> alkyl optionally substituted by alkoxy or one or more fluorine;  
R<sup>2</sup> is selected from the group consisting of hydrogen, halo and C<sub>1</sub>-C<sub>5</sub> alkyl,  
said C<sub>1</sub>-C<sub>5</sub> alkyl optionally substituted by alkoxy or one or more fluorine;  
20           and  
R<sup>3</sup> is methyl optionally substituted by one or more alkoxy or halo.

23.    The compound of claim 22 wherein:

R<sup>1</sup> is selected from the group consisting of hydrogen and fluorine;  
25           R<sup>2</sup> is C<sub>1</sub>-C<sub>3</sub> alkyl substituted by one or more halo; and  
R<sup>3</sup> is methyl.

24.    The compound of claim 23 wherein:

R<sup>1</sup> is hydrogen;  
30           R<sup>2</sup> is CH<sub>2</sub>F; and

$R^3$  is methyl.

25. The compound of claim 22 wherein:

$R^1$  is  $CH_2F$ ;

5  $R^2$  is hydrogen; and

$R^3$  is methyl.

26. The compound of claim 22 wherein:

$R^1$  is hydrogen;

10  $R^2$  is hydrogen; and

$R^3$  is  $CH_2F$ .

27. The compound of claim 22 wherein:

$R^1$  is hydrogen;

15  $R^2$  is methoxymethyl; and

$R^3$  is methyl.

28. The compound of claim 22 wherein:

$R^1$  is methoxymethyl;

20  $R^2$  is hydrogen; and

$R^3$  is methyl.

29. The compound of claim 22 wherein:

$R^1$  is hydrogen;

25  $R^2$  is hydrogen; and

$R^3$  is methoxymethyl.

30. The compound of claim 1 wherein the compound is the E isomer.

30 31. The compound of claim 30 wherein:

$R^1$  is selected from the group consisting of hydrogen, halo, and  $C_1$ - $C_5$  alkyl, said  $C_1$ - $C_5$  alkyl optionally substituted by halo or alkoxy, said alkoxy optionally substituted by one or more halo;

5  $R^2$  is selected from the group consisting of hydrogen, halo and  $C_1$ - $C_5$  alkyl, said  $C_1$ - $C_5$  alkyl optionally substituted by halo or alkoxy, said alkoxy optionally substituted by one or more halo; and

$R^3$  is  $C_1$ - $C_5$  alkyl, said  $C_1$ - $C_5$  alkyl optionally substituted by one or more halo or alkoxy.

10 32. The compound of claim 31 wherein:

$R^1$  is selected from the group consisting of hydrogen, halo, and  $C_1$ - $C_3$  alkyl;  $C_1$ - $C_5$  alkyl optionally substituted by halo or alkoxy, said alkoxy optionally substituted by one or more halo;

15  $R^2$  is selected from the group consisting of hydrogen, halo and  $C_1$ - $C_5$  alkyl; and

$R^3$  is  $C_1$ - $C_5$  alkyl, said  $C_1$ - $C_5$  alkyl optionally substituted by halo or alkoxy.

33. The compound of claim 31 wherein:

20  $R^1$  is selected from the group consisting of hydrogen, halo, and  $C_1$ - $C_3$  alkyl;  $R^2$  is selected from the group consisting of hydrogen, halo and  $C_1$ - $C_3$  alkyl; and

$R^3$  is  $C_1$ - $C_3$  alkyl optionally substituted by fluorine.

34. The compound of claim 31 wherein:

25  $R^1$  is selected from the group consisting of hydrogen, halo, and  $C_1$ - $C_3$  alkyl;  $R^2$  is selected from the group consisting of hydrogen, halo and  $C_1$ - $C_3$  alkyl; and

$R^3$  is  $C_1$ - $C_5$  alkyl, said  $C_1$ - $C_5$  alkyl optionally substituted by fluorine or alkoxy.

30

35. The compound of claim 31 wherein:

$R^1$  is selected from the group consisting of hydrogen, halo, and  $C_1$ - $C_3$  alkyl;  
 $R^2$  is selected from the group consisting of hydrogen, halo and  $C_1$ - $C_3$  alkyl;  
and  
 $R^3$  is  $C_1$ - $C_3$  alkyl.

5

36. The compound of claim 31 wherein:

$R^1$  is hydrogen;

$R^2$  is selected from the group consisting of hydrogen, halo and  $C_1$ - $C_3$  alkyl;

and

10

$R^3$  is  $C_1$ - $C_3$  alkyl.

37. The compound of claim 36 wherein:

$R^1$  is hydrogen;

$R^2$  is selected from the group consisting of hydrogen and halo; and

15

$R^3$  is  $C_1$ - $C_3$  alkyl.

38. The compound of claim 37 wherein:

$R^1$  is hydrogen;

$R^2$  is selected from the group consisting of hydrogen and fluorine; and

20

$R^3$  is  $C_1$ - $C_3$  alkyl.

39. The compound of claim 38 wherein:

$R^1$  is hydrogen;

$R^2$  is selected from the group consisting of hydrogen and fluorine; and

25

$R^3$  is methyl.

40. The compound of claim 39 wherein:

$R^1$  is hydrogen;

$R^2$  is hydrogen; and

30

$R^3$  is methyl.

41. The compound of claim 39 wherein:  
R<sup>1</sup> is hydrogen;  
R<sup>2</sup> is fluorine; and  
5 R<sup>3</sup> is methyl.

42. The compound of claim 31 wherein:  
R<sup>1</sup> is halo;  
R<sup>2</sup> is selected from the group consisting of hydrogen, halo and C<sub>1</sub>-C<sub>3</sub> alkyl;  
10 and  
R<sup>3</sup> is C<sub>1</sub>-C<sub>3</sub> alkyl.

43. The compound of claim 42 wherein:  
R<sup>1</sup> is halo;  
15 R<sup>2</sup> is halo; and  
R<sup>3</sup> is C<sub>1</sub>-C<sub>3</sub> alkyl.

44. The compound of claim 39 wherein:  
R<sup>1</sup> is fluorine;  
20 R<sup>2</sup> is fluorine; and  
R<sup>3</sup> is methyl.

45. The compound of claim 42 wherein:  
R<sup>1</sup> is fluorine;  
25 R<sup>2</sup> is selected from the group consisting of hydrogen and C<sub>1</sub>-C<sub>3</sub> alkyl; and  
R<sup>3</sup> is methyl.

46. The compound of claim 45 wherein:  
R<sup>1</sup> is fluorine;  
30 R<sup>2</sup> is hydrogen; and

R<sup>3</sup> is methyl.

47. The compound of claim 31 wherein:

R<sup>1</sup> is methyl;

5 R<sup>2</sup> is hydrogen; and

R<sup>3</sup> is methyl.

48. The compound of claim 31 wherein:

R<sup>1</sup> is hydrogen;

10 R<sup>2</sup> is methyl; and

R<sup>3</sup> is methyl.

49. The compound of claim 31 wherein:

R<sup>1</sup> is methyl;

15 R<sup>2</sup> is methyl; and

R<sup>3</sup> is methyl.

50. The compound of claim 30 wherein:

20 R<sup>1</sup> is selected from the group consisting of hydrogen, halo and C<sub>1</sub>-C<sub>5</sub> alkyl,  
said C<sub>1</sub>-C<sub>5</sub> alkyl optionally substituted by alkoxy or one or more fluorine;

R<sup>2</sup> is selected from the group consisting of hydrogen, halo and C<sub>1</sub>-C<sub>5</sub> alkyl,  
said C<sub>1</sub>-C<sub>5</sub> alkyl optionally substituted by alkoxy or one or more fluorine;  
and

25 R<sup>3</sup> is methyl optionally substituted by alkoxy or one or more halo.

51. The compound of claim 50 wherein:

R<sup>1</sup> is selected from the group consisting of hydrogen and fluorine;

R<sup>2</sup> is C<sub>1</sub>-C<sub>3</sub> alkyl substituted by one or more halo; and

R<sup>3</sup> is methyl.

30

52. The compound of claim 51 wherein:

R<sup>1</sup> is hydrogen;

R<sup>2</sup> is CH<sub>2</sub>F; and

R<sup>3</sup> is methyl.

5

53. The compound of claim 50 wherein:

R<sup>1</sup> is CH<sub>2</sub>F;

R<sup>2</sup> is hydrogen; and

R<sup>3</sup> is methyl.

10

54. The compound of claim 50 wherein:

R<sup>1</sup> is hydrogen;

R<sup>2</sup> is hydrogen; and

R<sup>3</sup> is CH<sub>2</sub>F.

15

55. The compound of claim 50 wherein:

R<sup>1</sup> is hydrogen;

R<sup>2</sup> is methoxymethyl; and

R<sup>3</sup> is methyl.

20

56. The compound of claim 50 wherein:

R<sup>1</sup> is methoxymethyl;

R<sup>2</sup> is hydrogen; and

R<sup>3</sup> is methyl.

25

57. The compound of claim 50 wherein:

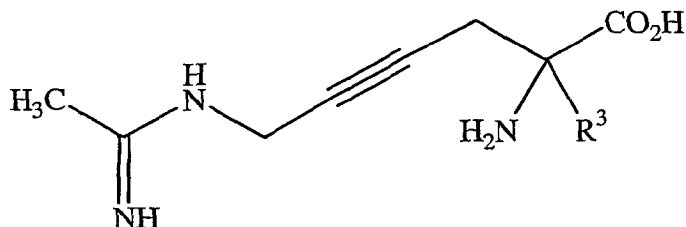
R<sup>1</sup> is hydrogen;

R<sup>2</sup> is hydrogen; and

R<sup>3</sup> is methoxymethyl.

30

58. A compound of Formula II



5

II

or a pharmaceutically acceptable salt thereof, wherein:

$R^3$  is  $C_1$ - $C_5$  alkyl, said  $C_1$ - $C_5$  alkyl optionally substituted by halo or alkoxy, said alkoxy optionally substituted by one or more halo.

10

59. The compound of claim 58 wherein:

$R^3$  is  $C_1$ - $C_5$  alkyl substituted by one or more halo.

60. The compound of claim 59 wherein:

$R^3$  is  $C_1$ - $C_5$  alkyl substituted by one or more fluorine.

15

61. The compound of claim 59 wherein:

$R^3$  is methyl substituted by one or more halo.

62. The compound of claim 61 wherein:

20

$R^3$  is methyl substituted by one or more fluorine.

63. The compound of claim 61 wherein:

$R^3$  is  $CH_2F$ .

25

64. The compound recited in claim 59 wherein:

$R^3$  is  $C_1$ - $C_5$  alkyl substituted by alkoxy.

65. The compound of claim 64 wherein:

$R^3$  is methoxy methyl.

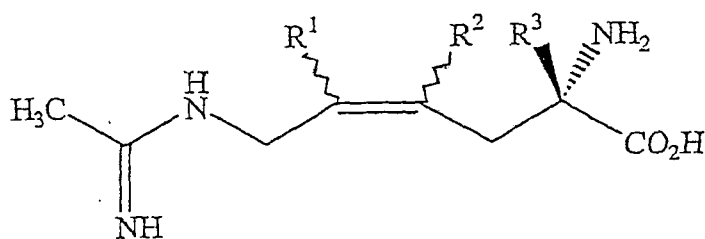
66. The compound of claim 58 wherein:

$R^3$  is  $C_1$ - $C_5$  alkyl.

67. The compound of claim 58 wherein:

$R^3$  is methyl.

68. A compound of Formula III



III

or a pharmaceutically acceptable salt thereof, wherein:

$R^1$  is selected from the group consisting of hydrogen, halo, and  $C_1$ - $C_5$  alkyl, said  $C_1$ - $C_5$  alkyl optionally substituted by halo or alkoxy, said alkoxy optionally substituted by one or more halo;

$R^2$  is selected from the group consisting of hydrogen, halo, and  $C_1$ - $C_5$  alkyl, said  $C_1$ - $C_5$  alkyl optionally substituted by halo or alkoxy, said alkoxy optionally substituted by one or more halo; and

$R^3$  is  $C_1$ - $C_5$  alkyl, said  $C_1$ - $C_5$  alkyl optionally substituted by halo or alkoxy, said alkoxy optionally substituted by one or more halo.

69. The compound of claim 68 wherein the compound is the Z isomer.

70. The compound of claim 69 wherein:

R<sup>1</sup> is selected from the group consisting of hydrogen, halo, and C<sub>1</sub>-C<sub>5</sub> alkyl, said C<sub>1</sub>-C<sub>5</sub> alkyl optionally substituted by halo or alkoxy, said alkoxy optionally substituted by one or more halo;

5 R<sup>2</sup> is selected from the group consisting of hydrogen, halo and C<sub>1</sub>-C<sub>5</sub> alkyl, said C<sub>1</sub>-C<sub>5</sub> alkyl optionally substituted by halo or alkoxy, said alkoxy optionally substituted by one or more halo; and

R<sup>3</sup> is C<sub>1</sub>-C<sub>5</sub> alkyl, said C<sub>1</sub>-C<sub>5</sub> alkyl optionally substituted by one or more halo or alkoxy.

10

71. The compound of claim 69 wherein:

R<sup>1</sup> is selected from the group consisting of hydrogen, halo, and C<sub>1</sub>-C<sub>3</sub> alkyl; C<sub>1</sub>-C<sub>5</sub> alkyl optionally substituted by halo or alkoxy, said alkoxy optionally substituted by one or more halo;

15 R<sup>2</sup> is selected from the group consisting of hydrogen, halo and C<sub>1</sub>-C<sub>5</sub> alkyl; and

R<sup>3</sup> is C<sub>1</sub>-C<sub>5</sub> alkyl, said C<sub>1</sub>-C<sub>5</sub> alkyl optionally substituted by halo or alkoxy

72. The compound of claim 69 wherein:

20 R<sup>1</sup> is selected from the group consisting of hydrogen, halo, and C<sub>1</sub>-C<sub>3</sub> alkyl; R<sup>2</sup> is selected from the group consisting of hydrogen, halo and C<sub>1</sub>-C<sub>3</sub> alkyl; and

R<sup>3</sup> is C<sub>1</sub>-C<sub>3</sub> alkyl optionally substituted by fluorine.

25 73. The compound of claim 70 wherein:

R<sup>1</sup> is selected from the group consisting of hydrogen, halo, and C<sub>1</sub>-C<sub>3</sub> alkyl; R<sup>2</sup> is selected from the group consisting of hydrogen, halo and C<sub>1</sub>-C<sub>3</sub> alkyl; and

30 R<sup>3</sup> is C<sub>1</sub>-C<sub>5</sub> alkyl, said C<sub>1</sub>-C<sub>5</sub> alkyl optionally substituted by fluorine or alkoxy.

74. The compound of claim 70 wherein:

$R^1$  is selected from the group consisting of hydrogen, halo, and  $C_1$ - $C_3$  alkyl;

$R^2$  is selected from the group consisting of hydrogen, halo and  $C_1$ - $C_3$  alkyl;

5 and

$R^3$  is  $C_1$ - $C_3$  alkyl.

75. The compound of claim 70 wherein:

$R^1$  is hydrogen;

10  $R^2$  is selected from the group consisting of hydrogen, halo and  $C_1$ - $C_3$  alkyl;

and

$R^3$  is  $C_1$ - $C_3$  alkyl.

76. The compound of claim 75 wherein:

15  $R^1$  is hydrogen;

$R^2$  is selected from the group consisting of hydrogen and halo; and

$R^3$  is  $C_1$ - $C_3$  alkyl.

77. The compound of claim 76 wherein:

20  $R^1$  is hydrogen;

$R^2$  is selected from the group consisting of hydrogen and fluorine; and

$R^3$  is  $C_1$ - $C_3$  alkyl.

78. The compound of claim 77 wherein:

25  $R^1$  is hydrogen;

$R^2$  is selected from the group consisting of hydrogen and fluorine; and

$R^3$  is methyl.

79. The compound of claim 78 wherein:

30  $R^1$  is hydrogen;

$R^2$  is hydrogen; and

$R^3$  is methyl.

80. The compound of claim 78 wherein:

5  $R^1$  is hydrogen;

$R^2$  is fluorine; and

$R^3$  is methyl.

81. The compound of claim 70 wherein:

10  $R^1$  is halo;

$R^2$  is selected from the group consisting of hydrogen, halo and  $C_1$ - $C_3$  alkyl;

and

$R^3$  is  $C_1$ - $C_3$  alkyl.

15 82. The compound of claim 81 wherein:

$R^1$  is halo;

$R^2$  is halo; and

$R^3$  is  $C_1$ - $C_3$  alkyl.

20 83. The compound of claim 82 wherein:

$R^1$  is fluorine;

$R^2$  is fluorine; and

$R^3$  is methyl.

25 84. The compound of claim 81 wherein:

$R^1$  is fluorine;

$R^2$  is selected from the group consisting of hydrogen and  $C_1$ - $C_3$  alkyl; and

$R^3$  is methyl.

30 85. The compound of claim 84 wherein:

R<sup>1</sup> is fluorine;  
R<sup>2</sup> is hydrogen; and  
R<sup>3</sup> is methyl.

5           86.    The compound of claim 70 wherein:

R<sup>1</sup> is methyl;  
R<sup>2</sup> is hydrogen; and  
R<sup>3</sup> is methyl.

10          87.    The compound of claim 70 wherein:

R<sup>1</sup> is hydrogen;  
R<sup>2</sup> is methyl; and  
R<sup>3</sup> is methyl.

15          88.    The compound of claim 70 wherein:

R<sup>1</sup> is methyl;  
R<sup>2</sup> is methyl; and  
R<sup>3</sup> is methyl.

20          89.    The compound of claim 69 wherein:

R<sup>1</sup> is selected from the group consisting of hydrogen, halo and C<sub>1</sub>-C<sub>5</sub> alkyl,  
said C<sub>1</sub>-C<sub>5</sub> alkyl optionally substituted by alkoxy or one or more fluorine;  
R<sup>2</sup> is selected from the group consisting of hydrogen, halo and C<sub>1</sub>-C<sub>5</sub> alkyl,  
said C<sub>1</sub>-C<sub>5</sub> alkyl optionally substituted by alkoxy or one or more fluorine;  
25          and  
R<sup>3</sup> is methyl optionally substituted by one or more alkoxy or halo.

90.    The compound of claim 89 wherein:

R<sup>1</sup> is selected from the group consisting of hydrogen and fluorine;  
30          R<sup>2</sup> is C<sub>1</sub>-C<sub>3</sub> alkyl substituted by one or more halo; and

$R^3$  is methyl.

91. The compound of claim 90 wherein:

$R^1$  is hydrogen;

5  $R^2$  is  $\text{CH}_2\text{F}$ ; and

$R^3$  is methyl.

92. The compound of claim 89 wherein:

$R^1$  is  $\text{CH}_2\text{F}$ ;

10  $R^2$  is hydrogen; and

$R^3$  is methyl.

93. The compound of claim 89 wherein:

$R^1$  is hydrogen;

15  $R^2$  is hydrogen; and

$R^3$  is  $\text{CH}_2\text{F}$ .

94. The compound of claim 89 wherein:

$R^1$  is hydrogen;

20  $R^2$  is methoxymethyl; and

$R^3$  is methyl.

95. The compound of claim 89 wherein:

$R^1$  is methoxymethyl;

25  $R^2$  is hydrogen; and

$R^3$  is methyl.

96. The compound of claim 89 wherein:

$R^1$  is hydrogen;

30  $R^2$  is hydrogen; and

R<sup>3</sup> is methoxymethyl.

97. The compound of claim 68 wherein the compound is the E isomer.

5        98. The compound of claim 97 wherein:  
R<sup>1</sup> is selected from the group consisting of hydrogen, halo, and C<sub>1</sub>-C<sub>5</sub> alkyl,  
said C<sub>1</sub>-C<sub>5</sub> alkyl optionally substituted by halo or alkoxy, said alkoxy  
optionally substituted by one or more halo;  
R<sup>2</sup> is selected from the group consisting of hydrogen, halo and C<sub>1</sub>-C<sub>5</sub> alkyl,  
10        said C<sub>1</sub>-C<sub>5</sub> alkyl optionally substituted by halo or alkoxy, said alkoxy  
optionally substituted by one or more halo; and  
R<sup>3</sup> is C<sub>1</sub>-C<sub>5</sub> alkyl, said C<sub>1</sub>-C<sub>5</sub> alkyl optionally substituted by one or more  
halo or alkoxy.

15        99. The compound of claim 98 wherein:  
R<sup>1</sup> is selected from the group consisting of hydrogen, halo, and C<sub>1</sub>-C<sub>3</sub> alkyl;  
C<sub>1</sub>-C<sub>5</sub> alkyl optionally substituted by halo or alkoxy, said alkoxy optionally  
substituted by one or more halo;  
R<sup>2</sup> is selected from the group consisting of hydrogen, halo and C<sub>1</sub>-C<sub>5</sub> alkyl;  
20        and  
R<sup>3</sup> is C<sub>1</sub>-C<sub>5</sub> alkyl, said C<sub>1</sub>-C<sub>5</sub> alkyl optionally substituted by halo or alkoxy

100. The compound of claim 98 wherein:  
R<sup>1</sup> is selected from the group consisting of hydrogen, halo, and C<sub>1</sub>-C<sub>3</sub> alkyl;  
25        R<sup>2</sup> is selected from the group consisting of hydrogen, halo and C<sub>1</sub>-C<sub>3</sub> alkyl;  
and  
R<sup>3</sup> is C<sub>1</sub>-C<sub>3</sub> alkyl optionally substituted by fluorine.

101. The compound of claim 98 wherein:  
30        R<sup>1</sup> is selected from the group consisting of hydrogen, halo, and C<sub>1</sub>-C<sub>3</sub> alkyl;

$R^2$  is selected from the group consisting of hydrogen, halo and  $C_1$ - $C_3$  alkyl;  
and

$R^3$  is  $C_1$ - $C_5$  alkyl, said  $C_1$ - $C_5$  alkyl optionally substituted by one or more  
fluorine or alkoxy.

5

102. The compound of claim 98 wherein:

$R^1$  is selected from the group consisting of hydrogen, halo, and  $C_1$ - $C_3$  alkyl;

$R^2$  is selected from the group consisting of hydrogen, halo and  $C_1$ - $C_3$  alkyl;  
and

10  $R^3$  is  $C_1$ - $C_3$  alkyl.

103. The compound of claim 98 wherein:

$R^1$  is hydrogen;

$R^2$  is selected from the group consisting of hydrogen, halo and  $C_1$ - $C_3$  alkyl;

15 and

$R^3$  is  $C_1$ - $C_3$  alkyl.

104. The compound of claim 103 wherein:

$R^1$  is hydrogen;

20  $R^2$  is selected from the group consisting of hydrogen and halo; and

$R^3$  is  $C_1$ - $C_3$  alkyl.

105. The compound of claim 104 wherein:

$R^1$  is hydrogen;

25  $R^2$  is selected from the group consisting of hydrogen and fluorine; and

$R^3$  is  $C_1$ - $C_3$  alkyl.

106. The compound of claim 105 wherein:

$R^1$  is hydrogen;

30  $R^2$  is selected from the group consisting of hydrogen and fluorine; and

$R^3$  is methyl.

107. The compound of claim 106 wherein:

$R^1$  is hydrogen;

5  $R^2$  is hydrogen; and

$R^3$  is methyl.

108. The compound of claim 106 wherein:

$R^1$  is hydrogen;

10  $R^2$  is fluorine; and

$R^3$  is methyl.

109. The compound of claim 98 wherein:

$R^1$  is halo;

15  $R^2$  is selected from the group consisting of hydrogen, halo and  $C_1$ - $C_3$  alkyl;

and

$R^3$  is  $C_1$ - $C_3$  alkyl.

110. The compound of claim 109 wherein:

20  $R^1$  is halo;

$R^2$  is halo; and

$R^3$  is  $C_1$ - $C_3$  alkyl.

111. The compound of claim 110 wherein:

25  $R^1$  is fluorine;

$R^2$  is fluorine; and

$R^3$  is methyl.

112. The compound of claim 109 wherein:

30  $R^1$  is fluorine;

$R^2$  is selected from the group consisting of hydrogen and  $C_1$ - $C_3$  alkyl; and  
 $R^3$  is methyl.

113. The compound of claim 112 wherein:

5  $R^1$  is fluorine;  
 $R^2$  is hydrogen; and  
 $R^3$  is methyl.

114. The compound of claim 98 wherein:

10  $R^1$  is methyl;  
 $R^2$  is hydrogen; and  
 $R^3$  is methyl.

115. The compound of claim 98 wherein:

15  $R^1$  is hydrogen;  
 $R^2$  is methyl; and  
 $R^3$  is methyl.

116. The compound of claim 98 wherein:

20  $R^1$  is methyl;  
 $R^2$  is methyl; and  
 $R^3$  is methyl.

117. The compound of claim 97 wherein:

25  $R^1$  is selected from the group consisting of hydrogen, halo and  $C_1$ - $C_5$  alkyl,  
said  $C_1$ - $C_5$  alkyl optionally substituted by alkoxy or one or more fluorine;  
 $R^2$  is selected from the group consisting of hydrogen, halo and  $C_1$ - $C_5$  alkyl,  
said  $C_1$ - $C_5$  alkyl optionally substituted by alkoxy or one or more fluorine;  
and  
30  $R^3$  is methyl optionally substituted by one or more alkoxy or halo.

118. The compound of claim 117 wherein:

$R^1$  is selected from the group consisting of hydrogen and fluorine;

$R^2$  is  $C_1$ - $C_3$  alkyl substituted by one or more halo; and

5  $R^3$  is methyl.

119. The compound of claim 118 wherein:

$R^1$  is hydrogen;

$R^2$  is  $CH_2F$ ; and

10  $R^3$  is methyl.

120. The compound of claim 117 wherein:

$R^1$  is  $CH_2F$ ;

$R^2$  is hydrogen; and

15  $R^3$  is methyl.

121. The compound of claim 117 wherein:

$R^1$  is hydrogen;

$R^2$  is hydrogen; and

20  $R^3$  is  $CH_2F$ .

122. The compound of claim 117 wherein:

$R^1$  is hydrogen;

$R^2$  is methoxymethyl; and

25  $R^3$  is methyl.

123. The compound of claim 117 wherein:

$R^1$  is methoxymethyl;

$R^2$  is hydrogen; and

30  $R^3$  is methyl.

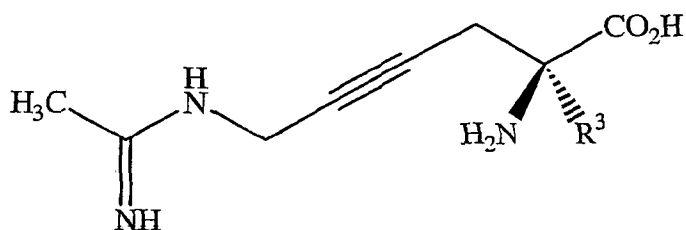
124. The compound of claim 117 wherein:

R<sup>1</sup> is hydrogen;

R<sup>2</sup> is hydrogen; and

5 R<sup>3</sup> is methoxymethyl.

125. A compound of Formula IV



10

IV

or a pharmaceutically acceptable salt thereof, wherein:

R<sup>3</sup> is C<sub>1</sub>-C<sub>5</sub> alkyl, said C<sub>1</sub>-C<sub>5</sub> alkyl optionally substituted by halo or alkoxy,  
said alkoxy optionally substituted by one or more halo.

15

126. The compound of claim 125 wherein:

R<sup>3</sup> is C<sub>1</sub>-C<sub>5</sub> alkyl substituted by one or more halo.

127. The compound of claim 126 wherein:

20 R<sup>3</sup> is C<sub>1</sub>-C<sub>5</sub> alkyl substituted by one or more fluorine.

128. The compound of claim 126 wherein:

R<sup>3</sup> is methyl substituted by one or more halo.

25 129. The compound of claim 128 wherein:

R<sup>3</sup> is methyl substituted by one or more fluorine.

130. The compound of claim 128 wherein:

$R^3$  is  $\text{CH}_2\text{F}$ .

131. The compound recited in claim 126 wherein:

5  $R^3$  is  $\text{C}_1\text{-C}_5$  alkyl substituted by alkoxy.

132. The compound of claim 131 wherein:

$R^3$  is methoxy methyl.

10 133. The compound of claim 125 wherein:

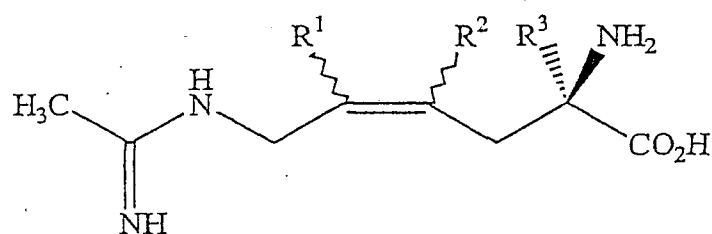
$R^3$  is  $\text{C}_1\text{-C}_5$  alkyl.

134. The compound of claim 125 wherein:

$R^3$  is methyl.

15

135. A compound of Formula V



20

V

or a pharmaceutically acceptable salt thereof, wherein:

$\text{R}^1$  is selected from the group consisting of hydrogen, halo, and  $\text{C}_1\text{-C}_5$  alkyl, said  $\text{C}_1\text{-C}_5$  alkyl optionally substituted by halo or alkoxy, said alkoxy optionally substituted by one or more halo;

25  $\text{R}^2$  is selected from the group consisting of hydrogen, halo, and  $\text{C}_1\text{-C}_5$  alkyl, said  $\text{C}_1\text{-C}_5$  alkyl optionally substituted by halo or alkoxy, said alkoxy optionally substituted by one or more halo; and

$R^3$  is  $C_1$ - $C_5$  alkyl, said  $C_1$ - $C_5$  alkyl optionally substituted by halo or alkoxy, said alkoxy optionally substituted by one or more halo.

136. The compound of claim 135 wherein the compound is the Z isomer.

5

137. The compound of claim 136 wherein:

$R^1$  is selected from the group consisting of hydrogen, halo, and  $C_1$ - $C_5$  alkyl, said  $C_1$ - $C_5$  alkyl optionally substituted by halo or alkoxy, said alkoxy optionally substituted by one or more halo;

10  $R^2$  is selected from the group consisting of hydrogen, halo and  $C_1$ - $C_5$  alkyl, said  $C_1$ - $C_5$  alkyl optionally substituted by halo or alkoxy, said alkoxy optionally substituted by one or more halo; and

$R^3$  is  $C_1$ - $C_5$  alkyl, said  $C_1$ - $C_5$  alkyl optionally substituted by halo or alkoxy.

15 138. The compound of claim 137 wherein:

$R^1$  is selected from the group consisting of hydrogen, halo, and  $C_1$ - $C_3$  alkyl;  $C_1$ - $C_5$  alkyl optionally substituted by halo or alkoxy, said alkoxy optionally substituted by one or more halo;

20  $R^2$  is selected from the group consisting of hydrogen, halo and  $C_1$ - $C_5$  alkyl; and

$R^3$  is  $C_1$ - $C_5$  alkyl, said  $C_1$ - $C_5$  alkyl optionally substituted by halo or alkoxy

139. The compound of claim 137 wherein:

$R^1$  is selected from the group consisting of hydrogen, halo, and  $C_1$ - $C_3$  alkyl;

25  $R^2$  is selected from the group consisting of hydrogen, halo and  $C_1$ - $C_3$  alkyl; and

$R^3$  is  $C_1$ - $C_3$  alkyl optionally substituted by fluorine.

140. The compound of claim 136 wherein:

30  $R^1$  is selected from the group consisting of hydrogen, halo, and  $C_1$ - $C_3$  alkyl;

$R^2$  is selected from the group consisting of hydrogen, halo and  $C_1$ - $C_3$  alkyl;  
and

$R^3$  is  $C_1$ - $C_5$  alkyl, said  $C_1$ - $C_5$  alkyl optionally substituted by fluorine or  
alkoxy.

5

141. The compound of claim 137 wherein:

$R^1$  is selected from the group consisting of hydrogen, halo, and  $C_1$ - $C_3$  alkyl;

$R^2$  is selected from the group consisting of hydrogen, halo and  $C_1$ - $C_3$  alkyl;  
and

10  $R^3$  is  $C_1$ - $C_3$  alkyl.

142. The compound of claim 137 wherein:

$R^1$  is hydrogen;

$R^2$  is selected from the group consisting of hydrogen, halo and  $C_1$ - $C_3$  alkyl;

15 and

$R^3$  is  $C_1$ - $C_3$  alkyl.

143. The compound of claim 142 wherein:

$R^1$  is hydrogen;

20  $R^2$  is selected from the group consisting of hydrogen and halo; and

$R^3$  is  $C_1$ - $C_3$  alkyl.

144. The compound of claim 143 wherein:

$R^1$  is hydrogen;

25  $R^2$  is selected from the group consisting of hydrogen and fluorine; and

$R^3$  is  $C_1$ - $C_3$  alkyl.

145. The compound of claim 144 wherein:

$R^1$  is hydrogen;

30  $R^2$  is selected from the group consisting of hydrogen and fluorine; and

$R^3$  is methyl.

146. The compound of claim 145 wherein:

$R^1$  is hydrogen;

5  $R^2$  is hydrogen; and

$R^3$  is methyl.

147. The compound of claim 145 wherein:

$R^1$  is hydrogen;

10  $R^2$  is fluorine; and

$R^3$  is methyl.

148. The compound of claim 137 wherein:

$R^1$  is halo;

15  $R^2$  is selected from the group consisting of hydrogen, halo and  $C_1$ - $C_3$  alkyl;

and

$R^3$  is  $C_1$ - $C_3$  alkyl.

149. The compound of claim 148 wherein:

20  $R^1$  is halo;

$R^2$  is halo; and

$R^3$  is  $C_1$ - $C_3$  alkyl.

150. The compound of claim 149 wherein:

25  $R^1$  is fluorine;

$R^2$  is fluorine; and

$R^3$  is methyl.

151. The compound of claim 148 wherein:

30  $R^1$  is fluorine;

$R^2$  is selected from the group consisting of hydrogen and  $C_1$ - $C_3$  alkyl; and  
 $R^3$  is methyl.

5           152.   The compound of claim 151 wherein:

$R^1$  is fluorine;

$R^2$  is hydrogen; and

$R^3$  is methyl.

10           153.   The compound of claim 137 wherein:

$R^1$  is methyl;

$R^2$  is hydrogen; and

$R^3$  is methyl.

15           154.   The compound of claim 137 wherein:

$R^1$  is hydrogen;

$R^2$  is methyl; and

$R^3$  is methyl.

20           155.   The compound of claim 137 wherein:

$R^1$  is methyl;

$R^2$  is methyl; and

$R^3$  is methyl.

25           156.   The compound of claim 136 wherein:

$R^1$  is selected from the group consisting of hydrogen, halo and  $C_1$ - $C_5$  alkyl,  
said  $C_1$ - $C_5$  alkyl optionally substituted by alkoxy or one or more fluorine;

$R^2$  is selected from the group consisting of hydrogen, halo and  $C_1$ - $C_5$  alkyl,  
said  $C_1$ - $C_5$  alkyl optionally substituted by alkoxy or one or more fluorine;  
and

30            $R^3$  is  $C_1$ - $C_5$  alkyl optionally substituted by alkoxy or one or more halo.

157. The compound of claim 156 wherein:

$R^1$  is selected from the group consisting of hydrogen and fluorine;

$R^2$  is  $C_1$ - $C_3$  alkyl substituted by one or more halo; and

5  $R^3$  is methyl.

158. The compound of claim 157 wherein:

$R^1$  is hydrogen;

$R^2$  is  $CH_2F$ ; and

10  $R^3$  is methyl.

159. The compound of claim 156 wherein:

$R^1$  is  $CH_2F$ ;

$R^2$  is hydrogen; and

15  $R^3$  is methyl.

160. The compound of claim 156 wherein:

$R^1$  is hydrogen;

$R^2$  is hydrogen; and

20  $R^3$  is  $CH_2F$ .

161. The compound of claim 156 wherein:

$R^1$  is hydrogen;

$R^2$  is methoxymethyl; and

25  $R^3$  is methyl.

162. The compound of claim 156 wherein:

$R^1$  is methoxymethyl;

$R^2$  is hydrogen; and

30  $R^3$  is methyl.

163. The compound of claim 156 wherein:

R<sup>1</sup> is hydrogen;

R<sup>2</sup> is hydrogen; and

5 R<sup>3</sup> is methoxymethyl.

164. The compound of claim 135 wherein the compound is the E isomer.

165. The compound of claim 164 wherein:

10 R<sup>1</sup> is selected from the group consisting of hydrogen, halo, and C<sub>1</sub>-C<sub>5</sub> alkyl, said C<sub>1</sub>-C<sub>5</sub> alkyl optionally substituted by halo or alkoxy, said alkoxy optionally substituted by one or more halo;

R<sup>2</sup> is selected from the group consisting of hydrogen, halo and C<sub>1</sub>-C<sub>5</sub> alkyl, said C<sub>1</sub>-C<sub>5</sub> alkyl optionally substituted by halo or alkoxy, said alkoxy  
15 optionally substituted by one or more halo; and

R<sup>3</sup> is C<sub>1</sub>-C<sub>5</sub> alkyl, said C<sub>1</sub>-C<sub>5</sub> alkyl optionally substituted by one or more halo or alkoxy.

166. The compound of claim 165 wherein:

20 R<sup>1</sup> is selected from the group consisting of hydrogen, halo, and C<sub>1</sub>-C<sub>3</sub> alkyl; C<sub>1</sub>-C<sub>5</sub> alkyl optionally substituted by halo or alkoxy, said alkoxy optionally substituted by one or more halo;

R<sup>2</sup> is selected from the group consisting of hydrogen, halo and C<sub>1</sub>-C<sub>5</sub> alkyl; and

25 R<sup>3</sup> is C<sub>1</sub>-C<sub>5</sub> alkyl, said C<sub>1</sub>-C<sub>5</sub> alkyl optionally substituted by halo or alkoxy

167. The compound of claim 165 wherein:

R<sup>1</sup> is selected from the group consisting of hydrogen, halo, and C<sub>1</sub>-C<sub>3</sub> alkyl;

R<sup>2</sup> is selected from the group consisting of hydrogen, halo and C<sub>1</sub>-C<sub>3</sub> alkyl;

30 and

$R^3$  is  $C_1$ - $C_3$  alkyl optionally substituted by fluorine.

168. The compound of claim 165 wherein:

$R^1$  is selected from the group consisting of hydrogen, halo, and  $C_1$ - $C_3$  alkyl;

5  $R^2$  is selected from the group consisting of hydrogen, halo and  $C_1$ - $C_3$  alkyl;  
and

$R^3$  is  $C_1$ - $C_5$  alkyl, said  $C_1$ - $C_5$  alkyl optionally substituted by fluorine or  
alkoxy.

10 169. The compound of claim 165 wherein:

$R^1$  is selected from the group consisting of hydrogen, halo, and  $C_1$ - $C_3$  alkyl;

$R^2$  is selected from the group consisting of hydrogen, halo and  $C_1$ - $C_3$  alkyl;  
and

$R^3$  is  $C_1$ - $C_3$  alkyl.

15

170. The compound of claim 165 wherein:

$R^1$  is hydrogen;

$R^2$  is selected from the group consisting of hydrogen, halo and  $C_1$ - $C_3$  alkyl;

and

20  $R^3$  is  $C_1$ - $C_3$  alkyl.

171. The compound of claim 170 wherein:

$R^1$  is hydrogen;

$R^2$  is selected from the group consisting of hydrogen and halo; and

25  $R^3$  is  $C_1$ - $C_3$  alkyl.

172. The compound of claim 171 wherein:

$R^1$  is hydrogen;

$R^2$  is selected from the group consisting of hydrogen and fluorine; and

30  $R^3$  is  $C_1$ - $C_3$  alkyl.

173. The compound of claim 172 wherein:

R<sup>1</sup> is hydrogen;

R<sup>2</sup> is selected from the group consisting of hydrogen and fluorine; and

5 R<sup>3</sup> is methyl.

174. The compound of claim 172 wherein:

R<sup>1</sup> is hydrogen;

R<sup>2</sup> is hydrogen; and

10 R<sup>3</sup> is methyl.

175. The compound of claim 173 wherein:

R<sup>1</sup> is hydrogen;

R<sup>2</sup> is fluorine; and

15 R<sup>3</sup> is methyl.

176. The compound of claim 165 wherein:

R<sup>1</sup> is halo;

R<sup>2</sup> is selected from the group consisting of hydrogen, halo and C<sub>1</sub>-C<sub>3</sub> alkyl;

20 and

R<sup>3</sup> is C<sub>1</sub>-C<sub>3</sub> alkyl.

177. The compound of claim 176 wherein:

R<sup>1</sup> is halo;

25 R<sup>2</sup> is halo; and

R<sup>3</sup> is C<sub>1</sub>-C<sub>3</sub> alkyl.

178. The compound of claim 177 wherein:

R<sup>1</sup> is fluorine;

30 R<sup>2</sup> is fluorine; and

R<sup>3</sup> is methyl.

179. The compound of claim 176 wherein:

R<sup>1</sup> is fluorine;

5 R<sup>2</sup> is selected from the group consisting of hydrogen and C<sub>1</sub>-C<sub>3</sub> alkyl; and  
R<sup>3</sup> is methyl.

180. The compound of claim 179 wherein:

R<sup>1</sup> is fluorine;

10 R<sup>2</sup> is hydrogen; and

R<sup>3</sup> is methyl.

181. The compound of claim 165 wherein:

R<sup>1</sup> is methyl;

15 R<sup>2</sup> is hydrogen; and

R<sup>3</sup> is methyl.

182. The compound of claim 165 wherein:

R<sup>1</sup> is hydrogen;

20 R<sup>2</sup> is methyl; and

R<sup>3</sup> is methyl.

183. The compound of claim 165 wherein:

R<sup>1</sup> is methyl;

25 R<sup>2</sup> is methyl; and

R<sup>3</sup> is methyl.

184. The compound of claim 164 wherein:

30 R<sup>1</sup> is selected from the group consisting of hydrogen, halo and C<sub>1</sub>-C<sub>5</sub> alkyl,  
said C<sub>1</sub>-C<sub>5</sub> alkyl optionally substituted by alkoxy or one or more fluorine;

$R^2$  is selected from the group consisting of hydrogen, halo and  $C_1$ - $C_5$  alkyl, said  $C_1$ - $C_5$  alkyl optionally substituted by alkoxy or one or more fluorine; and  
 $R^3$  is methyl optionally substituted by one or more alkoxy or halo.

5

185. The compound of claim 184 wherein:

$R^1$  is selected from the group consisting of hydrogen and fluorine;  
 $R^2$  is  $C_1$ - $C_3$  alkyl substituted by one or more halo; and  
 $R^3$  is methyl.

10

186. The compound of claim 185 wherein:

$R^1$  is hydrogen;  
 $R^2$  is  $CH_2F$ ; and  
 $R^3$  is methyl.

15

187. The compound of claim 185 wherein:

$R^1$  is  $CH_2F$ ;  
 $R^2$  is hydrogen; and  
 $R^3$  is methyl.

20

188. The compound of claim 184 wherein:

$R^1$  is hydrogen;  
 $R^2$  is hydrogen; and  
 $R^3$  is  $CH_2F$ .

25

189. The compound of claim 184 wherein:

$R^1$  is hydrogen;  
 $R^2$  is methoxymethyl; and  
 $R^3$  is methyl.

30

190. The compound of claim 184 wherein:

$R^1$  is methoxymethyl;

$R^2$  is hydrogen; and

$R^3$  is methyl.

5

191. The compound of claim 184 wherein:

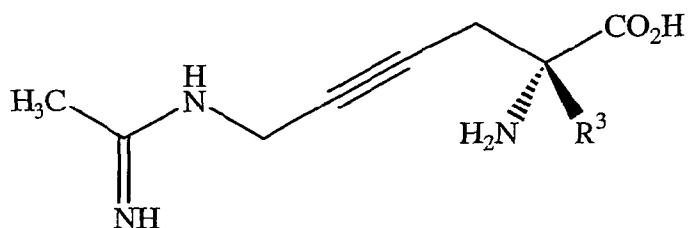
$R^1$  is hydrogen;

$R^2$  is hydrogen; and

$R^3$  is methoxymethyl.

10

192. A compound of Formula VI



15

VI

or a pharmaceutically acceptable salt thereof, wherein:

$R^3$  is  $C_1$ - $C_5$  alkyl, said  $C_1$ - $C_5$  alkyl optionally substituted by halo or alkoxy, said alkoxy optionally substituted by one or more halo.

20

193. The compound of claim 192 wherein:

$R^3$  is  $C_1$ - $C_5$  alkyl substituted by one or more halo.

194. The compound of claim 193 wherein:

$R^3$  is  $C_1$ - $C_5$  alkyl substituted by one or more fluorine.

25

195. The compound of claim 193 wherein:

$R^3$  is methyl substituted by one or more halo.

196. The compound of claim 195 wherein:  
 $R^3$  is methyl substituted by one or more fluorine.

5 197. The compound of claim 195 wherein:  
 $R^3$  is  $CH_2F$ .

198. The compound recited in claim 193 wherein:  
 $R^3$  is  $C_1$ - $C_5$  alkyl substituted by alkoxy.

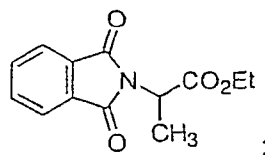
10

199. The compound of claim 198 wherein:  
 $R^3$  is methoxy methyl.

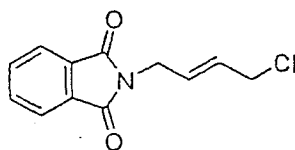
200. The compound of claim 192 wherein:  
15  $R^3$  is  $C_1$ - $C_5$  alkyl.

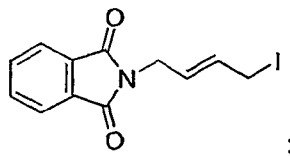
201. The compound of claim 192 wherein:  
 $R^3$  is methyl.

20 202. A compound useful as an intermediate selected from the group  
consisting of:

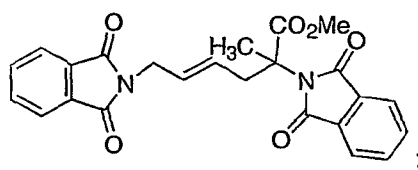


25

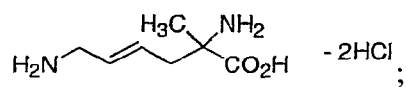




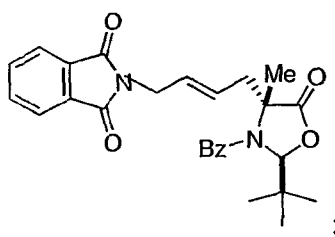
5



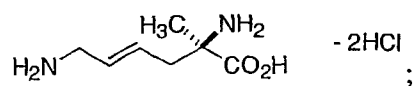
10



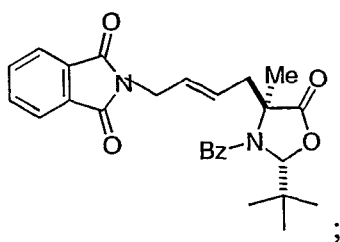
15



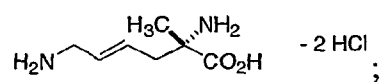
20



25

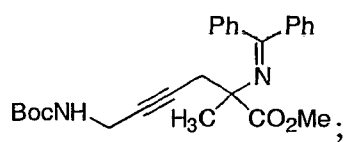


5

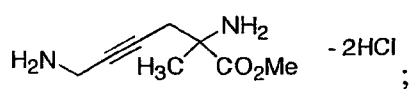


- 2 HCl ;

10



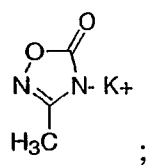
15

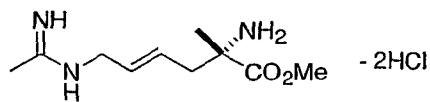
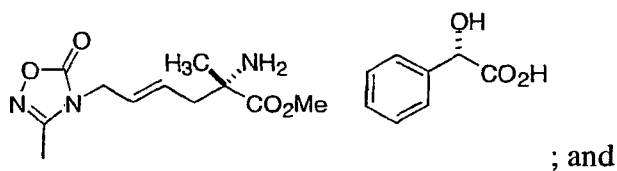
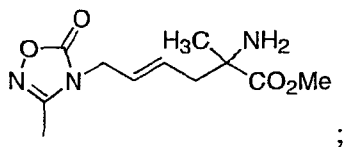
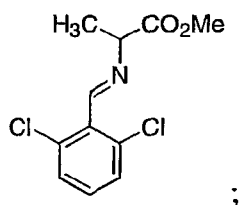
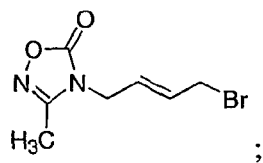


- 2HCl ;

20

25





203. A compound useful as an intermediate selected from the group consisting of:

2-[(2E)-4-chlorobut-2-enyl]-1H-isoxazole-1,3(2H)-dione;

- 2-[(2*E*)-4-iodobut-2-enyl]-1*H*-isoindole-1,3(2*H*)-dione;
- ethyl (4*E*)-2,6-bis(1,3-dioxo-1,3-dihydro-2*H*-isoindol-2-yl)-2-methylhex-4-enoate;
- 5 (4*E*)-2,6-diamino-2-methylhex-4-enoic acid, dihydrochloride;
- 2-{(3*E*)-5-[(2*S*,4*R*)-3-benzoyl-2-*tert*-butyl-4-methyl-5-oxo-1,3-oxazolidin-4-yl]pent-3-enyl}-1*H*-isoindole-1,3(2*H*)-dione;
- 10 (2*R*,4*E*)-2,7-diamino-2-methylhept-4-enoic acid, dihydrochloride;
- 2-{(3*E*)-5-[(2*R*,4*S*)-3-benzoyl-2-*tert*-butyl-4-methyl-5-oxo-1,3-oxazolidin-4-yl]pent-3-enyl}-1*H*-isoindole-1,3(2*H*)-dione;
- 15 (2*S*,4*E*)-2,7-diamino-2-methylhept-4-enoic acid, dihydrochloride;
- methyl 2-amino-6-[(*tert*-butoxycarbonyl)amino]-2-methylhex-4-ynoate compound with (1-phenylvinyl)benzene (1:1);
- 20 methyl 2,6-diamino-2-methylhex-4-ynoate, dihydrochloride;
- methyl 2-amino-6-(ethanimidoylamino)-2-methylhex-4-ynoate;
- 25 potassium salt of 3-methyl-1,2,4-oxadiazol-5(4*H*)-one;
- 4-[(2*E*)-4-bromobut-2-enyl]-3-methyl-1,2,4-oxadiazol-5(4*H*)-one;
- methyl *N*-(2,6-dichlorobenzylidene)alaninate;
- 30 methyl (4*E*)-2-amino-2-methyl-6-(3-methyl-5-oxo-1,2,4-oxadiazol-4(5*H*)-yl)hex-4-enoate;
- (2*S*)-hydroxy(phenyl)ethanoic acid, formic acid salt of Methyl (*S*, *E*)-2-amino-2-methyl-6-[(1-iminoethyl)amino]-4-hexenoate;
- 35 (2*S*)-hydroxy(phenyl)ethanoic acid salt of Methyl (2*S*,4*E*)-2-amino-2-methyl-6-(3-methyl-5-oxo-1,2,4-oxadiazol-4(5*H*)-yl) hex-4-enoate; and
- 40 Methyl (*S*, *E*)-2-amino-2-methyl-6-[(1-iminoethyl)amino]-4-hexenoate, dihydrochloride.
204. A compound selected from the group consisting of:
- 45 (*E*)-2-amino-2-methyl-6-[(1-iminoethyl)amino]-4-hexenoic acid;

- (*S, E*)-2-amino-2-methyl-5-fluoro-6-[(1-iminoethyl)amino]-4-hexenoic acid;
- 5 (*S, E*)-2-amino-2-methyl-4-fluoro-6-[(1-iminoethyl)amino]-4-hexenoic acid;
- (*S, E*)-2-amino-2-methyl-4,5-difluoro-6-[(1-iminoethyl)amino]-4-hexenoic acid;
- 10 (*R, E*)-2-amino-2-methyl-6-[(1-iminoethyl)amino]-4-hexenoic acid;
- (*S, E*)-2-amino-2-methyl-6-[(1-iminoethyl)amino]-4-hexenoic acid;
- 15 2-amino-2-methyl-6-[(1-iminoethyl)amino]-4-hexynoic acid;
- (*Z*)-2-amino-2-methyl-6-[(1-iminoethyl)amino]-4-hexenoic acid;
- (*S, E*)-2-amino-2-methyl-6-[(1-iminoethyl)amino]-4-hexenoic acid;
- 20 (2*S, 4E*)-2-amino-2-methyl-6-(3-methyl-5-oxo-1,2,4-oxadiazol-4(5H)-yl)hex-4-enoic acid;
- (2*S, 4E*)-2-amino-6{[(1*Z*-N-hydroxyl)ethanimidoyl]amino}-2-methyl hex-4-enoic acid;
- 25 (*E*)-2-amino-2-methyl-6-[(1-iminoethyl)amino]-4-hexenoic acid, dihydrochloride;
- 30 (*S, E*)-2-amino-2-methyl-5-fluoro-6-[(1-iminoethyl)amino]-4-hexenoic acid, dihydrochloride;
- (*S, E*)-2-amino-2-methyl-4-fluoro-6-[(1-iminoethyl)amino]-4-hexenoic acid, dihydrochloride;
- 35 (*S, E*)-2-amino-2-methyl-4,5-difluoro-6-[(1-iminoethyl)amino]-4-hexenoic acid, dihydrochloride;
- (*R, E*)-2-amino-2-methyl-6-[(1-iminoethyl)amino]-4-hexenoic acid, dihydrochloride;
- 40 (*S, E*)-2-amino-2-methyl-6-[(1-iminoethyl)amino]-4-hexenoic acid, dihydrochloride;

2-amino-2-methyl-6-[(1-iminoethyl)amino]-4-hexynoic acid,  
dihydrochloride;

5 (Z)-2-amino-2-methyl-6-[(1-iminoethyl)amino]-4-hexenoic acid,  
dihydrochloride;

(S, E)-2-amino-2-methyl-6-[(1-iminoethyl)amino]-4-hexenoic acid,  
dihydrochloride; and

10 (2S,4E)-2-amino-2-methyl-6-(3-methyl-5-oxo-1,2,4-oxadiazol-4(5H)-yl)  
hex-4-enoic acid hydrochloride.

15 205. A pharmaceutical composition comprising at least one compound  
selected from the group consisting of:

(E)-2-amino-2-methyl-6-[(1-iminoethyl)amino]-4-hexenoic acid;

20 (S, E)-2-amino-2-methyl-5-fluoro-6-[(1-iminoethyl)amino]-4-hexenoic  
acid;

(S, E)-2-amino-2-methyl-4-fluoro-6-[(1-iminoethyl)amino]-4-hexenoic  
acid;

25 (S, E)-2-amino-2-methyl-4,5-difluoro-6-[(1-iminoethyl)amino]-4-hexenoic  
acid;

(R, E)-2-amino-2-methyl-6-[(1-iminoethyl)amino]-4-hexenoic acid;

30 (S, E)-2-amino-2-methyl-6-[(1-iminoethyl)amino]-4-hexenoic acid;

2-amino-2-methyl-6-[(1-iminoethyl)amino]-4-hexynoic acid;

35 (Z)-2-amino-2-methyl-6-[(1-iminoethyl)amino]-4-hexenoic acid;

(S, E)-2-amino-2-methyl-6-[(1-iminoethyl)amino]-4-hexenoic acid;

40 (2S,4E)-2-amino-2-methyl-6-(3-methyl-5-oxo-1,2,4-oxadiazol-4(5H)-yl)  
hex-4-enoic acid;

- (2*S*, 5*E*)-2-amino-6-[[*(1Z*-*N*-hydroxyl)ethanimidoyl]amino]-2-methyl hex-4-enoic acid;
- 5 (E)-2-amino-2-methyl-6-[(1-iminoethyl)amino]-4-hexenoic acid, dihydrochloride;
- (*S*, *E*)-2-amino-2-methyl-5-fluoro-6-[(1-iminoethyl)amino]-4-hexenoic acid, dihydrochloride;
- 10 (*S*, *E*)-2-amino-2-methyl-4-fluoro-6-[(1-iminoethyl)amino]-4-hexenoic acid, dihydrochloride;
- (*S*, *E*)-2-amino-2-methyl-4,5-difluoro-6-[(1-iminoethyl)amino]-4-hexenoic acid, dihydrochloride;
- 15 (*R*, *E*)-2-amino-2-methyl-6-[(1-iminoethyl)amino]-4-hexenoic acid, dihydrochloride;
- (*S*, *E*)-2-amino-2-methyl-6-[(1-iminoethyl)amino]-4-hexenoic acid, dihydrochloride;
- 20 2-amino-2-methyl-6-[(1-iminoethyl)amino]-4-hexynoic acid, dihydrochloride;
- 25 (*Z*)-2-amino-2-methyl-6-[(1-iminoethyl)amino]-4-hexenoic acid, dihydrochloride;
- (*S*, *E*)-2-amino-2-methyl-6-[(1-iminoethyl)amino]-4-hexenoic acid, dihydrochloride; and
- 30 (2*S*,4*E*)-2-amino-2-methyl-6-(3-methyl-5-oxo-1,2,4-oxadiazol-4(5*H*)-yl) hex-4-enoic acid hydrochloride.

— 206. A compound according to claim 1, as specifically described herein.

207. A compound according to claim 58, as specifically described herein.

208. A compound according to claim 68, as specifically described herein.

209. A compound according to claim 125, as specifically described herein.

210. A compound according to claim 135, as specifically described herein.

211. A compound according to claim 192, as specifically described herein.