



US00D600085S

(12) **United States Design Patent**
Mandel et al.

(10) **Patent No.:** **US D600,085 S**

(45) **Date of Patent:** **** *Sep. 15, 2009**

- (54) **STAPLE GUN WITH WIRE GUIDE**
- (75) Inventors: **Steven J. Mandel**, New York, NY (US);
Paul Metaxatos, Swampscott, MA (US);
Jesse Perreault, Cambridge, MA (US);
Eric Nichols, Cambridge, MA (US);
Pei-Chang Sun, Taichung (TW)
- (73) Assignee: **Arrow Fastener Company, Inc.**, Saddle Brook, NJ (US)
- (*) Notice: This patent is subject to a terminal disclaimer.
- (**) Term: **14 Years**
- (21) Appl. No.: **29/304,825**
- (22) Filed: **Mar. 7, 2008**

Related U.S. Application Data

- (63) Continuation-in-part of application No. 29/297,853, filed on Nov. 20, 2007, now Pat. No. Des. 580,246.
 - (51) **LOC (9) Cl.** **19-02**
 - (52) **U.S. Cl.** **D8/49**
 - (58) **Field of Classification Search** D8/49,
D8/50, 61, 68, 69; D19/72, 73, 65, 69; D21/532;
D24/145; 7/158, 160; 227/4, 5, 6, 7, 8, 120,
227/127, 128, 131, 132, 134, 144, 156, 175.1;
606/139, 143, 153, 219
- See application file for complete search history.

References Cited

U.S. PATENT DOCUMENTS

D241,501 S	9/1976	Doyle	D8/49
4,053,093 A	10/1977	Thueringer	227/5
D282,345 S	1/1986	Fehrs	D8/49
D330,836 S	11/1992	Fushiya et al.	D8/69
D333,601 S	3/1993	Wingert	D8/49
D340,630 S	10/1993	Hara	D8/69
D350,681 S	9/1994	Juhlin et al.	D8/69
D360,566 S	7/1995	Marks et al.	D8/49
5,437,404 A	8/1995	Shkolnikov	227/109
5,443,196 A	8/1995	Burlington	227/131
D365,974 S	1/1996	Matuschek	D8/69
5,497,932 A	3/1996	Brewer et al.	227/132
D373,057 S	8/1996	Chen	D8/49

D376,523 S	12/1996	Arai	D8/49
5,605,268 A	2/1997	Hayashi et al.	227/8
D384,258 S	9/1997	Marks et al.	D8/49
5,765,742 A	6/1998	Marks	227/132
5,816,470 A	10/1998	Plato et al.	227/132
D415,399 S *	10/1999	Goforth et al.	D8/69
D415,668 S	10/1999	Elle	D8/49
D432,883 S *	10/2000	Wingert	D8/69
6,145,728 A	11/2000	Marks	227/132
D466,773 S	12/2002	Lin	D8/49
D467,151 S	12/2002	Ho	D8/69
D527,239 S	8/2006	Baumgaertner	D8/69
D527,973 S *	9/2006	Okuda et al.	D8/69
D532,669 S	11/2006	Tsai	D8/69
D534,402 S	1/2007	Murray	D8/49
D553,460 S *	10/2007	Shor	D8/49
D578,365 S *	10/2008	Mandel et al.	D8/49
2005/0173487 A1 *	8/2005	Moeller et al.	227/10
2006/0108391 A1 *	5/2006	Leasure	227/120

OTHER PUBLICATIONS

Photograph of Surebonder Stapler Model 5910.
Photograph of Ryobi Stapler Model P301.

* cited by examiner

Primary Examiner—Cathron C Brooks
Assistant Examiner—Austin Murphy
(74) *Attorney, Agent, or Firm*—Fitzpatrick, Cella, Harper & Scinto

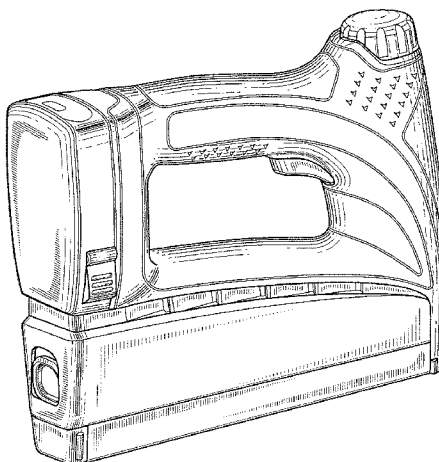
CLAIM

(57) The ornamental design for a staple gun with wire guide, as shown and described.

DESCRIPTION

FIG. 1 is a front perspective view of a staple gun with wire guide showing our new design;
FIG. 2 is a top view thereof;
FIG. 3 is a bottom view thereof;
FIG. 4 is a front view thereof;
FIG. 5 is a rear view thereof; and,
FIG. 6 is a side elevation view thereof, which is the mirror image of the opposite side thereof.

1 Claim, 2 Drawing Sheets



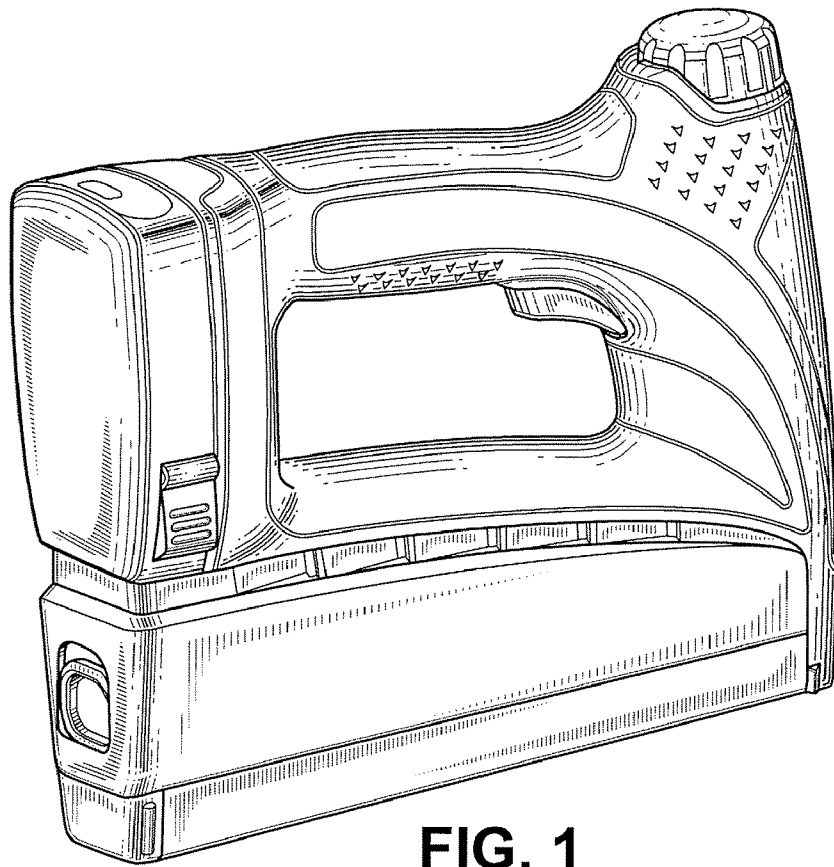


FIG. 1

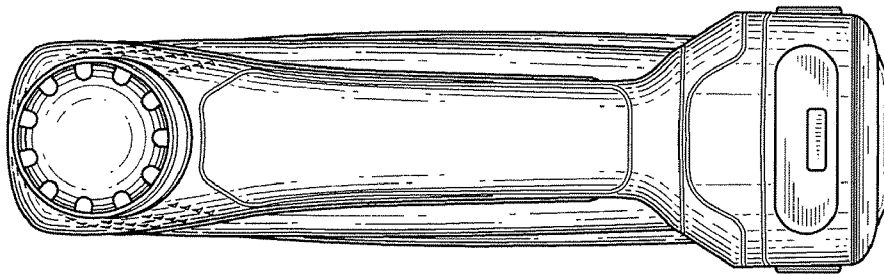


FIG. 2

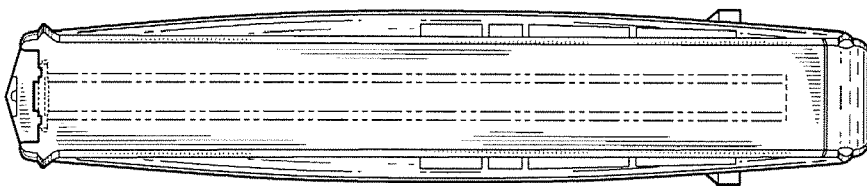


FIG. 3

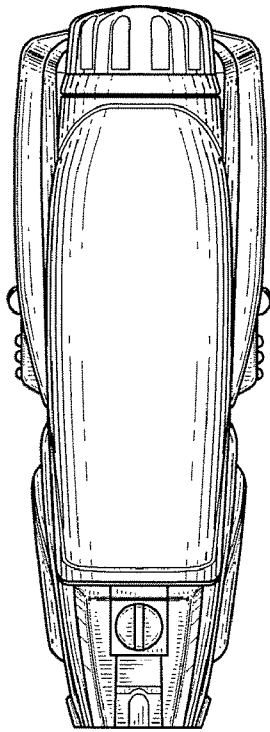


FIG. 4




FIG. 5

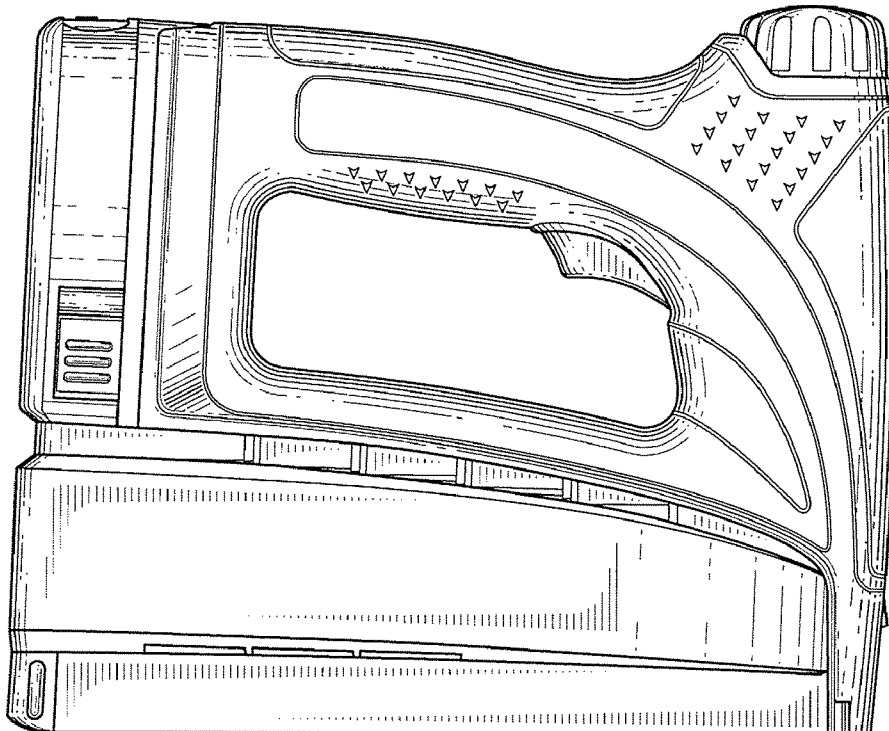


FIG. 6