

United States Patent [19]

Kosako et al.

[11] Patent Number: **Des. 309,751**

[45] Date of Patent: **** Aug. 7, 1990**

[54] **ELECTRONIC COPYING MACHINE**

[75] Inventors: **Mikio Kosako; Ritsuko Makihara; Yoichi Tatsuta**, all of Osaka, Japan

[73] Assignee: **Sharp Corporation**, Osaka, Japan

[**] Term: **14 Years**

[21] Appl. No.: **44,454**

[22] Filed: **Apr. 30, 1987**

[30] **Foreign Application Priority Data**

Nov. 5, 1966 [JP] Japan 61-43760
[52] U.S. Cl. **D18/39**
[58] Field of Search D18/36-14 39; D14/111,
D14/112, 118; 355/43-45, 49-51, 66, 112, 200,
233, 231, 235

[56] **References Cited**

U.S. PATENT DOCUMENTS

D. 268,581 4/1983 Kikuchi D14/118
D. 270,540 9/1983 Sakurai D18/37
D. 278,346 4/1985 Saito et al. D18/37
D. 287,022 12/1986 Kojima D18/36
D. 292,593 11/1987 Morozumi D18/37

D. 297,435 8/1988 Hara D18/36
D. 299,653 1/1989 Kosako et al. D18/36
D. 300,328 3/1989 Umino D18/37

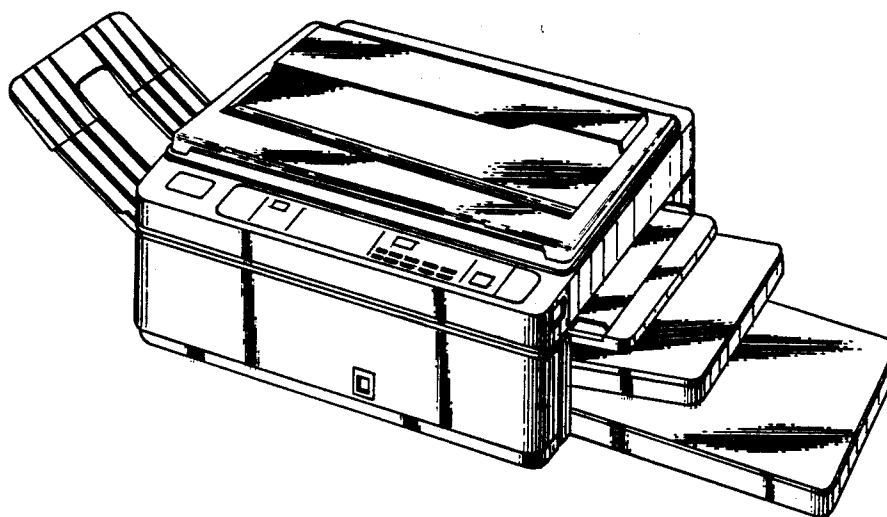
Primary Examiner—Nelson C. Holtje
Assistant Examiner—Caron D. Veynar
Attorney, Agent, or Firm—Flehr, Hohbach, Test,
Albritton & Herbert

[57] **CLAIM**

The ornamental design for a electronic copying machine, as shown and described.

DESCRIPTION

FIG. 1 is a right, front perspective view on a reduced scale of the electronic copying machine showing our new design;
FIG. 2 is a top plan view thereof, the trays omitted for ease of illustration;
FIG. 3 is a bottom plan view thereof, the trays omitted for ease of illustration;
FIG. 4 is a front elevational view thereof the trays omitted for ease of illustration;
FIG. 5 is a rear elevational view thereof the trays omitted for ease of illustration;
FIG. 6 is a right side elevational view thereof;
FIG. 7 is a left side elevational view thereof.



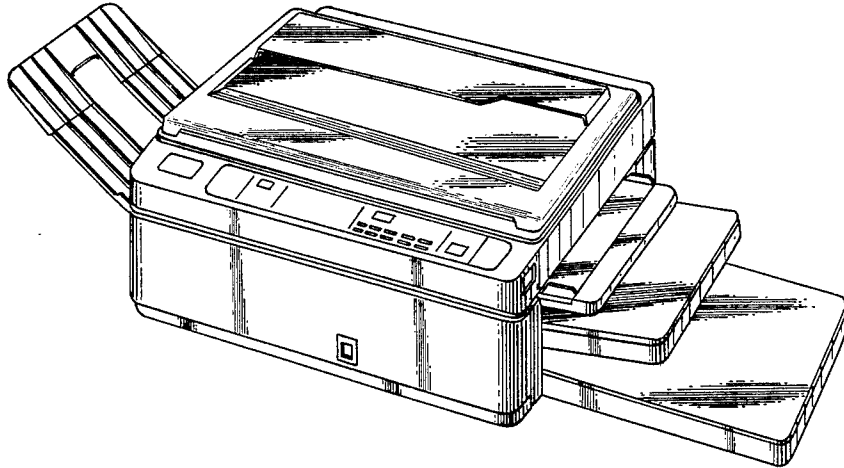


FIG. 1

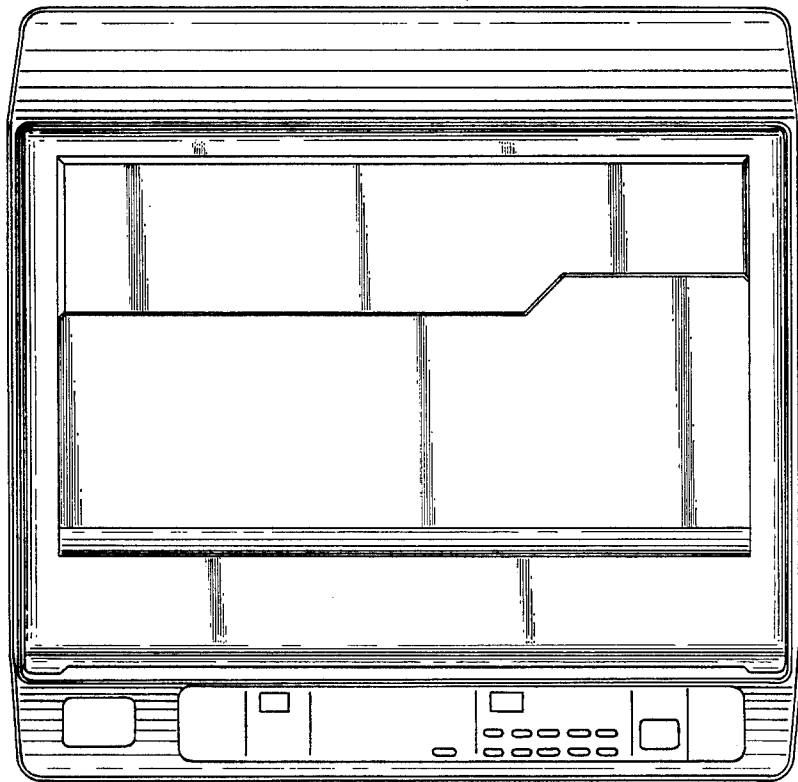


FIG. 2




FIG. 3

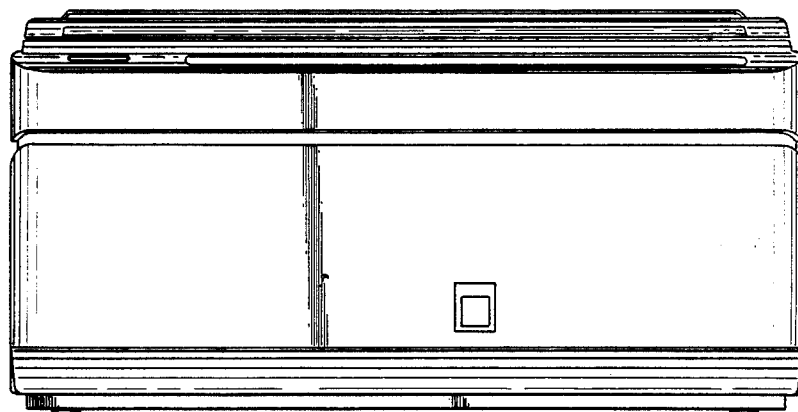


FIG. 4




FIG. 5

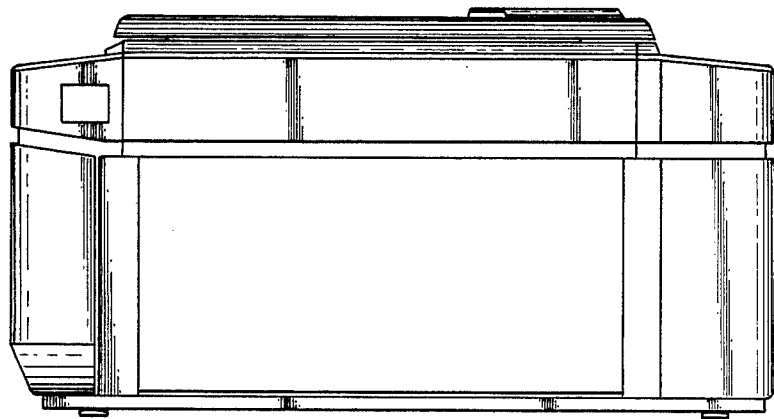


FIG. 6

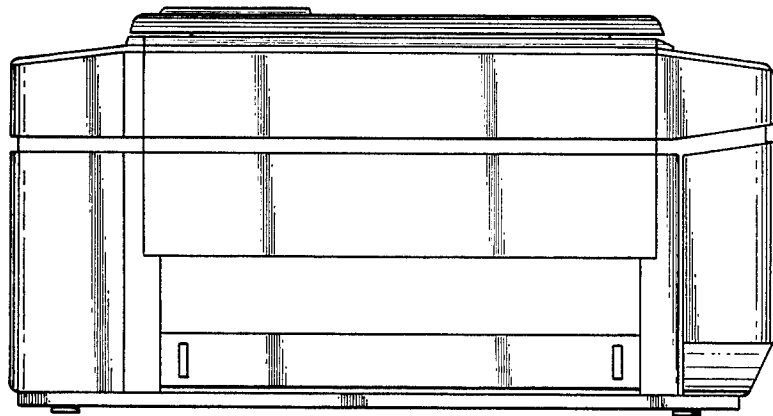


FIG. 7