



US00RE47994E

(19) **United States**
(12) **Reissued Patent**
Bowen et al.

(10) **Patent Number:** **US RE47,994 E**
(45) **Date of Reissued Patent:** **May 19, 2020**

(54) **CHARGING DEVICE FOR ELECTRONIC VAPORIZATION DEVICE**

FOREIGN PATENT DOCUMENTS

(71) Applicant: **JUUL Labs, Inc.**, San Francisco, CA (US)

CN 201408820 Y 2/2010
CN 202004499 U 10/2011

(Continued)

(72) Inventors: **Adam Bowen**, San Francisco, CA (US); **James Monsees**, San Francisco, CA (US); **Steven Christensen**, San Francisco, CA (US)

Primary Examiner — Darlington Ly

(74) *Attorney, Agent, or Firm* — Mintz Levin Cohn Ferris Glovsky and Popeo, P.C.

(73) Assignee: **JUUL Labs, Inc.**, San Francisco, CA (US)

(57) **CLAIM**

(21) Appl. No.: **29/628,194**

The ornamental design for a charging device for electronic vaporization device, as shown and described.

(22) Filed: **Dec. 1, 2017**

Related U.S. Patent Documents

Reissue of:

(64) Patent No.: **Des. 744,419**
Issued: **Dec. 1, 2015**
Appl. No.: **29/499,025**
Filed: **Aug. 11, 2014**

DESCRIPTION

This application is an application for reissue of U.S. Pat. No. D. 744,419, issued on Dec. 1, 2015, which corresponds to U.S. patent application Ser. No. 29/499,025, the entire contents of which are incorporated herein by reference.

(51) **LOC (12) Cl.** **13-02**

(52) **U.S. Cl.** **D13/108; D27/194**

(58) **Field of Classification Search**

USPC D13/107-110, 118-119, 182, 199; D14/251, 253, 432, 434; D27/172, 193, D27/194

CPC Y02E 60/12; Y02E 90/14; Y02E 90/122; Y02E 90/128; Y02E 90/163; H02J 7/025; H02J 7/0042; H02J 7/0044; H02J 7/0045; H02J 7/0003; H01F 38/14; H01R 13/6675; H01M 2/1022; H01M 2/1055; H01M 10/44;

(Continued)

FIG. 1 is a perspective view of a charging device for electronic vaporization device, showing our new design; FIG. 2 is a top plan view thereof; FIG. 3 is a left side elevation view thereof; FIG. 4 is a rear elevation view thereof; FIG. 5 is a right side elevation view thereof; FIG. 6 is a front elevation view thereof; and, FIG. 7 is a bottom plan view thereof.

[The broken lines shown in the drawings are included for the purpose of illustrating environmental structure and form no part of the claimed design.]

The broken lines illustrate portions of the charging device for electronic vaporization device that form no part of the claimed design.

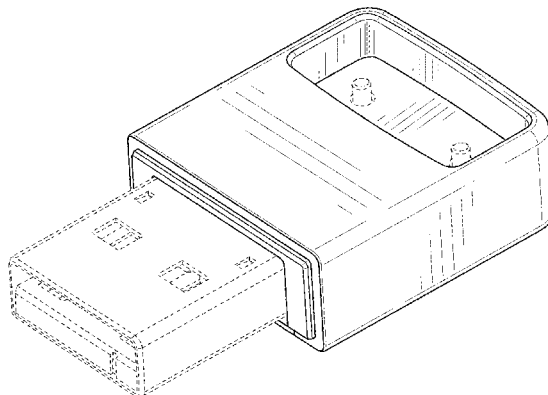
(56) **References Cited**

U.S. PATENT DOCUMENTS

576,653 A 2/1897 Bowlby
969,076 A 8/1910 Pender
(Continued)

1 Claim, 7 Drawing Sheets

Matter enclosed in heavy brackets [] appears in the original patent but forms no part of this reissue; matter printed in italics indicates the additions made by reissue.



(AMENDED)

(58) **Field of Classification Search**
 CPC .. H01M 10/46; H01M 10/425; B60L 11/182;
 A24F 47/008
 See application file for complete search history.

(56) **References Cited**

U.S. PATENT DOCUMENTS

1,505,748	A	8/1924	Louis	
2,199,885	A	5/1940	Kravchuk	
2,459,656	A	1/1949	Jack	
2,676,237	A	4/1954	Tooker, Jr.	
4,241,742	A	12/1980	Hilding	
D292,437	S	10/1987	Wind, III	
4,990,939	A	2/1991	Sekiya et al.	
5,529,078	A	6/1996	Rehder et al.	
5,843,014	A	12/1998	Lattin et al.	
D405,007	S	2/1999	Naas, Sr.	
5,878,752	A	3/1999	Adams et al.	
5,967,310	A	10/1999	Hill	
6,269,966	B1	8/2001	Pallo et al.	
D458,409	S	6/2002	Najar et al.	
6,743,030	B2	6/2004	Lin et al.	
D498,328	S	11/2004	Harel	
D500,302	S	12/2004	Deguchi	
6,909,840	B2	6/2005	Harwig et al.	
D514,741	S	2/2006	Cohen Harel	
7,019,491	B2	3/2006	Bozzone et al.	
D521,445	S	5/2006	Liu	
D529,044	S	9/2006	Andre et al.	
D532,776	S	11/2006	Griffin	
7,214,075	B2	5/2007	He et al.	
7,275,941	B1	10/2007	Bushby	
D557,209	S *	12/2007	Ahlgren et al.	D13/108
D576,619	S	9/2008	Udagawa et al.	
D577,019	S	9/2008	Udagawa et al.	
D579,934	S	11/2008	Okamoto et al.	
D591,758	S	5/2009	Lee	
D610,588	S	2/2010	Chen	
D611,409	S *	3/2010	Green et al.	D13/110
7,753,055	B2	7/2010	Bryman	
D624,012	S	9/2010	de Medeiros et al.	
D631,055	S	1/2011	Gilbert et al.	
D631,883	S	2/2011	Maier	
7,905,236	B2	3/2011	Bryman et al.	
7,931,149	B2	4/2011	Gilad et al.	
D638,430	S	5/2011	Lee et al.	
D639,303	S	6/2011	Ni et al.	
D648,726	S	11/2011	Behar et al.	
D649,932	S *	12/2011	Symons	D13/108
8,170,623	B2	5/2012	Dorogusker et al.	
D674,748	S *	1/2013	Ferber et al.	D13/108
D682,841	S	5/2013	Suetake et al.	

D686,987	S *	7/2013	Vanstone et al.	D13/108
D687,042	S	7/2013	Yoneta et al.	
D692,615	S	10/2013	Verleur	
D697,029	S	1/2014	Chiu	
D700,572	S *	3/2014	Esses	D13/108
D703,680	S	4/2014	Lin	
D704,629	S *	5/2014	Liu	D13/108
D704,634	S *	5/2014	Eidelman et al.	D13/108
8,881,738	B2	11/2014	Bryman	
D725,124	S	3/2015	Lin et al.	
9,032,968	B2	5/2015	Glasberg et al.	
9,066,543	B2	6/2015	Cameron	
9,167,849	B2	10/2015	Adamic	
D749,510	S	2/2016	Liu	
D773,115	S *	11/2016	Liu	D27/167
D776,338	S *	1/2017	Lomeli	D27/163
D792,957	S *	7/2017	Starkenbourg	D23/363
9,717,277	B2	8/2017	Mironov	
9,775,380	B2	10/2017	Fernando et al.	
10,045,568	B2	8/2018	Monsees et al.	
2005/0029137	A1	2/2005	Wang	
2006/0288169	A1	12/2006	Steiner	
2007/0191756	A1	8/2007	Tapper	
2007/0229025	A1	10/2007	Tsai et al.	
2009/0283103	A1	11/2009	Nielsen et al.	
2009/0293892	A1	12/2009	Williams et al.	
2010/0301032	A1	12/2010	Johnson	
2010/0307116	A1	12/2010	Fisher	
2011/0236002	A1	9/2011	Oglesby et al.	
2012/0086391	A1	4/2012	Smith	
2012/0188687	A1	7/2012	Yamamoto	
2012/0223673	A1	9/2012	Chen et al.	
2012/0325227	A1	12/2012	Robinson et al.	
2013/0062335	A1	3/2013	Davis, Jr.	
2013/0220847	A1	8/2013	Fisher et al.	
2014/0014124	A1 *	1/2014	Glasberg et al.	A24F 47/008 131/328
2014/0021190	A1	1/2014	Sardar	
2015/0108019	A1	4/2015	Liu	
2015/0114410	A1	4/2015	Doster	
2015/0128967	A1	5/2015	Robinson et al.	
2015/0167976	A1	6/2015	Recio	
2016/0021771	A1	1/2016	Zhang et al.	
2016/0167846	A1	6/2016	Zahr et al.	
2017/0144827	A1	5/2017	Batista	
2017/0164657	A1	6/2017	Batista	
2017/0229888	A1	8/2017	Liu	

FOREIGN PATENT DOCUMENTS

CN	203182012	U	9/2013
JP	2001165437	A	6/2001

* cited by examiner

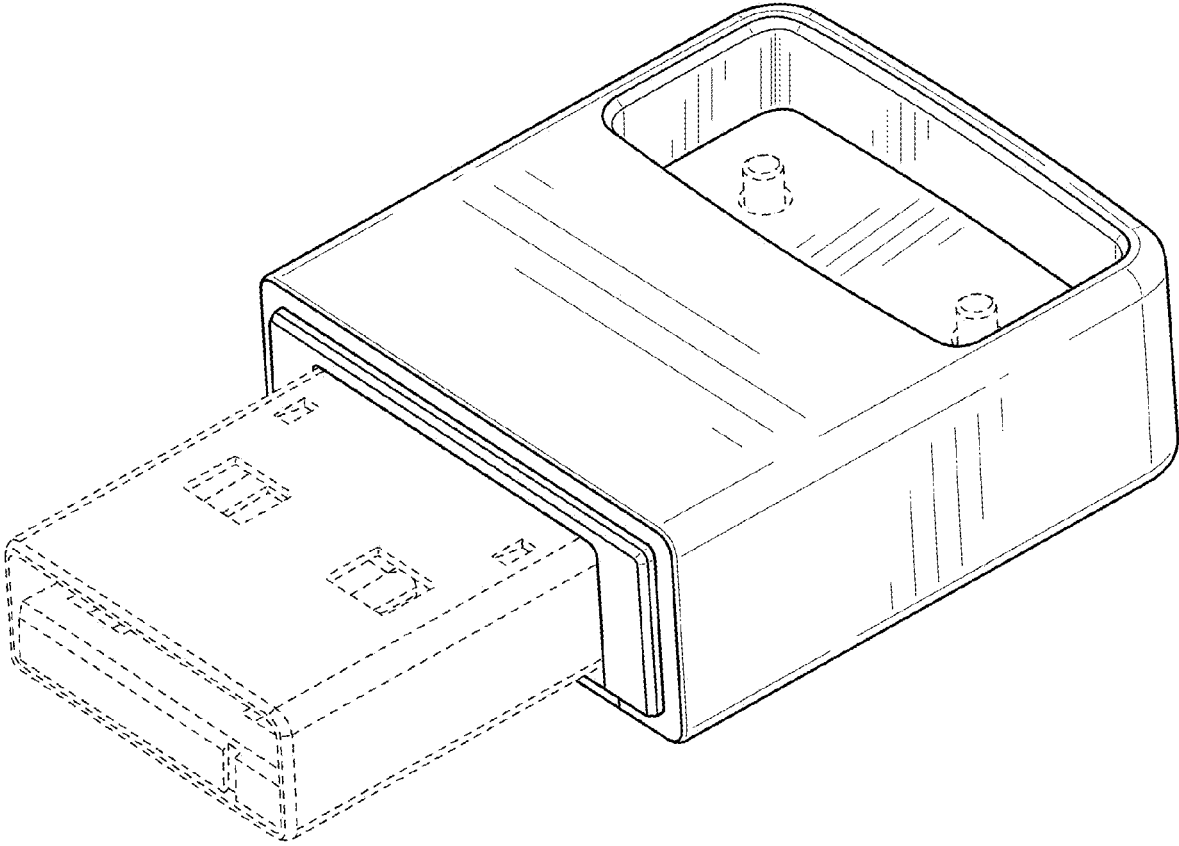


FIG. 1 (AMENDED)

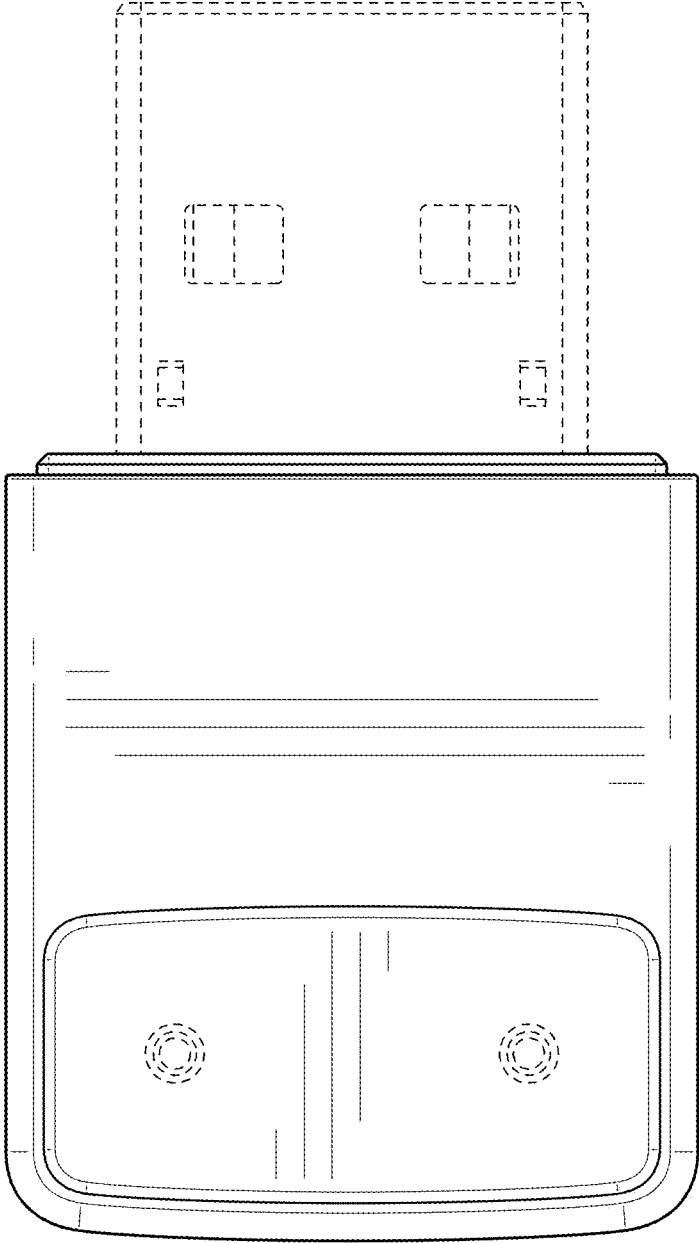


FIG. 2 (AMENDED)

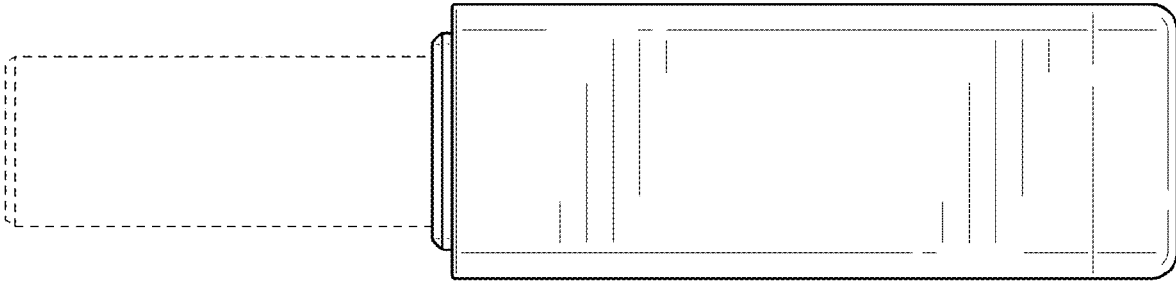


FIG. 3 (AMENDED)

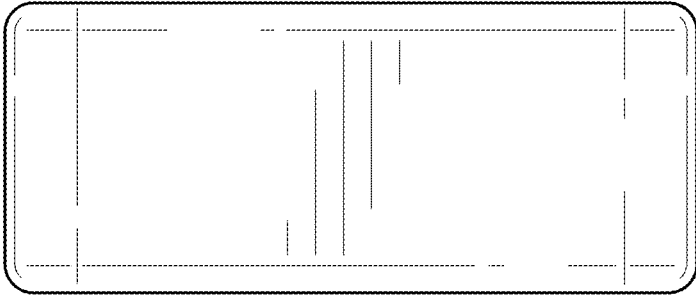


FIG. 4 (AMENDED)




FIG. 5 (AMENDED)

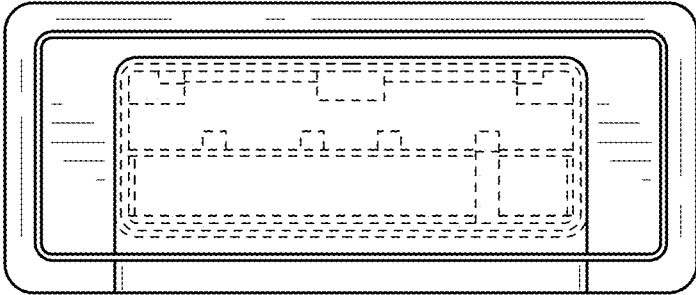


FIG. 6 (AMENDED)




FIG. 7 (AMENDED)