

S. S. WARD.
 DISK RECORD CABINET.
 APPLICATION FILED FEB. 24, 1922.

1,429,052.

Patented Sept. 12, 1922.
 2 SHEETS—SHEET 1.

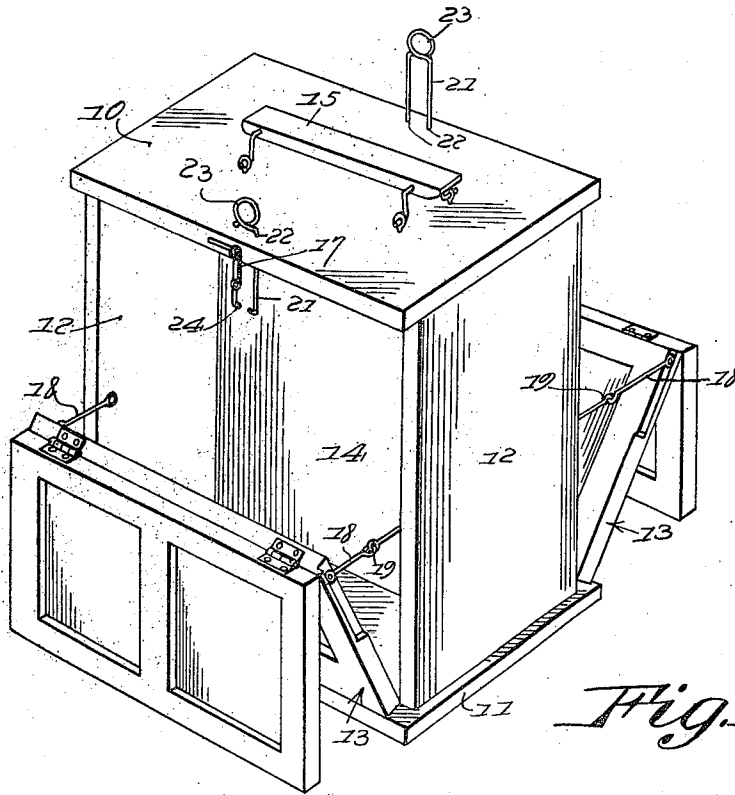


Fig. 1.

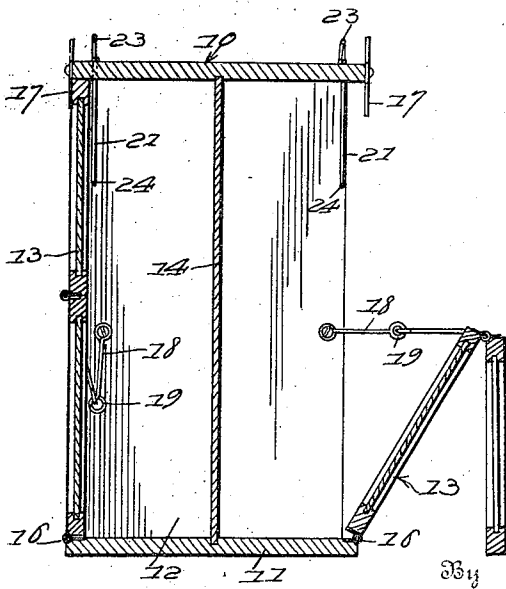


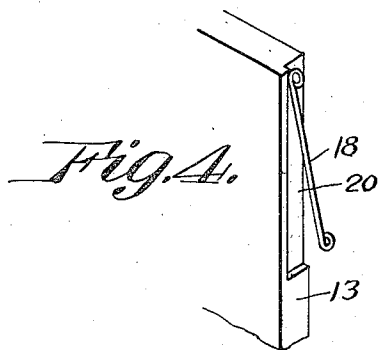
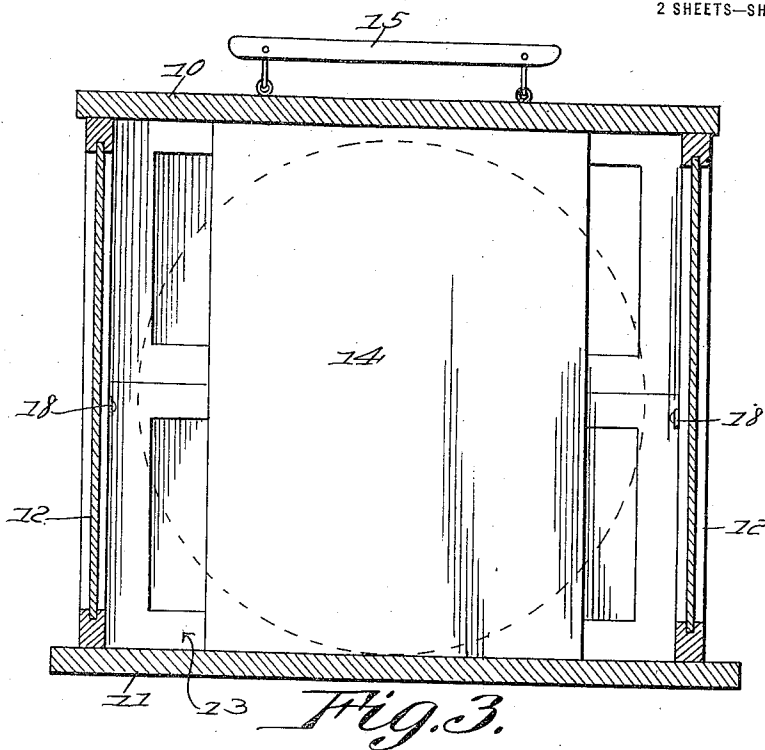
Fig. 2.

Inventor
S. S. Ward,
Attorney
 Attorney

S. S. WARD.
DISK RECORD CABINET.
APPLICATION FILED FEB. 24, 1922.

1,429,052.

Patented Sept. 12, 1922.
2 SHEETS—SHEET 2.



Inventor
S. S. Ward,

By

Edmund T. Allen

Attorney

UNITED STATES PATENT OFFICE.

STEPHEN S. WARD, OF SAN DIEGO, CALIFORNIA.

DISK-RECORD CABINET.

Application filed February 24, 1922. Serial No. 538,931.

To all whom it may concern:

Be it known that STEPHEN S. WARD, a citizen of the United States of America, residing at San Diego, in the county of San Diego and State of California, has invented new and useful Improvements in Disk-Record Cabinets, of which the following is a specification.

The object of the invention is to provide a simple and efficient portable cabinet or carrier for disk records such as those used in connection with phonographs and like talking machines, and more particularly to provide a device for the purpose which while adapted for preserving the contained records against injury is adapted to facilitate the introduction and removal of selected records; and with this object in view the invention consists in a construction and combination of parts of which a preferred embodiment is shown in the accompanying drawings, wherein:

Figure 1 is a perspective view of a cabinet embodying the invention.

Figure 2 is a vertical sectional view of the same.

Figure 3 is a similar section taken at rightangles to the plane of Figure 2.

Figure 4 is a detail view of one of the door limiting means.

The cabinet consists essentially of a frame which in the construction illustrated is of rectangular form including top and bottom walls 10 and 11 and end walls 12, with which frame are associated the side walls 13 constituting doors whereby access is given to the interior of the cabinet which interior may as shown be divided by an intermediate partition 14 to form separate compartments respectively accessible by means of said doors. The cabinet for convenience as a carrier may be provided with a handle 15 and the doors which as shown are hinged at their lower edges as indicated at 16 are adapted to be secured in their closed positions by means of swinging latches 17. The side walls or doors are preferably limited in swinging movement to hold them when open in outwardly and upwardly inclined positions indicated in Figures 1 and 2 by limit-

ing devices 18 consisting of links respectively pivoted to the edge of the door and an end wall of the frame and interlocked at their adjacent ends by the eyes 19. These links are adapted to fold into suitable rabbets or seats 20 in the edges of the doors.

Also as a means of holding the upper edges of the disks in position when a door is opened, preliminary to making a selection or introducing any record, retainers 21 are mounted in suitable guide openings 22 in the upper wall of the cabinet, said retainers being of hair pin form with coils 23 at their upper ends and exteriorly of the cabinet to serve as finger holds, the extremities of the legs of the pin being deflected to form stops 24 so that accidental dismounting thereof from the cabinet is prevented.

A construction such as described is adapted according to its dimensions to hold any desired number of disk records in such relation, assuming that they are in their original envelopes or containers or are spaced by suitable cards or fillers to carry a plurality of records without risk of injuring the surfaces thereof and under conditions providing for ready access for the removal of any selected record.

Having described the invention, what is claimed as new and useful is:—

1. A portable record cabinet having a frame comprising top, bottom and end walls, and movable side walls hinged at their lower edges to the bottom wall and limited in outward swinging movement to positions at an outward and upward inclination to the plane of the adjacent sides of the frame, and means for securing said doors in their closed positions, and retainers slidably mounted in the walls of the frame for positioning at their inner ends in the paths of outward movement of the records.

2. A portable record cabinet having a frame comprising top, bottom and end walls, and movable side walls hinged at their lower edges to the bottom wall and limited in outward swinging movement to positions at an outward and upward inclination to the plane of the adjacent sides of the frame, and means for securing said

doors in their closed positions, and retainers slidingly mounted in the walls of the frame for positioning at their inner ends in the paths of outward movement of the records, said retainers consisting of hair pin members having their legs slidingly fitted in guide openings in the wall, connected at

their outer ends by loops forming finger holds, and deflected at their inner ends to form stops.

In testimony whereof he affixes his signature.

STEPHEN S. WARD.