



US00D342152S

# United States Patent [19]

Saito et al.

[11] Patent Number: Des. 342,152

[45] Date of Patent: \*\* Dec. 14, 1993

## [54] SPIKE

[75] Inventors: **Kiyohiro Saito; Masanobu Inohara,**  
both of Akashi; **Akira Kataoka,**  
Kobe, all of Japan

[73] Assignee: **Asics Corporation,** Kobe, Japan

[\*\*] Term: **14 Years**

[21] Appl. No.: **906,852**

[22] Filed: **Jun. 30, 1992**

## [30] Foreign Application Priority Data

May 11, 1992 [JP] Japan ..... 4-13726

[52] U.S. Cl. .... **D2/962**

[58] Field of Search ..... D2/311, 314, 317;  
D30/147-150; 36/59 A, 67 D, 67 R-67 B, 134

## [56] References Cited

### U.S. PATENT DOCUMENTS

D. 28,853	6/1898	Gilbride	.....	D30/150
D. 29,794	12/1898	Wormwood	.....	D2/314
D. 136,208	8/1943	Ghez et al.	.....	36/67 A
2,179,942	11/1939	Lyne	.....	36/134 X
3,218,734	11/1965	O'Brien	.....	36/134 X

## FOREIGN PATENT DOCUMENTS

95649 8/1922 Switzerland ..... 36/67 B

*Primary Examiner*—Louis S. Zarfes

*Attorney, Agent, or Firm*—Nixon & Vanderhye

## [57] CLAIM

The ornamental design for a spike, as shown and described.

## DESCRIPTION

FIG. 1 is a perspective view of a spike showing our new design in a position of use;

FIG. 2 is a cross-section thereof;

FIG. 3 is a front elevational view thereof;

FIG. 4 is a rear elevational view thereof;

FIG. 5 is a right side elevational view thereof;

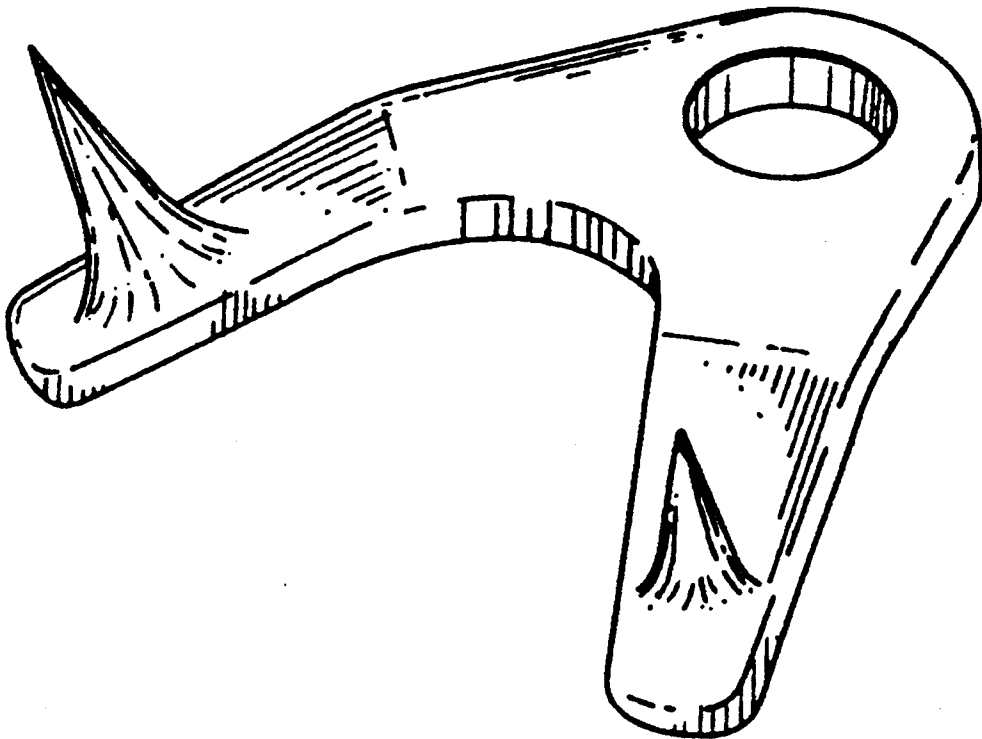
FIG. 6 is a top plan view thereof;

FIG. 7 is a bottom plan view thereof;

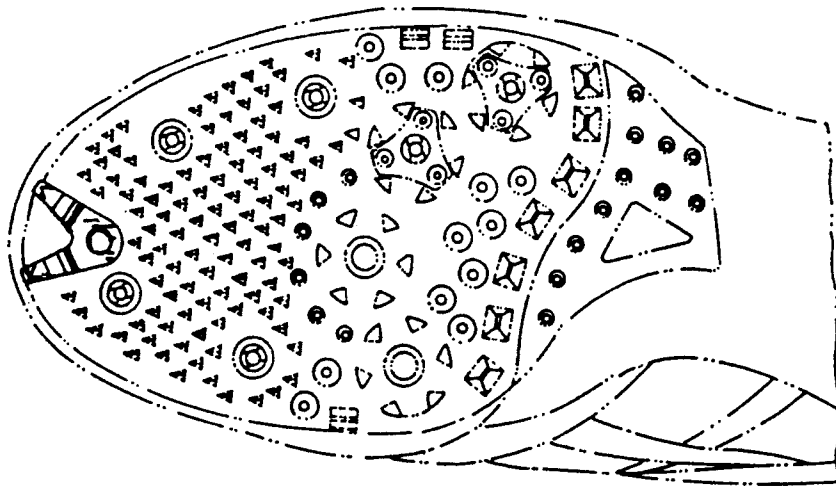
FIG. 8 is a cross-sectional view taken along with line A—A in FIG. 3; and,

FIG. 9 is a perspective view thereof.

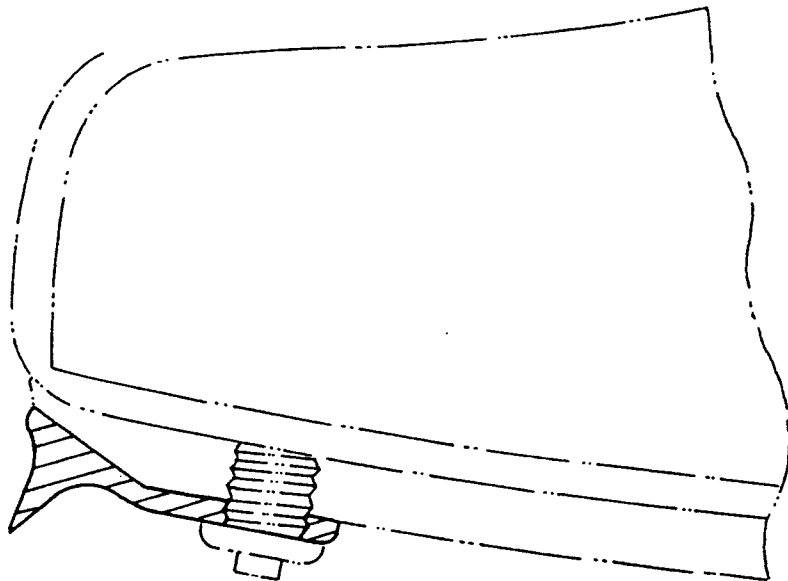
The broken line showing of a shoe in FIGS. 1 and 2 is for illustrative purposes only and forms no part of the claimed design.



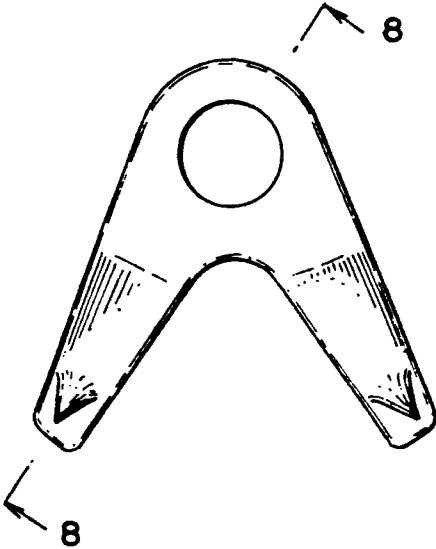
*Fig. 1*



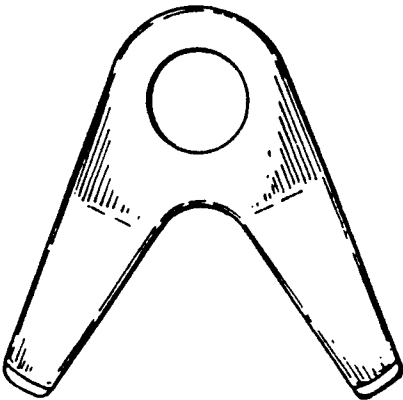
*Fig. 2*




*Fig. 3*



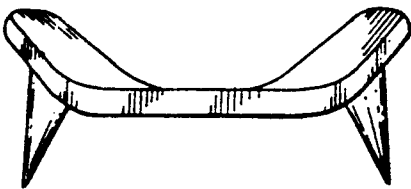
*Fig. 4*



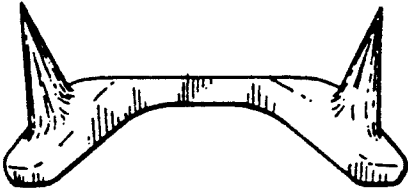
*Fig. 5*



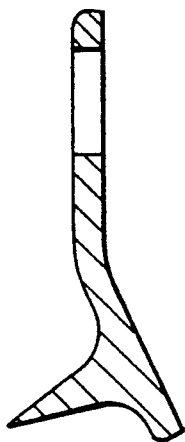
*Fig. 6*



*Fig. 7*



*Fig. 8*



*Fig. 9*

