



(51) International Patent Classification:

C09B 69/10 (2006.01)

(21) International Application Number:

PCT/US2017/036175

(22) International Filing Date:

06 June 2017 (06.06.2017)

(25) Filing Language:

English

(26) Publication Language:

English

(30) Priority Data:

62/346,152 06 June 2016 (06.06.2016) US

(71) Applicants: **SONY CORPORATION** [JP/JP]; 1-7-1 Konan, Minato-ku, Tokyo 108-0075 (JP). **SONY CORPORATION OF AMERICA** [US/US]; 550 Madison Avenue, New York, New York 10022 (US).

(72) Inventors: **MATRAY, Tracy**; 15233 78th Avenue SE, Snohomish, Washington 98296 (US). **SINGH, Sharat**; 8171 Top O Morning Way, Rancho Santa Fe, California 92067 (US). **VANBRUNT, Michael**; 16619 SE 261st Street, Covington, Washington 98042 (US).

(74) Agent: **HARWOOD, Eric, A.** et al.; Seed Intellectual Property Law Group LLP, Suite 5400, 701 Fifth Avenue, Seattle, Washington 98104-7064 (US).

(81) Designated States (unless otherwise indicated, for every kind of national protection available): AE, AG, AL, AM, AO, AT, AU, AZ, BA, BB, BG, BH, BN, BR, BW, BY, BZ, CA, CH, CL, CN, CO, CR, CU, CZ, DE, DJ, DK, DM, DO, DZ, EC, EE, EG, ES, FI, GB, GD, GE, GH, GM, GT, HN, HR, HU, ID, IL, IN, IR, IS, JP, KE, KG, KH, KN, KP, KR, KW, KZ, LA, LC, LK, LR, LS, LU, LY, MA, MD, ME, MG, MK, MN, MW, MX, MY, MZ, NA, NG, NI, NO, NZ, OM, PA, PE, PG, PH, PL, PT, QA, RO, RS, RU, RW, SA, SC, SD, SE, SG, SK, SL, SM, ST, SV, SY, TH, TJ, TM, TN, TR, TT, TZ, UA, UG, US, UZ, VC, VN, ZA, ZM, ZW.

(84) Designated States (unless otherwise indicated, for every kind of regional protection available): ARIPO (BW, GH, GM, KE, LR, LS, MW, MZ, NA, RW, SD, SL, ST, SZ, TZ, UG, ZM, ZW), Eurasian (AM, AZ, BY, KG, KZ, RU, TJ, TM), European (AL, AT, BE, BG, CH, CY, CZ, DE, DK, EE, ES, FI, FR, GB, GR, HR, HU, IE, IS, IT, LT, LU, LV, MC, MK, MT, NL, NO, PL, PT, RO, RS, SE, SI, SK, SM, TR), OAPI (BF, BJ, CF, CG, CI, CM, GA, GN, GQ, GW, KM, ML, MR, NE, SN, TD, TG).

Declarations under Rule 4.17:

— as to the applicant's entitlement to claim the priority of the earlier application (Rule 4.17(iii))

Published:

— with international search report (Art. 21(3))

(54) Title: IONIC POLYMERS COMPRISING FLUORESCENT OR COLORED REPORTER GROUPS

(57) Abstract: Polymers comprising first and second fluorescent or colored moieties on the polymer backbone and two or more charged moieties on the polymer backbone between the first and second colored or fluorescent moieties are provided. The polymers are useful as fluorescent or colored dyes. Methods associated with preparation and use of such polymers are also provided.



WO 2017/214165 A1

IONIC POLYMERS COMPRISING FLUORESCENT OR COLORED REPORTER GROUPS

BACKGROUND

Field

5 The present invention is generally directed to dimeric and polymeric fluorescent or colored dyes comprising charged spacing groups, and methods for their preparation and use in various analytical methods.

Description of the Related Art

10 Fluorescent and/or colored dyes are known to be particularly suitable for applications in which a highly sensitive detection reagent is desirable. Dyes that are able to preferentially label a specific ingredient or component in a sample enable the researcher to determine the presence, quantity and/or location of that specific ingredient or component. In addition, specific systems can be monitored with respect to their spatial and temporal distribution in diverse environments.

15 Fluorescence and colorimetric methods are extremely widespread in chemistry and biology. These methods give useful information on the presence, structure, distance, orientation, complexation and/or location for biomolecules. In addition, time-resolved methods are increasingly used in measurements of dynamics and kinetics. As a result, many strategies for fluorescence or color labeling of
20 biomolecules, such as nucleic acids and protein, have been developed. Since analysis of biomolecules typically occurs in an aqueous environment, the focus has been on development and use of water soluble dyes.

 Highly fluorescent or colored dyes are desirable since use of such dyes increases the signal to noise ratio and provides other related benefits. Accordingly,
25 attempts have been made to increase the signal from known fluorescent and/or colored moieties. For example, dimeric and polymeric compounds comprising two or more fluorescent and/or colored moieties have been prepared in anticipation that such compounds would result in brighter dyes. However, as a result of intramolecular

fluorescence quenching, the known dimeric and polymeric dyes have not achieved the desired increase in brightness.

There is thus a need in the art for water soluble dyes having an increased molar brightness. Ideally, such dyes and biomarkers should be intensely colored or
5 fluorescent and should be available in a variety of colors and fluorescent wavelengths. The present invention fulfills this need and provides further related advantages.

BRIEF SUMMARY

In brief, embodiments of the present invention are generally directed to compounds useful as water soluble, fluorescent and/or colored dyes and/or probes that
10 enable visual detection of analyte molecules, such as biomolecules, as well as reagents for their preparation. Methods for visually detecting analyte molecules using the dyes are also described.

Embodiments of the presently disclosed dyes include two or more fluorescent and/or colored moieties covalently linked by a linker. In contrast to
15 previous reports of dimeric and/or polymeric dyes, the present dyes are significantly brighter than the corresponding monomeric dye compound. While, not wishing to be bound by theory, it is believed that the linker moiety provides sufficient spatial separation between the fluorescent and/or colored moieties such that intramolecular fluorescence quenching is reduced and/or eliminated.

20 The water soluble, fluorescent or colored dyes of embodiments of the invention are intensely colored and/or fluorescent and can be readily observed by visual inspection or other means. In some embodiments the compounds may be observed without prior illumination or chemical or enzymatic activation. By appropriate selection of the dye, as described herein, visually detectable analyte molecules of a
25 variety of colors may be obtained.

In some embodiments, the required separation between the fluorescent and/or colored moieties is maintained by including two or more charged moieties within or pendant to the linker linking the fluorescent and/or colored moieties. While not
30 wishing to be bound by theory, it is believed that repulsion of the charged moieties results in a more linear or “stretched” conformation for the polymers, thus maintaining

sufficient spatial distance between the fluorescent and/or colored moieties to prevent or reduce intramolecular quenching.

Accordingly, in one embodiment is provided a polymer comprising:

- i) a backbone;
 - 5 ii) two or more charged moieties on the backbone; and
 - iii) first and second colored or fluorescent moieties on the backbone,
- wherein the two or more charged moieties are in a position on the polymer backbone between the first and second colored or fluorescent moieties, and provided that at least one of the charged moieties is not phosphate. The disclosed polymers find utility in a
- 10 number of applications, including use as fluorescent and/or colored dyes in various analytical methods.

In another embodiment, a method for staining a sample is provided, the method comprises adding to said sample a polymer as disclosed herein in an amount sufficient to produce an optical response when said sample is illuminated at an

15 appropriate wavelength.

In still other embodiments, the present disclosure provides a method for visually detecting an analyte molecule, comprising:

- (a) providing a polymer as disclosed herein; and
 - (b) detecting the polymer by its visible properties.
- 20 Other disclosed methods include a method for visually detecting a biomolecule, the method comprising:
- (a) admixing a polymer as disclosed herein with one or more biomolecules; and
 - (b) detecting the polymer by its visible properties.

25 Other embodiments provide a method for visually detecting an analyte, the method comprising:

- (a) providing a compound as disclosed herein (e.g., structure (I)), wherein R^2 or R^3 comprises a linker comprising a covalent bond to a targeting moiety having specificity for the analyte;
- 30 (b) admixing the compound and the analyte, thereby associating the targeting moiety and the analyte; and

(c) detecting the compound by its visible properties.

Other embodiments are directed to a composition comprising a polymer disclosed herein (e.g., compound of structure (I)) and one or more analyte molecule, such as a biomolecule. Use of such compositions in analytical methods for detection of the one or more biomolecules is also provided.

Some other embodiments include a composition comprising a polymer disclosed herein (e.g., compound of structure (I)) and a cyclodextrin.

Other embodiments are directed to a composition comprising a polymer as disclosed herein and one or more biomolecules. Use of such compositions in analytical methods for detection of the one or more biomolecules is also provided.

These and other aspects of the invention will be apparent upon reference to the following detailed description.

DETAILED DESCRIPTION

In the following description, certain specific details are set forth in order to provide a thorough understanding of various embodiments of the invention. However, one skilled in the art will understand that the invention may be practiced without these details.

Unless the context requires otherwise, throughout the present specification and claims, the word “comprise” and variations thereof, such as, “comprises” and “comprising” are to be construed in an open, inclusive sense, that is, as “including, but not limited to”.

Reference throughout this specification to “one embodiment” or “an embodiment” means that a particular feature, structure or characteristic described in connection with the embodiment is included in at least one embodiment of the present invention. Thus, the appearances of the phrases “in one embodiment” or “in an embodiment” in various places throughout this specification are not necessarily all referring to the same embodiment. Furthermore, the particular features, structures, or characteristics may be combined in any suitable manner in one or more embodiments.

“Amino” refers to the -NH_2 group.

“Carboxy” refers to the $\text{-CO}_2\text{H}$ group.

“Cyano” refers to the –CN group.

“Formyl” refers to the –C(=O)H group.

“Hydroxy” or “hydroxyl” refers to the –OH group.

“Imino” refers to the =NH group.

5 “Nitro” refers to the –NO₂ group.

“Oxo” refers to the =O substituent group.

“Sulfate” refers to the –OS(=O)₂O[–] group.

“Sulfhydryl” refers to the –SH group.

“Thioxo” refers to the =S group.

10 “Alkyl” refers to a straight or branched hydrocarbon chain group consisting solely of carbon and hydrogen atoms, containing no unsaturation, having from one to twelve carbon atoms (C₁–C₁₂ alkyl), one to eight carbon atoms (C₁–C₈ alkyl) or one to six carbon atoms (C₁–C₆ alkyl), and which is attached to the rest of the molecule by a single bond, *e.g.*, methyl, ethyl, *n*-propyl, 1-methylethyl (*iso*-propyl),
15 *n*-butyl, *n*-pentyl, 1,1-dimethylethyl (*t*-butyl), 3-methylhexyl, 2-methylhexyl, and the like. Unless stated otherwise specifically in the specification, alkyl groups are optionally substituted.

“Alkylene” or “alkylene chain” refers to a straight or branched divalent hydrocarbon chain linking the rest of the molecule to a radical group, consisting solely
20 of carbon and hydrogen, containing no unsaturation, and having from one to twelve carbon atoms, *e.g.*, methylene, ethylene, propylene, *n*-butylene, ethenylene, propenylene, *n*-butenylene, propynylene, *n*-butynylene, and the like. The alkylene chain is attached to the rest of the molecule through a single bond and to the radical group through a single bond. The points of attachment of the alkylene chain to the rest
25 of the molecule and to the radical group can be through one carbon or any two carbons within the chain. Unless stated otherwise specifically in the specification, alkylene is optionally substituted.

“Alkenylene” or “alkenylene chain” refers to a straight or branched divalent hydrocarbon chain linking the rest of the molecule to a radical group,
30 consisting solely of carbon and hydrogen, containing at least one carbon-carbon double bond and having from two to twelve carbon atoms, *e.g.*, ethenylene, propenylene,

n-butenylene, and the like. The alkenylene chain is attached to the rest of the molecule through a single bond and to the radical group through a double bond or a single bond. The points of attachment of the alkenylene chain to the rest of the molecule and to the radical group can be through one carbon or any two carbons within the chain. Unless
5 stated otherwise specifically in the specification, alkenylene is optionally substituted.

“Alkynylene” or “alkynylene chain” refers to a straight or branched divalent hydrocarbon chain linking the rest of the molecule to a radical group, consisting solely of carbon and hydrogen, containing at least one carbon-carbon triple bond and having from two to twelve carbon atoms, *e.g.*, ethenylene, propenylene,
10 *n*-butenylene, and the like. The alkynylene chain is attached to the rest of the molecule through a single bond and to the radical group through a double bond or a single bond. The points of attachment of the alkynylene chain to the rest of the molecule and to the radical group can be through one carbon or any two carbons within the chain. Unless stated otherwise specifically in the specification, alkynylene is optionally substituted.

15 “Alkylether” refers to any alkyl group as defined above, wherein at least one carbon-carbon bond is replaced with a carbon-oxygen bond. The carbon-oxygen bond may be on the terminal end (as in an alkoxy group) or the carbon oxygen bond may be internal (*i.e.*, C-O-C). Alkylethers include at least one carbon oxygen bond, but may include more than one. For example, polyethylene glycol (PEG) is included within
20 the meaning of alkylether. Unless stated otherwise specifically in the specification, an alkylether group is optionally substituted. For example, in some embodiments an alkylether is substituted with an alcohol or $-OP(=R_a)(R_b)R_c$, wherein each of R_a , R_b and R_c is as defined for compounds of structure (I).

“Alkoxy” refers to a group of the formula $-OR_a$ where R_a is an alkyl
25 group as defined above containing one to twelve carbon atoms. Unless stated otherwise specifically in the specification, an alkoxy group is optionally substituted.

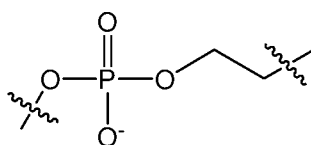
“Alkoxyalkylether” refers to a group of the formula $-OR_aR_b$ where R_a is an alkylene group as defined above containing one to twelve carbon atoms, and R_b is an alkylether group as defined herein. Unless stated otherwise specifically in the
30 specification, an alkoxyalkylether group is optionally substituted, for example

substituted with an alcohol or $-OP(=R_a)(R_b)R_c$, wherein each of R_a , R_b and R_c is as defined for compounds of structure (I).

“Heteroalkoxy” refers to a group of the formula $-OR_a$ where R_a is a heteroalkyl group as defined above containing one to twelve carbon atoms. Unless
 5 stated otherwise specifically in the specification, a heteroalkoxy group is optionally substituted.

“Heteroalkyl” refers to an alkyl group, as defined above, comprising at least one heteroatom (*e.g.*, N, O, P or S) within the alkyl chain or at a terminus of the alkylene chain. In some embodiments, the heteroatom is within the alkyl chain (*i.e.*, the
 10 heteroalkyl comprises at least one carbon-heteroatom-carbon bond). In other embodiments, the heteroatom is at a terminus of the alkyl group. Heteroatom substitutions include phosphate and amine groups (including protonated and quaternary). Unless stated otherwise specifically in the specification, a heteroalkyl group is optionally substituted.

“Heteroalkylene” refers to an alkylene group, as defined above, comprising at least one heteroatom (*e.g.*, N, O, P or S) within the alkylene chain or at a terminus of the alkylene chain. In some embodiments, the heteroatom is within the alkylene chain (*i.e.*, the heteroalkylene comprises at least one carbon-[heteroatom]_x-carbon bond, where x is 1, 2 or 3). In other embodiments, the heteroatom is at a
 20 terminus of the alkylene and thus serves to join the alkylene to the remainder of the molecule (*e.g.*, M1-H-A-M2, where M1 and M2 are portions of the molecule, H is a heteroatom and A is an alkylene). Unless stated otherwise specifically in the specification, a heteroalkylene group is optionally substituted. Exemplary heteroalkylene linking group include ethylene oxide (*e.g.*, PEG) linkers and the linker
 25 illustrated below:



“C linker”

Multimers of the above C-linker are included in various embodiments of heteroalkylene linkers.

“Heteroalkenylene” is a heteroalkylene, as defined above, comprising at least one carbon-carbon double bond. Unless stated otherwise specifically in the specification, a heteroalkenylene group is optionally substituted.

“Heteroalkynylene” is a heteroalkylene comprising at least one carbon-carbon triple bond. Unless stated otherwise specifically in the specification, a heteroalkynylene group is optionally substituted.

“Heteroatomic” in reference to a “heteroatomic linker” refers to a linker group consisting of one or more heteroatoms. Exemplary heteroatomic linkers include single atoms selected from the group consisting of O, N, P and S, and multiple heteroatoms for example a linker having the formula $-P(O^*)(=O)O-$ or $-OP(O^*)(=O)O-$ and multimers and combinations thereof.

“Phosphate” refers to the $-OP(=O)(R_a)R_b$ group, wherein R_a is OH, O^- or OR_c ; and R_b is OH, O^- , OR_c , a thiophosphate group or a further phosphate group, wherein R_c is a counter ion (*e.g.*, Na^+ and the like).

“Phosphoalkyl” refers to the $-OP(=O)(R_a)R_b$ group, wherein R_a is OH, O^- or OR_c ; and R_b is $-Oalkyl$, wherein R_c is a counter ion (*e.g.*, Na^+ and the like). Unless stated otherwise specifically in the specification, a phosphoalkyl group is optionally substituted. For example, in certain embodiments, the $-Oalkyl$ moiety in a phosphoalkyl group is optionally substituted with one or more of hydroxyl, amino, sulfhydryl, phosphate, thiophosphate, phosphoalkyl, thiophosphoalkyl, phosphoalkylether, thiophosphoalkylether or $-OP(=R_a)(R_b)R_c$, wherein each of R_a , R_b and R_c is as defined for compounds of structure (I).

“Phosphoalkylether” refers to the $-OP(=O)(R_a)R_b$ group, wherein R_a is OH, O^- or OR_c ; and R_b is $-Oalkylether$, wherein R_c is a counter ion (*e.g.*, Na^+ and the like). Unless stated otherwise specifically in the specification, a phosphoalkylether group is optionally substituted. For example, in certain embodiments, the $-Oalkylether$ moiety in a phosphoalkylether group is optionally substituted with one or more of hydroxyl, amino, sulfhydryl, phosphate, thiophosphate, phosphoalkyl, thiophosphoalkyl, phosphoalkylether or thiophosphoalkylether or $-OP(=R_a)(R_b)R_c$, wherein each of R_a , R_b and R_c is as defined for compounds of structure (I).

“Thiophosphate” refers to the $-OP(=R_a)(R_b)R_c$ group, wherein R_a is O or S, R_b is OH, O^- , S^- , OR_d or SR_d ; and R_c is OH, SH, O^- , S^- , OR_d , SR_d , a phosphate group or a further thiophosphate group, wherein R_d is a counter ion (*e.g.*, Na^+ and the like) and provided that: i) R_a is S; ii) R_b is S^- or SR_d ; iii) R_c is SH, S^- or SR_d ; or iv) a combination of i), ii) and/or iii).

“Thiophosphoalkyl” refers to the $-OP(=R_a)(R_b)R_c$ group, wherein R_a is O or S, R_b is OH, O^- , S^- , OR_d or SR_d ; and R_c is $-Oalkyl$, wherein R_d is a counter ion (*e.g.*, Na^+ and the like) and provided that: i) R_a is S; ii) R_b is S^- or SR_d ; or iii) R_a is S and R_b is S^- or SR_d . Unless stated otherwise specifically in the specification, a thiophosphoalkyl group is optionally substituted. For example, in certain embodiments, the $-Oalkyl$ moiety in a thiophosphoalkyl group is optionally substituted with one or more of hydroxyl, amino, sulfhydryl, phosphate, thiophosphate, phosphoalkyl, thiophosphoalkyl, phosphoalkylether, thiophosphoalkylether or $-OP(=R_a)(R_b)R_c$, wherein each of R_a , R_b and R_c is as defined for compounds of structure (I).

“Thiophosphoalkylether” refers to the $-OP(=R_a)(R_b)R_c$ group, wherein R_a is O or S, R_b is OH, O^- , S^- , OR_d or SR_d ; and R_c is $-Oalkylether$, wherein R_d is a counter ion (*e.g.*, Na^+ and the like) and provided that: i) R_a is S; ii) R_b is S^- or SR_d ; or iii) R_a is S and R_b is S^- or SR_d . Unless stated otherwise specifically in the specification, a thiophosphoalkylether group is optionally substituted. For example, in certain embodiments, the $-Oalkylether$ moiety in a thiophosphoalkyl group is optionally substituted with one or more of hydroxyl, amino, sulfhydryl, phosphate, thiophosphate, phosphoalkyl, thiophosphoalkyl, phosphoalkylether, thiophosphoalkylether or $-OP(=R_a)(R_b)R_c$, wherein each of R_a , R_b and R_c is as defined for compounds of structure (I).

“Carbocyclic” refers to a stable 3- to 18-membered aromatic or non-aromatic ring comprising 3 to 18 carbon atoms. Unless stated otherwise specifically in the specification, a carbocyclic ring may be a monocyclic, bicyclic, tricyclic or tetracyclic ring system, which may include fused or bridged ring systems, and may be partially or fully saturated. Non-aromatic carbocyclyl radicals include cycloalkyl, while aromatic carbocyclyl radicals include aryl. Unless stated otherwise specifically in the specification, a carbocyclic group is optionally substituted.

“Cycloalkyl” refers to a stable non-aromatic monocyclic or polycyclic carbocyclic ring, which may include fused or bridged ring systems, having from three to fifteen carbon atoms, preferably having from three to ten carbon atoms, and which is saturated or unsaturated and attached to the rest of the molecule by a single bond.

- 5 Monocyclic cycloalkyls include, for example, cyclopropyl, cyclobutyl, cyclopentyl, cyclohexyl, cycloheptyl, and cyclooctyl. Polycyclic cycloalkyls include, for example, adamantyl, norbornyl, decalanyl, 7,7-dimethyl-bicyclo-[2.2.1]heptanyl, and the like. Unless stated otherwise specifically in the specification, a cycloalkyl group is optionally substituted.

- 10 “Aryl” refers to a ring system comprising at least one carbocyclic aromatic ring. In some embodiments, an aryl comprises from 6 to 18 carbon atoms. The aryl ring may be a monocyclic, bicyclic, tricyclic or tetracyclic ring system, which may include fused or bridged ring systems. Aryls include, but are not limited to, aryls derived from aceanthrylene, acenaphthylene, acephenanthrylene, anthracene, azulene,
15 benzene, chrysene, fluoranthene, fluorene, *as*-indacene, *s*-indacene, indane, indene, naphthalene, phenalene, phenanthrene, pleiadene, pyrene, and triphenylene. Unless stated otherwise specifically in the specification, an aryl group is optionally substituted.

- “Heterocyclic” refers to a stable 3- to 18-membered aromatic or non-aromatic ring comprising one to twelve carbon atoms and from one to six
20 heteroatoms selected from the group consisting of nitrogen, oxygen and sulfur. Unless stated otherwise specifically in the specification, the heterocyclic ring may be a monocyclic, bicyclic, tricyclic or tetracyclic ring system, which may include fused or bridged ring systems; and the nitrogen, carbon or sulfur atoms in the heterocyclic ring may be optionally oxidized; the nitrogen atom may be optionally quaternized; and the
25 heterocyclic ring may be partially or fully saturated. Examples of aromatic heterocyclic rings are listed below in the definition of heteroaryls (*i.e.*, heteroaryl being a subset of heterocyclic). Examples of non-aromatic heterocyclic rings include, but are not limited to, dioxolanyl, thienyl[1,3]dithianyl, decahydroisoquinolyl, imidazolyl, imidazolidinyl, isothiazolidinyl, isoxazolidinyl, morpholinyl, octahydroindolyl,
30 octahydroisoindolyl, 2-oxopiperazinyl, 2-oxopiperidinyl, 2-oxopyrrolidinyl, oxazolidinyl, piperidinyl, piperazinyl, 4-piperidonyl, pyrrolidinyl, pyrazolidinyl,

pyrazolopyrimidinyl, quinuclidinyl, thiazolidinyl, tetrahydrofuryl, trioxanyl, trithianyl, triazinanyl, tetrahydropyranyl, thiomorpholinyl, thiamorpholinyl, 1-oxo-thiomorpholinyl, and 1,1-dioxo-thiomorpholinyl. Unless stated otherwise specifically in the specification, a heterocyclic group is optionally substituted.

5 “Heteroaryl” refers to a 5- to 14-membered ring system comprising one to thirteen carbon atoms, one to six heteroatoms selected from the group consisting of nitrogen, oxygen and sulfur, and at least one aromatic ring. For purposes of certain embodiments of this invention, the heteroaryl radical may be a monocyclic, bicyclic, tricyclic or tetracyclic ring system, which may include fused or bridged ring systems;
 10 and the nitrogen, carbon or sulfur atoms in the heteroaryl radical may be optionally oxidized; the nitrogen atom may be optionally quaternized. Examples include, but are not limited to, azepinyl, acridinyl, benzimidazolyl, benzthiazolyl, benzindolyl, benzodioxolyl, benzofuranyl, benzooxazolyl, benzothiazolyl, benzothiadiazolyl, benzo[*b*][1,4]dioxepinyl, 1,4-benzodioxanyl, benzonaphthofuranyl, benzoxazolyl,
 15 benzodioxolyl, benzodioxinyl, benzopyranyl, benzopyranonyl, benzofuranyl, benzofuranonyl, benzothienyl (benzothiophenyl), benzotriazolyl, benzo[4,6]imidazo[1,2-*a*]pyridinyl, benzoxazolinonyl, benzimidazolthionyl, carbazolyl, cinnolyl, dibenzofuranyl, dibenzothiophenyl, furanyl, furanonyl, isothiazolyl, imidazolyl, indazolyl, indolyl, indazolyl, isoindolyl, indolyl, isoindolyl, isoquinolyl,
 20 indolizinyl, isoxazolyl, naphthyridinyl, oxadiazolyl, 2-oxoazepinyl, oxazolyl, oxiranyl, 1-oxidopyridinyl, 1-oxidopyrimidinyl, 1-oxidopyrazinyl, 1-oxidopyridazinyl, 1-phenyl-1*H*-pyrrolyl, phenazinyl, phenothiazinyl, phenoxazinyl, phthalazinyl, pteridinyl, pteridinonyl, purinyl, pyrrolyl, pyrazolyl, pyridinyl, pyridinonyl, pyrazinyl, pyrimidinyl, pyrimidinonyl, pyridazinyl, pyrrolyl, pyrido[2,3-*d*]pyrimidinonyl,
 25 quinazolinyl, quinazolinonyl, quinoxalinyl, quinoxalinonyl, quinolyl, isoquinolyl, tetrahydroquinolyl, thiazolyl, thiadiazolyl, thieno[3,2-*d*]pyrimidin-4-onyl, thieno[2,3-*d*]pyrimidin-4-onyl, triazolyl, tetrazolyl, triazinyl, and thiophenyl (i.e. thienyl). Unless stated otherwise specifically in the specification, a heteroaryl group is optionally substituted.

30 “Fused” refers to a ring system comprising at least two rings, wherein the two rings share at least one common ring atom, for example two common ring

atoms. When the fused ring is a heterocyclyl ring or a heteroaryl ring, the common ring atom(s) may be carbon or nitrogen. Fused rings include bicyclic, tricyclic, tetracyclic, and the like.

- The term “substituted” used herein means any of the above groups (*e.g.*,
- 5 alkyl, alkylene, alkenylene, alkynylene, heteroalkylene, heteroalkenylene, heteroalkynylene, alkoxy, alkylether, alkoxyalkylether, heteroalkyl, heteroalkoxy, phosphoalkyl, phosphoalkylether, thiophosphoalkyl, thiophosphoalkylether, carbocyclic, cycloalkyl, aryl, heterocyclic and/or heteroaryl) wherein at least one hydrogen atom (*e.g.*, 1, 2, 3 or all hydrogen atoms) is replaced by a bond to a non-
 - 10 hydrogen atoms such as, but not limited to: a halogen atom such as F, Cl, Br, and I; an oxygen atom in groups such as hydroxyl groups, alkoxy groups, and ester groups; a sulfur atom in groups such as thiol groups, thioalkyl groups, sulfone groups, sulfonyl groups, and sulfoxide groups; a nitrogen atom in groups such as amines, amides, alkylamines, dialkylamines, arylamines, alkylarylamines, diarylamines, N-oxides,
 - 15 imides, and enamines; a silicon atom in groups such as trialkylsilyl groups, dialkylarylsilyl groups, alkyl-diarylsilyl groups, and triarylsilyl groups; and other heteroatoms in various other groups. “Substituted” also means any of the above groups in which one or more hydrogen atoms are replaced by a higher-order bond (*e.g.*, a double- or triple-bond) to a heteroatom such as oxygen in oxo, carbonyl, carboxyl, and
 - 20 ester groups; and nitrogen in groups such as imines, oximes, hydrazones, and nitriles. For example, “substituted” includes any of the above groups in which one or more hydrogen atoms are replaced with $-NR_gR_h$, $-NR_gC(=O)R_h$, $-NR_gC(=O)NR_gR_h$, $-NR_gC(=O)OR_h$, $-NR_gSO_2R_h$, $-OC(=O)NR_gR_h$, $-OR_g$, $-SR_g$, $-SOR_g$, $-SO_2R_g$, $-OSO_2R_g$, $-SO_2OR_g$, $=NSO_2R_g$, and $-SO_2NR_gR_h$. “Substituted also means any of the
 - 25 above groups in which one or more hydrogen atoms are replaced with $-C(=O)R_g$, $-C(=O)OR_g$, $-C(=O)NR_gR_h$, $-CH_2SO_2R_g$, $-CH_2SO_2NR_gR_h$. In the foregoing, R_g and R_h are the same or different and independently hydrogen, alkyl, alkoxy, alkylamino, thioalkyl, aryl, aralkyl, cycloalkyl, cycloalkylalkyl, haloalkyl, heterocyclyl, *N*-heterocyclyl, heterocyclylalkyl, heteroaryl, *N*-heteroaryl and/or heteroarylalkyl.
 - 30 “Substituted” further means any of the above groups in which one or more hydrogen atoms are replaced by a bond to an amino, cyano, hydroxyl, imino, nitro, oxo, thioxo,

halo, alkyl, alkoxy, alkylamino, thioalkyl, aryl, aralkyl, cycloalkyl, cycloalkylalkyl, haloalkyl, heterocyclyl, *N*-heterocyclyl, heterocyclalkyl, heteroaryl, *N*-heteroaryl and/or heteroarylalkyl group. In some embodiments, the optional substituent is $-OP(=R_a)(R_b)R_c$, wherein each of R_a , R_b and R_c is as defined for compounds of structure (I). In addition, each of the foregoing substituents may also be optionally substituted with one or more of the above substituents.

“Conjugation” refers to the overlap of one p-orbital with another p-orbital across an intervening sigma bond. Conjugation may occur in cyclic or acyclic compounds. A “degree of conjugation” refers to the overlap of at least one p-orbital with another p-orbital across an intervening sigma bond. For example, 1, 3-butadiene has one degree of conjugation, while benzene and other aromatic compounds typically have multiple degrees of conjugation. Fluorescent and colored compounds typically comprise at least one degree of conjugation.

“Fluorescent” refers to a molecule which is capable of absorbing light of a particular frequency and emitting light of a different frequency. Fluorescence is well-known to those of ordinary skill in the art.

“Colored” refers to a molecule which absorbs light within the colored spectrum (*e.g.*, red, yellow, blue and the like).

A “linker” refers to a contiguous chain of at least one atom, such as carbon, oxygen, nitrogen, sulfur, phosphorous and combinations thereof, which connects a portion of a molecule to another portion of the same molecule or to a different molecule, moiety or solid support (*e.g.*, microparticle). Linkers may connect the molecule via a covalent bond or other means, such as ionic or hydrogen bond interactions.

The term “biomolecule” refers to any of a variety of biological materials, including nucleic acids, carbohydrates, amino acids, polypeptides, glycoproteins, hormones, aptamers and mixtures thereof. More specifically, the term is intended to include, without limitation, RNA, DNA, oligonucleotides, modified or derivatized nucleotides, enzymes, receptors, prions, receptor ligands (including hormones), antibodies, antigens, and toxins, as well as bacteria, viruses, blood cells, and tissue cells. The visually detectable biomolecules of the invention (*e.g.*, the polymers having a

biomolecule linked thereto) are prepared, as further described herein, by contacting a biomolecule with a compound having a reactive group that enables attachment of the biomolecule to the compound via any available atom or functional group, such as an amino, hydroxy, carboxyl, or sulfhydryl group on the biomolecule.

- 5 A “reactive group” is a moiety capable of reacting with a second reactive groups (*e.g.*, a “complementary reactive group”) to form one or more covalent bonds, for example by a displacement, oxidation, reduction, addition or cycloaddition reaction. Exemplary reactive groups are provided in Table 1, and include for example, nucleophiles, electrophiles, dienes, dienophiles, aldehyde, oxime, hydrazone, alkyne, amine, azide, acylazide, acylhalide, nitrile, nitron, sulfhydryl, disulfide, sulfonyl
10 halide, isothiocyanate, imidoester, activated ester, ketone, α,β -unsaturated carbonyl, alkene, maleimide, α -haloimide, epoxide, aziridine, tetrazine, tetrazole, phosphine, biotin, thiirane and the like.

- The terms “visible” and “visually detectable” are used herein to refer to
15 substances that are observable by visual inspection, without prior illumination, or chemical or enzymatic activation. Such visually detectable substances absorb and emit light in a region of the spectrum ranging from about 300 to about 900 nm. Preferably, such substances are intensely colored, preferably having a molar extinction coefficient of at least about 40,000, more preferably at least about 50,000, still more preferably at
20 least about 60,000, yet still more preferably at least about 70,000, and most preferably at least about 80,000 $M^{-1}cm^{-1}$. The compounds of the invention may be detected by observation with the naked eye, or with the aid of an optically based detection device, including, without limitation, absorption spectrophotometers, transmission light microscopes, digital cameras and scanners. Visually detectable substances are not
25 limited to those which emit and/or absorb light in the visible spectrum. Substances which emit and/or absorb light in the ultraviolet (UV) region (about 10 nm to about 400 nm), infrared (IR) region (about 700 nm to about 1 mm), and substances emitting and/or absorbing in other regions of the electromagnetic spectrum are also included with the scope of “visually detectable” substances.

- 30 For purposes of embodiments of the invention, the term "photostable visible dye" refers to a chemical moiety that is visually detectable, as defined

hereinabove, and is not significantly altered or decomposed upon exposure to light. Preferably, the photostable visible dye does not exhibit significant bleaching or decomposition after being exposed to light for at least one hour. More preferably, the visible dye is stable after exposure to light for at least 12 hours, still more preferably at least 24 hours, still yet more preferably at least one week, and most preferably at least one month. Nonlimiting examples of photostable visible dyes suitable for use in the compounds and methods of the invention include azo dyes, thioindigo dyes, quinacridone pigments, dioxazine, phthalocyanine, perinone, diketopyrrolopyrrole, quinophthalone, and triarycarbonium.

As used herein, the term "perylene derivative" is intended to include any substituted perylene that is visually detectable. However, the term is not intended to include perylene itself. The terms "anthracene derivative", "naphthalene derivative", and "pyrene derivative" are used analogously. In some preferred embodiments, a derivative (*e.g.*, perylene, pyrene, anthracene or naphthalene derivative) is an imide, bisimide or hydrazamimide derivative of perylene, anthracene, naphthalene, or pyrene.

The visually detectable molecules of various embodiments of the invention are useful for a wide variety of analytical applications, such as biochemical and biomedical applications, in which there is a need to determine the presence, location, or quantity of a particular analyte (*e.g.*, biomolecule). In another aspect, therefore, the invention provides a method for visually detecting a biomolecule, comprising: (a) providing a biological system with a visually detectable biomolecule comprising the polymer disclosed herein linked to a biomolecule; and (b) detecting the biomolecule by its visible properties. For purposes of embodiments of the invention, the phrase "detecting the biomolecule by its visible properties" means that the biomolecule, without illumination or chemical or enzymatic activation, is observed with the naked eye, or with the aid of an optically based detection device, including, without limitation, absorption spectrophotometers, transmission light microscopes, digital cameras and scanners. A densitometer may be used to quantify the amount of visually detectable biomolecule present. For example, the relative quantity of the biomolecule in two samples can be determined by measuring relative optical density. If the stoichiometry of dye molecules per biomolecule is known, and the extinction

coefficient of the dye molecule is known, then the absolute concentration of the biomolecule can also be determined from a measurement of optical density. As used herein, the term "biological system" is used to refer to any solution or mixture comprising one or more biomolecules in addition to the visually detectable

5 biomolecule. Nonlimiting examples of such biological systems include cells, cell extracts, tissue samples, electrophoretic gels, assay mixtures, and hybridization reaction mixtures.

"Solid support" refers to any solid substrate known in the art for solid-phase support of molecules, for example a "microparticle" refers to any of a number of
10 small particles useful for attachment to compounds of the invention, including, but not limited to, glass beads, magnetic beads, polymeric beads, nonpolymeric beads, and the like. In certain embodiments, a microparticle comprises polystyrene beads.

A "solid support residue" refers to the functional group remaining attached to a molecule when the molecule is cleaved from the solid support. Solid
15 support residues are known in the art and can be easily derived based on the structure of the solid support and the group linking the molecule thereto.

"Base pairing moiety" refers to a heterocyclic moiety capable of hybridizing with a complementary heterocyclic moiety via hydrogen bonds (*e.g.*, Watson-Crick base pairing). Base pairing moieties include natural and unnatural bases.
20 Non-limiting examples of base pairing moieties are RNA and DNA bases such as adenosine, guanosine, thymidine, cytosine and uridine and analogues thereof.

Embodiments of the invention disclosed herein are also meant to encompass all of the disclosed polymers being isotopically-labelled by having one or more atoms replaced by an atom having a different atomic mass or mass number.

25 Examples of isotopes that can be incorporated into the disclosed compounds include isotopes of hydrogen, carbon, nitrogen, oxygen, phosphorous, fluorine, chlorine, and iodine, such as ^2H , ^3H , ^{11}C , ^{13}C , ^{14}C , ^{13}N , ^{15}N , ^{15}O , ^{17}O , ^{18}O , ^{31}P , ^{32}P , ^{35}S , ^{18}F , ^{36}Cl , ^{123}I , and ^{125}I , respectively.

Isotopically-labeled polymers can generally be prepared by conventional
30 techniques known to those skilled in the art or by processes analogous to those

described below and in the following Examples using an appropriate isotopically-labeled reagent in place of the non-labeled reagent previously employed.

“Stable compound” and “stable structure” are meant to indicate a compound that is sufficiently robust to survive isolation to a useful degree of purity from a reaction mixture, and formulation into an efficacious therapeutic agent.

“Optional” or “optionally” means that the subsequently described event or circumstances may or may not occur, and that the description includes instances where said event or circumstance occurs and instances in which it does not. For example, “optionally substituted alkyl” means that the alkyl group may or may not be substituted and that the description includes both substituted alkyl groups and alkyl groups having no substitution.

“Salt” includes both acid and base addition salts.

“Acid addition salt” refers to those salts which are formed with inorganic acids such as, but not limited to, hydrochloric acid, hydrobromic acid, sulfuric acid, nitric acid, phosphoric acid and the like, and organic acids such as, but not limited to, acetic acid, 2,2-dichloroacetic acid, adipic acid, alginic acid, ascorbic acid, aspartic acid, benzenesulfonic acid, benzoic acid, 4-acetamidobenzoic acid, camphoric acid, camphor-10-sulfonic acid, capric acid, caproic acid, caprylic acid, carbonic acid, cinnamic acid, citric acid, cyclamic acid, dodecylsulfuric acid, ethane-1,2-disulfonic acid, ethanesulfonic acid, 2-hydroxyethanesulfonic acid, formic acid, fumaric acid, galactaric acid, gentisic acid, glucoheptonic acid, gluconic acid, glucuronic acid, glutamic acid, glutaric acid, 2-oxo-glutaric acid, glycerophosphoric acid, glycolic acid, hippuric acid, isobutyric acid, lactic acid, lactobionic acid, lauric acid, maleic acid, malic acid, malonic acid, mandelic acid, methanesulfonic acid, mucic acid, naphthalene-1,5-disulfonic acid, naphthalene-2-sulfonic acid, 1-hydroxy-2-naphthoic acid, nicotinic acid, oleic acid, orotic acid, oxalic acid, palmitic acid, pamoic acid, propionic acid, pyroglutamic acid, pyruvic acid, salicylic acid, 4-aminosalicylic acid, sebacic acid, stearic acid, succinic acid, tartaric acid, thiocyanic acid, *p*-toluenesulfonic acid, trifluoroacetic acid, undecylenic acid, and the like.

“Base addition salt” refers to those salts which are prepared from addition of an inorganic base or an organic base to the free acid. Salts derived from

inorganic bases include, but are not limited to, sodium, potassium, lithium, ammonium, calcium, magnesium, iron, zinc, copper, manganese, aluminum salts and the like. Salts derived from organic bases include, but are not limited to, salts of primary, secondary, and tertiary amines, substituted amines including naturally occurring substituted amines, cyclic amines and basic ion exchange resins, such as ammonia, isopropylamine, trimethylamine, diethylamine, triethylamine, tripropylamine, diethanolamine, ethanolamine, deanol, 2-dimethylaminoethanol, 2-diethylaminoethanol, dicyclohexylamine, lysine, arginine, histidine, caffeine, procaine, hydrabamine, choline, betaine, benethamine, benzathine, ethylenediamine, glucosamine, methylglucamine, theobromine, triethanolamine, tromethamine, purines, piperazine, piperidine, *N*-ethylpiperidine, polyamine resins and the like. Particularly preferred organic bases are isopropylamine, diethylamine, ethanolamine, trimethylamine, dicyclohexylamine, choline and caffeine.

Crystallizations may produce a solvate of the compounds or polymers described herein. Embodiments of the present invention include all solvates of the described polymers and compounds. As used herein, the term "solvate" refers to an aggregate that comprises one or more molecules of a compound of the invention with one or more molecules of solvent. The solvent may be water, in which case the solvate may be a hydrate. Alternatively, the solvent may be an organic solvent. Thus, the compounds of the present invention may exist as a hydrate, including a monohydrate, dihydrate, hemihydrate, sesquihydrate, trihydrate, tetrahydrate and the like, as well as the corresponding solvated forms. The polymers and compounds of the invention may be true solvates, while in other cases the compounds of the invention may merely retain adventitious water or another solvent or be a mixture of water plus some adventitious solvent.

Embodiments of the compounds of the invention (also referred to herein as polymers), or their salts, tautomers or solvates may contain one or more asymmetric centers and may thus give rise to enantiomers, diastereomers, and other stereoisomeric forms that may be defined, in terms of absolute stereochemistry, as (*R*)- or (*S*)- or, as (*D*)- or (*L*)- for amino acids. Embodiments of the present invention are meant to include all such possible isomers, as well as their racemic and optically pure forms.

Optically active (+) and (-), (*R*)- and (*S*)-, or (*D*)- and (*L*)- isomers may be prepared using chiral synthons or chiral reagents, or resolved using conventional techniques, for example, chromatography and fractional crystallization. Conventional techniques for the preparation/isolation of individual enantiomers include chiral synthesis from a
5 suitable optically pure precursor or resolution of the racemate (or the racemate of a salt or derivative) using, for example, chiral high pressure liquid chromatography (HPLC). When the compounds described herein contain olefinic double bonds or other centers of geometric asymmetry, and unless specified otherwise, it is intended that the compounds include both *E* and *Z* geometric isomers. Likewise, all tautomeric forms are also
10 intended to be included.

A “stereoisomer” refers to a compound made up of the same atoms bonded by the same bonds but having different three-dimensional structures, which are not interchangeable. The present invention contemplates various stereoisomers and mixtures thereof and includes “enantiomers”, which refers to two stereoisomers whose
15 molecules are nonsuperimposable mirror images of one another.

A “tautomer” refers to a proton shift from one atom of a molecule to another atom of the same molecule. The present invention includes tautomers of the disclosed polymers. Various tautomeric forms of the polymers are easily derivable by those of ordinary skill in the art.

20 The chemical naming protocol and structure diagrams used herein are a modified form of the I.U.P.A.C. nomenclature system, using the ACD/Name Version 9.07 software program and/or ChemDraw Ultra Version 11.0 software naming program (CambridgeSoft). Common names familiar to one of ordinary skill in the art are also used.

25 As noted above, in one embodiment of the present invention, polymers useful as fluorescent and/or colored dyes in various analytical methods are provided. In general terms, embodiments of the present invention are directed to dimers and higher polymers of fluorescent and/or colored moieties. The fluorescent and or colored moieties are linked by a linking moiety (e.g., a portion of the polymer backbone)
30 comprising one or more charged moiety, for example at least two charged moieties. Without wishing to be bound by theory, it is believed that the presence of charge in the

linker helps to maintain sufficient spatial distance between the fluorescent and/or colored moieties such that intramolecular quenching is reduced or eliminated, thus resulting in a dye compound having a high molar “brightness” (e.g., high fluorescence emission).

5 Accordingly, in some embodiments is provided a polymer comprising:

i) a backbone;

ii) two or more charged moieties on the backbone; and

iii) first and second colored or fluorescent moieties on the backbone,

wherein the two or more charged moieties are in a position on the polymer backbone
10 between the first and second colored or fluorescent moieties, and provided that at least one of the charged moieties is not phosphate. In other embodiments at least one of the charged moieties is not an amino acid, for example in some embodiments the polymers do not include peptide-like backbones.

In some embodiments, the charged moieties are positively charged. For
15 example, in some embodiments the charged moieties comprise a protonated amine or quaternary amine functional group.

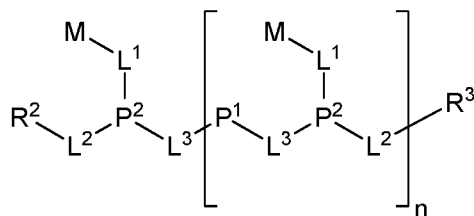
In other embodiments, the charged moieties are negatively charged. For example, in some embodiments the charged moieties comprise a carboxylic acid or sulfate functional group.

20 The charged moieties may be included in the polymer in a variety of different manners. For example, in some embodiments the charged moieties are within the polymer backbone (i.e., part of the polymer backbone). In other embodiments, the charged moieties are covalently bound pendent to the backbone via an optional linker.

The polymer backbone can be formed from any type of monomer, and
25 include all the same monomers (homopolymer) or a mixture of different monomers (copolymer). In some embodiments, the backbone comprises a backbone resulting from polymerization of: a phosphoramidite and an alcohol; an amine and an epoxide; an amine and an aldehyde; N-carboxyanhydride, or a combination thereof.

In other embodiments, the backbone comprises a polyamide, a
30 polyamine, dextrin, dextran, cellulose, chitosan, polyacrylate, polysulfate or polycarboxylic acid.

In some embodiments, the polymer has the following structure (I):



(I)

or a stereoisomer, salt or tautomer thereof, wherein:

5 M is, at each occurrence, independently the fluorescent or colored moiety;

P¹ is, at each occurrence, independently a section of the backbone comprising the two charged moieties;

10 P² is, at each occurrence, independently a section of the backbone to which the fluorescent or colored moiety is attached;

L¹ is at each occurrence, independently either: i) an optional alkylene, alkenylene, alkynylene, heteroalkylene, heteroalkenylene, heteroalkynylene or heteroatomic linker; or ii) a linker comprising a functional group capable of formation by reaction of two complementary reactive groups;

15 L² is at each occurrence, independently absent, a section of the backbone or a linker linking P² to R² or P² to R³;

L³ is, at each occurrence, independently an optional linker linking P¹ to P²;

R¹ is, at each occurrence, independently H, alkyl or alkoxy;

20 R² and R³ are each independently H, OH, SH, alkyl, alkoxy, alkylether, heteroalkyl, -OP(=R_a)(R_b)R_c, Q or L';

R_a is O or S;

R_b is OH, SH, O⁻, S⁻, OR_d or SR_d;

25 R_c is OH, SH, O⁻, S⁻, OR_d, OL', SR_d, alkyl, alkoxy, heteroalkyl, heteroalkoxy, alkylether, alkoxyalkylether, phosphate, thiophosphate, phosphoalkyl, thiophosphoalkyl, phosphoalkylether or thiophosphoalkylether;

R_d is a counter ion;

Q is, at each occurrence, independently a moiety comprising a reactive group, or protected analogue thereof, capable of forming a covalent bond with an analyte molecule, a targeting moiety, a solid support or a complementary reactive group Q';

5 L' is, at each occurrence, independently a linker comprising a covalent bond to Q, a linker comprising a covalent bond to a targeting moiety, a linker comprising a covalent bond to an analyte molecule, a linker comprising a covalent bond to a solid support, a linker comprising a covalent bond to a solid support residue, a linker comprising a covalent bond to a nucleoside or a linker comprising a covalent
10 bond to a further compound of structure (I); and

n is an integer of one or greater.

In other embodiments of structure (I):

M is, at each occurrence, independently the fluorescent or colored moiety;

15 P¹ is, at each occurrence, independently a section of the backbone comprising the two charged moieties;

P² is, at each occurrence, independently a section of the backbone to which the fluorescent or colored moiety is attached;

L¹ is at each occurrence, independently either: i) an optional alkylene, alkenylene, alkynylene, heteroalkylene, heteroalkenylene, heteroalkynylene or heteroatomic linker; or ii) a linker comprising a functional group capable of formation by reaction of two complementary reactive groups;

L² is at each occurrence, independently absent, a section of the backbone or a linker linking P² to R² or P² to R³;

25 L³ is, at each occurrence, independently an optional linker linking P¹ to P²;

R¹ is, at each occurrence, independently H, alkyl or alkoxy;

R² and R³ are each independently a polymer terminal group, H, OH, SH, amino, alkylaminyl, alkyl, alkoxy, alkylether, -OP(=R_a)(R_b)R_c, Q, a linker comprising a
30 covalent bond to Q, a linker comprising a covalent bond to an analyte molecule, a linker comprising a covalent bond to a solid support or a linker comprising a covalent bond to

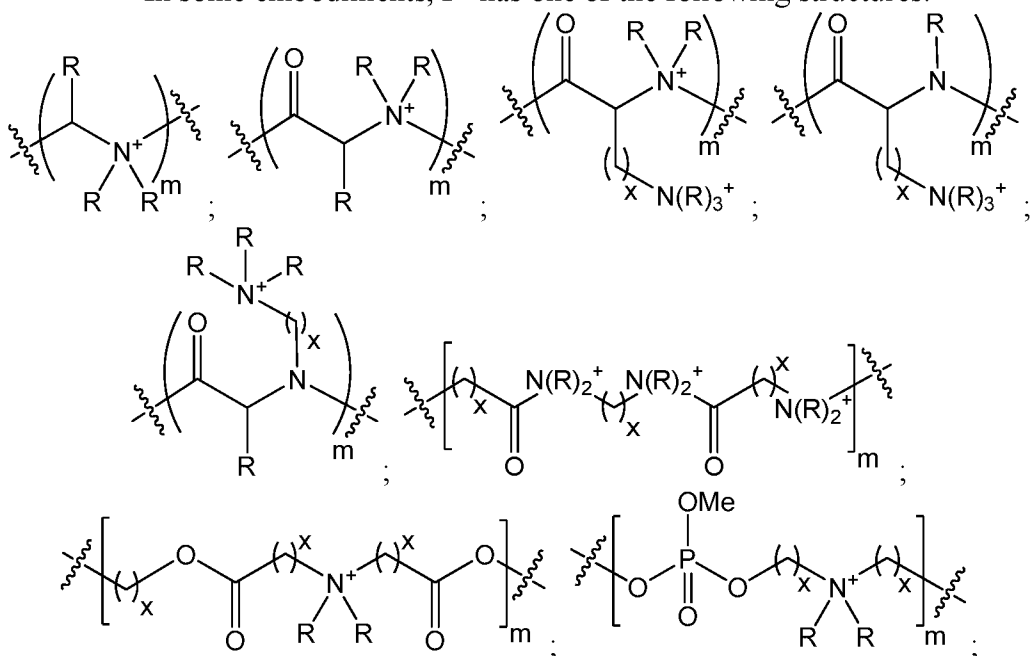
a further compound of structure (I), wherein: R_a is O or S; R_b is OH, SH, O^- , S^- , OR_d or SR_d ; R_c is OH, SH, O^- , S^- , OR_d , SR_d , alkyl, alkoxy, alkylether, alkoxyalkylether, phosphate, thiophosphate, phosphoalkyl, thiophosphoalkyl, phosphoalkylether or thiophosphoalkylether; and is a C_1 - C_6 alkyl or a counter ion;

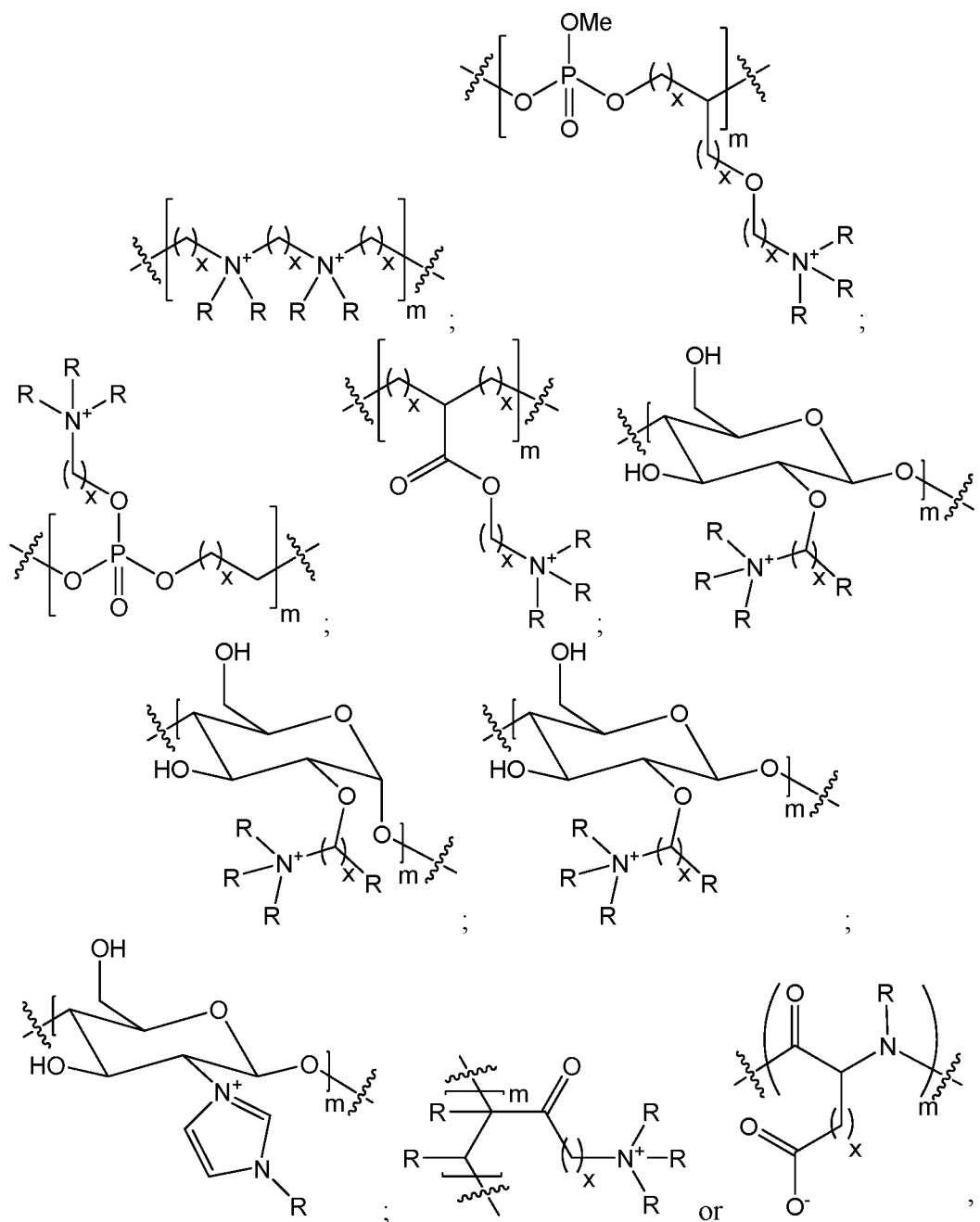
- 5 Q is, at each occurrence, independently a moiety comprising a reactive group capable of forming a covalent bond with an analyte molecule, a solid support or a complementary reactive group Q'; and

n is an integer of one or greater.

- The various linkers, substituents and backbone sections (e.g., M, Q, R, R^2 , R^3 , L' , L^1 , L^2 , L^3 , P^1 and P^2) in the polymer are optionally substituted with one more substituent. For example, in some embodiments the optional substituent is selected to optimize the water solubility or other property of the polymer. In certain embodiments, each alkyl, alkoxy, alkylether, alkoxyalkylether, phosphoalkyl, thiophosphoalkyl, phosphoalkylether and thiophosphoalkylether in the polymer is optionally substituted with one more substituent selected from the group consisting of heteroalkyl, hydroxyl, alkoxy, alkylether, alkoxyalkylether, sulfhydryl, amino, alkylamino, carboxyl, phosphate, thiophosphate, phosphoalkyl, thiophosphoalkyl, phosphoalkylether and thiophosphoalkylether. In certain embodiments the optional substituent is $-OP(=R_a)(R_b)R_c$, where R_a , R_b and R_c are as defined for the compound of structure (I).

- 20 In some embodiments, P^1 has one of the following structures:





5 wherein:

R is H or C₁-C₆ alkyl;

x is an integer from 0 to 6; and

m is an integer of 1 or greater, provided that m is selected such that P¹ comprises at least two charged moieties.

10 The optional linker L¹ can be used as a point of attachment of the M moiety to the remainder of the compound. For example, in some embodiments a synthetic precursor of the polymer is prepared, and the M moiety is attached to the

synthetic precursor using any number of facile methods known in the art, for example methods referred to as “click chemistry.” For this purpose any reaction which is rapid and substantially irreversible can be used to attach M to the synthetic precursor to form the final polymer. Exemplary reactions include the copper catalyzed reaction of an
5 azide and alkyne to form a triazole (Huisgen 1, 3-dipolar cycloaddition), reaction of a diene and dienophile (Diels-Alder), strain-promoted alkyne-nitrone cycloaddition, reaction of a strained alkene with an azide, tetrazine or tetrazole, alkene and azide [3+2] cycloaddition, alkene and tetrazine inverse-demand Diels-Alder, alkene and tetrazole photoreaction and various displacement reactions, such as displacement of a leaving
10 group by nucleophilic attack on an electrophilic atom. Exemplary displacement reactions include reaction of an amine with: an activated ester; an N-hydroxysuccinimide ester; an isocyanate; an isothiocyanate or the like. In some embodiments the reaction to form L^1 may be performed in an aqueous environment.

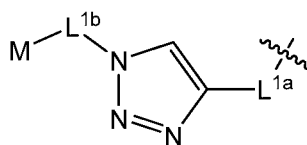
Accordingly, in some embodiments L^1 is at each occurrence a linker
15 comprising a functional group capable of formation by reaction of two complementary reactive groups, for example a functional group which is the product of one of the foregoing “click” reactions. In various embodiments, for at least one occurrence of L^1 , the functional group can be formed by reaction of an aldehyde, oxime, hydrazone, alkyne, amine, azide, acylazide, acylhalide, nitrile, nitrone, sulfhydryl, disulfide,
20 sulfonyl halide, isothiocyanate, imidoester, activated ester (e.g., N-hydroxysuccinimide ester), ketone, α,β -unsaturated carbonyl, alkene, maleimide, α -haloimide, epoxide, aziridine, tetrazine, tetrazole, phosphine, biotin or thiirane functional group with a complementary reactive group. For example, reaction of an amine with an N-hydroxysuccinimide ester or isothiocyanate.

25 In other embodiments, for at least one occurrence of L^1 , the functional group can be formed by reaction of an alkyne and an azide. In other embodiments, for at least one occurrence of L^1 , the functional group can be formed by reaction of an amine (e.g., primary amine) and an N-hydroxysuccinimide ester or isothiocyanate.

In more embodiments, for at least one occurrence of L^1 , the functional
30 group comprises an alkene, ester, amide, thioester, disulfide, carbocyclic, heterocyclic or heteroaryl group. In more embodiments, for at least one occurrence of L^1 , the

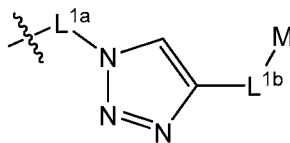
functional group comprises an alkene, ester, amide, thioester, thiourea, disulfide, carbocyclic, heterocyclic or heteroaryl group. In other embodiments, the functional group comprises an amide or thiourea. In some more specific embodiments, for at least one occurrence of L^1 , L^1 is a linker comprising a triazolyl functional group. While in
 5 other embodiments, for at least one occurrence of L^1 , L^1 is a linker comprising an amide or thiourea functional group.

In still other embodiments, for at least one occurrence of L^1 , L^1 -M has the following structure:



10 wherein L^{1a} and L^{1b} are each independently optional linkers.

In different embodiments, for at least one occurrence of L^1 , L^1 -M has the following structure:



wherein L^{1a} and L^{1b} are each independently optional linkers.

15 In various embodiments of the foregoing, L^{1a} or L^{1b} , or both, is absent. In other embodiments, L^{1a} or L^{1b} , or both, is present.

In still other different embodiments of structure (I), L^1 is at each occurrence, independently an optional alkylene or heteroalkylene linker.

In more embodiments, L^2 and L^3 are, at each occurrence, independently
 20 C_1 - C_6 alkylene, C_2 - C_6 alkenylene or C_2 - C_6 alkynylene.

In other various embodiments, R^2 and R^3 are each independently OH or $-OP(=R_a)(R_b)R_c$. In some different embodiments, R^2 or R^3 is OH or $-OP(=R_a)(R_b)R_c$, and the other of R^2 or R^3 is Q or a linker comprising a covalent bond to Q.

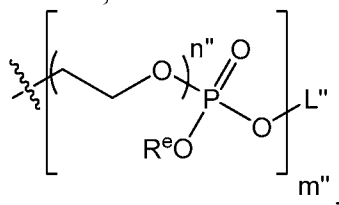
In still more different embodiments of any of the foregoing compounds
 25 of structure (I), R^2 and R^3 are each independently $-OP(=R_a)(R_b)R_c$. In some of these embodiments, R_c is OL' .

In other embodiments, R^2 and R^3 are each independently $-OP(=R_a)(R_b)OL'$, and L' is an alkylene or heteroalkylene linker to: Q, a targeting

moiety, an analyte (e.g., analyte molecule), a solid support, a solid support residue, a nucleoside or a further compound of structure (I).

The linker L' can be any linker suitable for attaching Q, a targeting moiety, an analyte (e.g., analyte molecule), a solid support, a solid support residue, a nucleoside or a further compound of structure (I) to the compound of structure (I). Advantageously certain embodiments include use of L' moieties selected to increase or optimize water solubility of the compound. In certain embodiments, L' is a heteroalkylene moiety. In some other certain embodiments, L' comprises an alkylene oxide or phosphodiester moiety, or combinations thereof.

In certain embodiments, L' has the following structure:



wherein:

m'' and n'' are independently an integer from 1 to 10;

R^e is H, an electron pair or a counter ion;

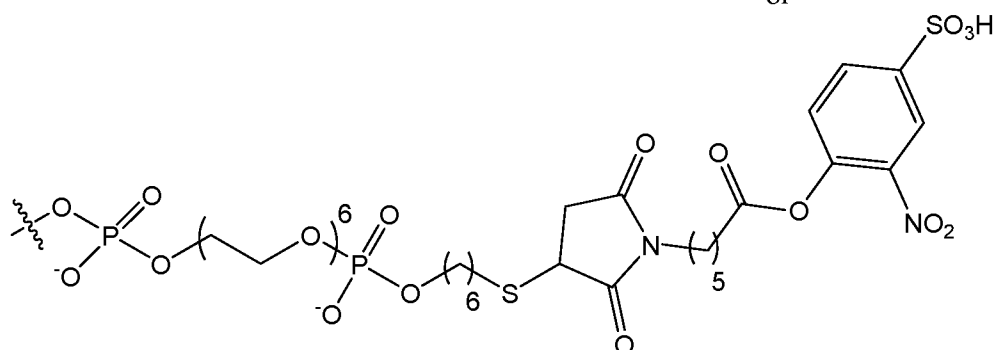
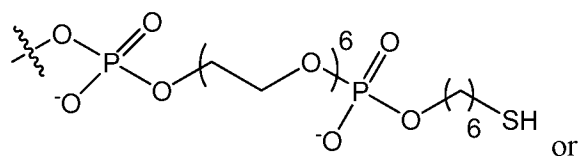
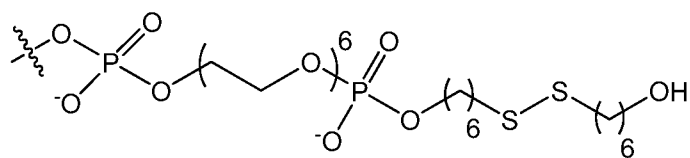
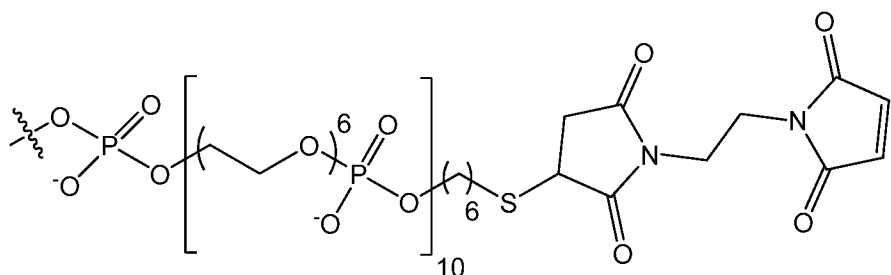
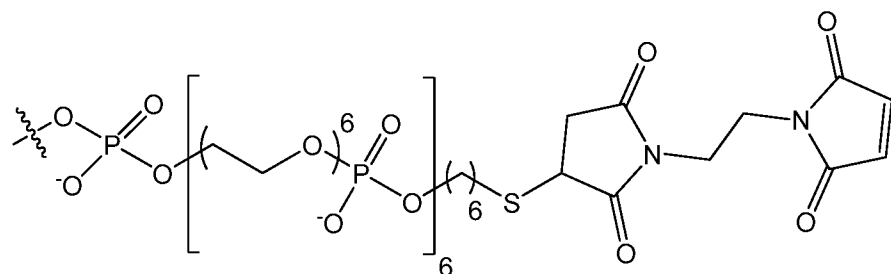
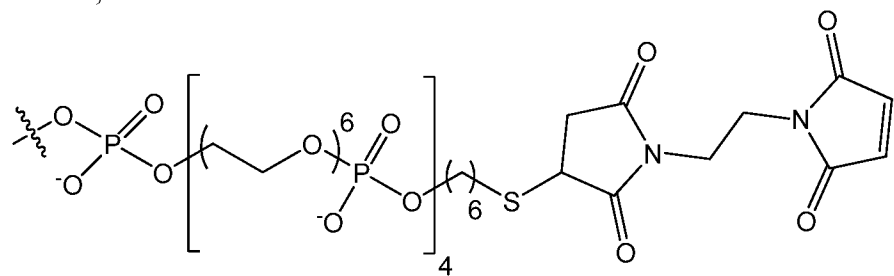
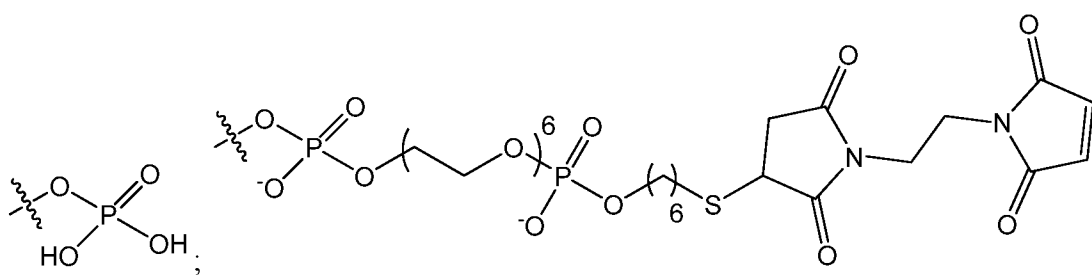
L'' is R^e or a direct bond or linkage to: Q, a targeting moiety, an analyte (e.g., analyte molecule), a solid support, a solid support residue, a nucleoside or a further compound of structure (I).

In some embodiments, m'' is an integer from 4 to 10, for example 4, 6 or 10. In other embodiments n'' is an integer from 3 to 6, for example 3, 4, 5 or 6.

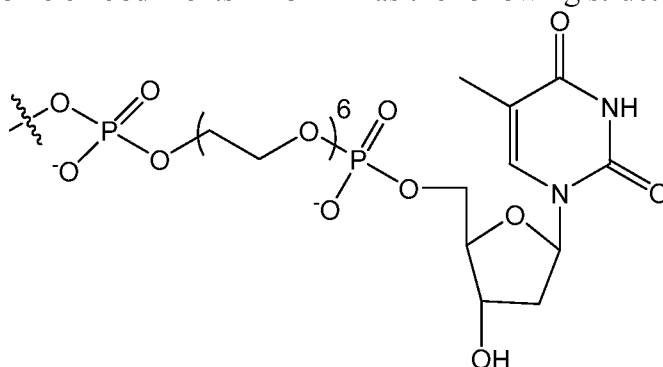
In some other embodiments, L'' is an alkylene or heteroalkylene moiety. In some other certain embodiments, L'' comprises an alkylene oxide, phosphodiester moiety, sulfhydryl, disulfide or maleimide moiety or combinations thereof.

In certain of the foregoing embodiments, the targeting moiety is an antibody or cell surface receptor antagonist.

In other more specific embodiments of any of the foregoing compounds of structure (I), R^2 or R^3 has one of the following structures:



Certain embodiments of compounds of structure (I) can be prepared according to solid-phase synthetic methods analogous to those known in the art for preparation of oligonucleotides. Accordingly, in some embodiments, L' is a linkage to a solid support, a solid support residue or a nucleoside. Solid supports comprising an activated deoxythymidine (dT) group are readily available, and in some embodiments can be employed as starting material for preparation of compounds of structure (I). Accordingly, in some embodiments R^2 or R^3 has the following structure:



One of skill in the art will understand that the dT group depicted above is included for ease of synthesis and economic efficiencies only, and is not required. Other solid supports can be used and would result in a different nucleoside or solid support residue being present on L', or the nucleoside or solid support residue can be removed or modified post synthesis.

In still other embodiments, Q is, at each occurrence, independently a moiety comprising a reactive group capable of forming a covalent bond with an analyte molecule or a solid support. In other embodiments, Q is, at each occurrence, independently a moiety comprising a reactive group capable of forming a covalent bond with a complementary reactive group Q'. For example, in some embodiments, Q' is present on a further polymer (e.g., in the R^2 or R^3 position of structure (I)), and Q and Q' comprise complementary reactive groups such that reaction of the polymer and the further polymer results in covalently bound dimer of the polymer. Multimer polymers can also be prepared in an analogous manner and are included within the scope of embodiments of the invention.

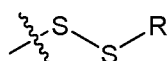
The type of Q group and connectivity of the Q group to the remainder of the polymer is not limited, provided that Q comprises a moiety having appropriate reactivity for forming the desired bond.

In certain embodiments, Q is a moiety which is not susceptible to hydrolysis under aqueous conditions, but is sufficiently reactive to form a bond with a corresponding group on an analyte molecule or solid support (e.g., an amine, azide or alkyne).

5 Certain embodiments of the polymers comprise Q groups commonly employed in the field of bioconjugation. For example in some embodiments, Q comprises a nucleophilic reactive group, an electrophilic reactive group or a cycloaddition reactive group. In some more specific embodiments, Q comprises a
10 sulfhydryl, disulfide, activated ester, isothiocyanate, azide, alkyne, alkene, diene, dienophile, acid halide, sulfonyl halide, phosphine, α -haloamide, biotin, amino or maleimide functional group. In some embodiments, the activated ester is an N-succinimide ester, imidoester or polyfluorophenyl ester. In other embodiments, the alkyne is an alkyl azide or acyl azide.

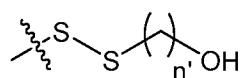
 The Q groups can be conveniently provided in protected form to increase
15 storage stability or other desired properties, and then the protecting group removed at the appropriate time for conjugation with, for example, a targeting moiety or analyte. Accordingly, Q groups include “protected forms” of a reactive group, including any of the reactive groups described above and in the Table 1 below. A “protected form” of Q refers to a moiety having lower reactivity under predetermined reaction conditions
20 relative to Q, but which can be converted to Q under conditions, which preferably do not degrade or react with other portions of the compound of structure (I). One of skill in the art can derive appropriate protected forms of Q based on the particular Q and desired end use and storage conditions. For example, when Q is SH, a protected form of Q includes a disulfide, which can be reduced to reveal the SH moiety using commonly
25 known techniques and reagents.

 In other embodiments, the Q moiety is conveniently masked (e.g., protected) as a disulfide moiety, which can later be reduced to provide an activated Q moiety for binding to a desired analyte molecule or targeting moiety. For example, the Q moiety may be masked as a disulfide having the following structure:



30

wherein R is an optionally substituted alkyl group. For example, in some embodiments, Q is provided as a disulfide moiety having the following structure:

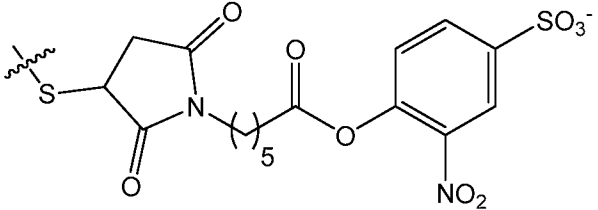
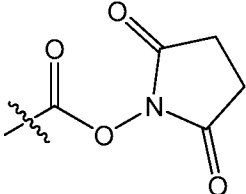
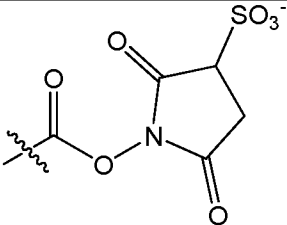
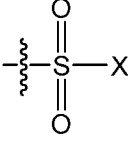
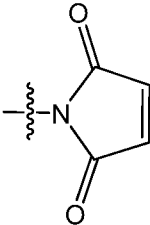
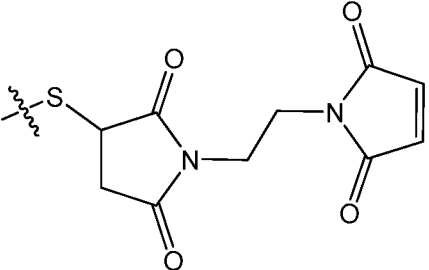
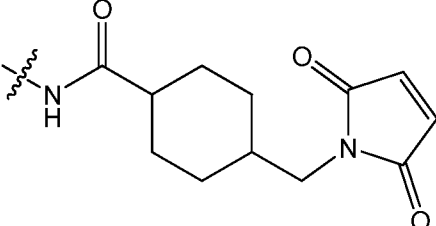


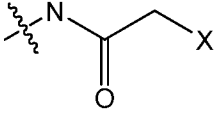
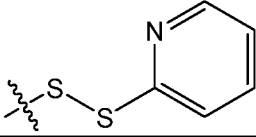
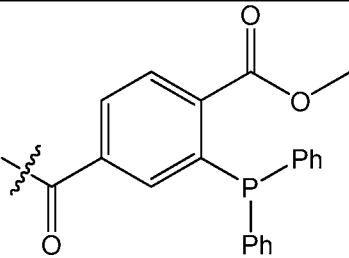

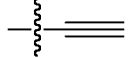
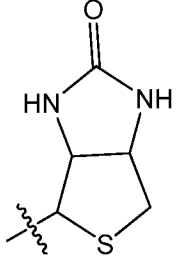
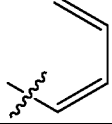
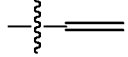
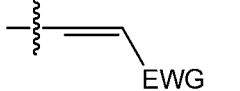

where n is an integer from 1 to 10, for example 6.

5 Exemplary Q moieties are provided in Table I below.

Table 1. Exemplary Q Moieties

Structure	Class
	Sulfhydryl
	Isothiocyanate
	Imidoester
	Acyl Azide
	Activated Ester
	Activated Ester
	Activated Ester

Structure	Class
	Activated Ester
	Activated Ester
	Activated Ester
 <p>X = halo</p>	Sulfonyl halide
	Maleimide
	Maleimide
	Maleimide

Structure	Class
 X = halo	α -haloimide
	Disulfide
	Phosphine
	Azide
	Alkyne
	Biotin
	Diene
	Alkene/dienophile
 EWG = electron withdrawing group	Alkene/dienophile
	Amino

It should be noted that in some embodiments, wherein Q is SH, the SH moiety will tend to form disulfide bonds with another sulfhydryl group on another polymer. Accordingly, some embodiments include polymers, which are in the form of disulfide dimers, the disulfide bond being derived from SH Q groups.

In some other embodiments, one of R^2 or R^3 is OH or $-OP(=R_a)(R_b)R_c$, and the other of R^2 or R^3 is a linker comprising a covalent bond to an analyte molecule or a linker comprising a covalent bond to a solid support. For example, in some embodiments the analyte molecule is a nucleic acid, amino acid or a polymer thereof.

- 5 In other embodiments, the analyte molecule is an enzyme, receptor, receptor ligand, antibody, glycoprotein, aptamer or prion. In still different embodiments, the solid support is a polymeric bead or nonpolymeric bead.

The fluorescence intensity can also be tuned by selection of different values of n . In certain embodiments, n is an integer from 1 to 100. In other
10 embodiments, n is an integer from 1 to 10.

The fluorescent or colored moiety (“M”) is selected based on the desired optical properties, for example based on a desired color and/or fluorescence emission wavelength. In some embodiments, M is the same at each occurrence; however, it is important to note that each occurrence of M need not be an identical M, and certain
15 embodiments include compounds wherein M is not the same at each occurrence. For example, in some embodiments each M is not the same and the different M moieties are selected to have absorbance and/or emissions for use in fluorescence resonance energy transfer (FRET) methods. For example, in such embodiments the different M moieties are selected such that absorbance of radiation at one wavelength causes emission of
20 radiation at a different wavelength by a FRET mechanism. Exemplary M moieties can be appropriately selected by one of ordinary skill in the art based on the desired end use. Exemplary M moieties for FRET methods include fluorescein and 5-TAMRA (5-carboxytetramethylrhodamine, succinimidyl ester) dyes.

M may be attached to the remainder of the molecule from any position
25 (i.e., atom) on M. One of skill in the art will recognize means for attaching M to the remainder of molecule. Exemplary methods include the “click” reactions described herein.

In some embodiments, M is a fluorescent or colored moiety. Any fluorescent and/or colored moiety may be used, for examples those known in the art and
30 typically employed in colorimetric, UV, and/or fluorescent assays may be used. Examples of M moieties which are useful in various embodiments of the invention

include, but are not limited to: Xanthene derivatives (e.g., fluorescein, rhodamine, Oregon green, eosin or Texas red); Cyanine derivatives (e.g., cyanine, indocarbocyanine, oxacarbocyanine, thiocarbocyanine or merocyanine); Squaraine derivatives and ring-substituted squaraines, including Seta, SeTau, and Square dyes;

5 Naphthalene derivatives (e.g., dansyl and prodan derivatives); Coumarin derivatives; oxadiazole derivatives (e.g., pyridyloxazole, nitrobenzoxadiazole or benzoxadiazole); Anthracene derivatives (e.g., anthraquinones, including DRAQ5, DRAQ7 and CyTRAK Orange); Pyrene derivatives such as cascade blue; Oxazine derivatives (e.g., Nile red, Nile blue, cresyl violet, oxazine 170); Acridine derivatives (e.g., proflavin,

10 acridine orange, acridine yellow); Arylmethine derivatives: auramine, crystal violet, malachite green; and Tetrapyrrole derivatives (e.g., porphin, phthalocyanine or bilirubin). Other exemplary M moieties include: Cyanine dyes, xanthate dyes (e.g., Hex, Vic, Nedd, Joe or Tet); Yakima yellow; Redmond red; tamra; texas red and alexa fluor® dyes.

15 In still other embodiments of any of the foregoing, M comprises three or more aryl or heteroaryl rings, or combinations thereof, for example four or more aryl or heteroaryl rings, or combinations thereof, or even five or more aryl or heteroaryl rings, or combinations thereof. In some embodiments, M comprises six aryl or heteroaryl rings, or combinations thereof. In further embodiments, the rings are fused. For

20 example in some embodiments, M comprises three or more fused rings, four or more fused rings, five or more fused rings, or even six or more fused rings.

In some embodiments, M is cyclic. For example, in some embodiments M is carbocyclic. In other embodiment, M is heterocyclic. In still other embodiments of the foregoing, M, at each occurrence, independently comprises an aryl moiety. In

25 some of these embodiments, the aryl moiety is multicyclic. In other more specific examples, the aryl moiety is a fused-multicyclic aryl moiety, for example which may comprise at least 3, at least 4, or even more than 4 aryl rings.

In other embodiments of any of the foregoing polymers, such as polymers of structure (I), M, at each occurrence, independently comprises at least one

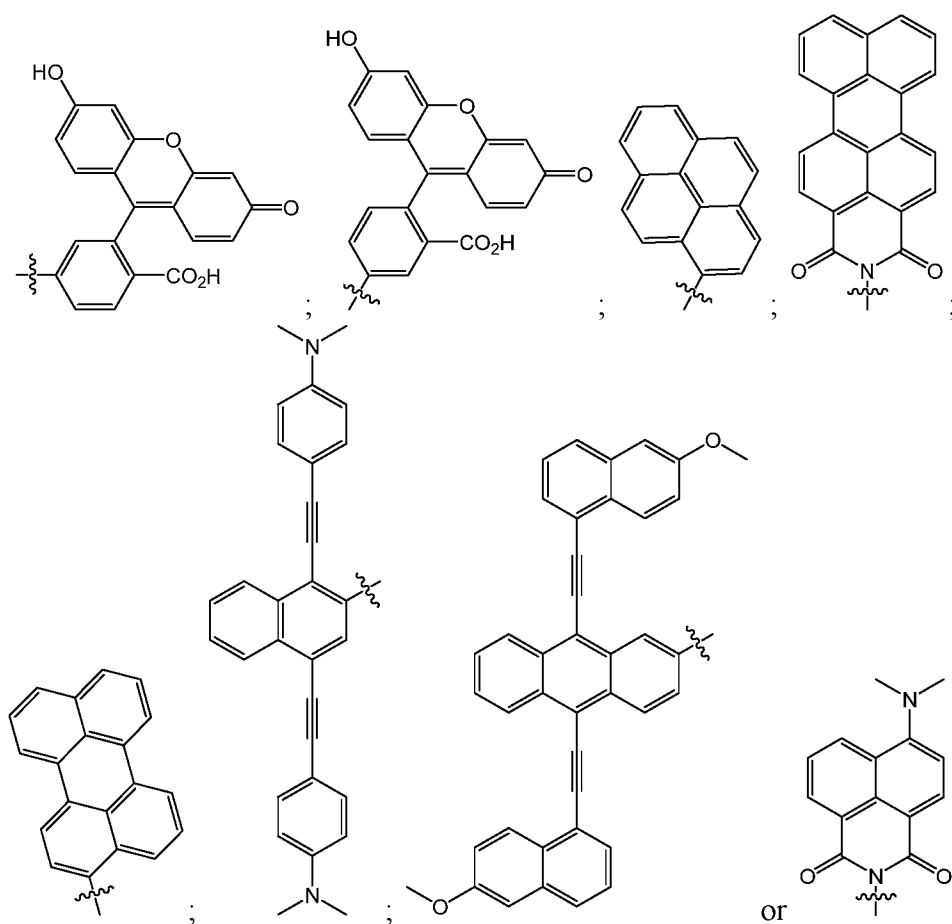
30 heteroatom. For example, in some embodiments, the heteroatom is nitrogen, oxygen or sulfur.

In still more embodiments of any of the foregoing, M, at each occurrence, independently comprises at least one substituent. For example, in some embodiments the substituent is a fluoro, chloro, bromo, iodo, amino, alkylamino, arylamino, hydroxy, sulfhydryl, alkoxy, aryloxy, phenyl, aryl, methyl, ethyl, propyl, butyl, isopropyl, t-butyl, carboxy, sulfonate, amide, or formyl group.

In some even more specific embodiments of the foregoing, M, at each occurrence, independently is a dimethylaminostilbene, quinacridone, fluorophenyl-dimethyl-BODIPY, his-fluorophenyl-BODIPY, acridine, terrylene, sexiphenyl, porphyrin, benzopyrene, (fluorophenyl-dimethyl-difluorobora-diaza-indacene)phenyl, (bis-fluorophenyl-difluorobora-diaza-indacene)phenyl, quaterphenyl, bi-benzothiazole, ter-benzothiazole, bi-naphthyl, bi-anthracyl, squaraine, squarylium, 9, 10-ethynylantracene or ter-naphthyl moiety. In other embodiments, M is, at each occurrence, independently p-terphenyl, perylene, azobenzene, phenazine, phenanthroline, acridine, thioxanthrene, chrysene, rubrene, coronene, cyanine, perylene imide, or perylene amide or a derivative thereof. In still more embodiments, M is, at each occurrence, independently a coumarin dye, resorufin dye, dipyrrometheneboron difluoride dye, ruthenium bipyridyl dye, energy transfer dye, thiazole orange dye, polymethine or N-aryl-1,8-naphthalimide dye.

In still more embodiments of any of the foregoing, M at each occurrence is the same. In other embodiments, each M is different. In still more embodiments, one or more M is the same and one or more M is different.

In some embodiments, M is pyrene, perylene, perylene monoimide or 6-FAM or derivative thereof. In some other embodiments, M has one of the following structures:



Although M moieties comprising carboxylic acid groups are depicted in the anionic form (CO_2^-) above, one of skill in the art will understand that this will vary depending on pH, and the protonated form (CO_2H) is included in various embodiments.

In some specific embodiments, the polymer is a polymer selected from Table 2.

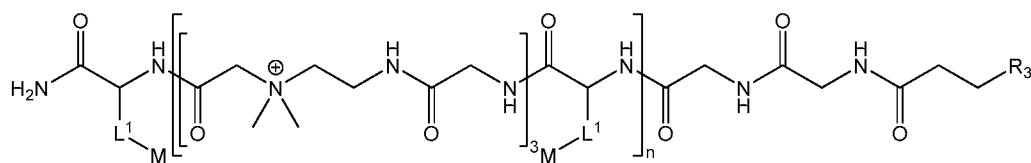
Table 2. Exemplary Polymers

No.	Structure
I-1	

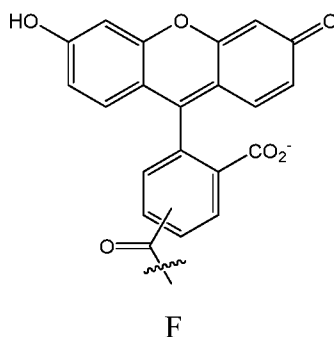
No.	Structure
I-2	<p>Chemical structure I-2: A polymer repeat unit. The structure is shown as $R^2 \left[\left(\text{N}^+(\text{H}_2) \text{CH}_2 \text{CH}_2 \text{CH}_2 \text{N}^+(\text{H}_2) \text{CH}_2 \text{CH}_2 \text{CH}_2 \right)_x \left(\text{O} \text{P}(=\text{O})(\text{OH}) \text{OCH}_2 \text{CH}_2 \text{CH}_2 \right)_y \right] R^3$. The quaternary ammonium cation is represented by $\text{N}^+(\text{H}_2)$ and the phosphate group by $\text{P}(=\text{O})(\text{OH})$.</p>
I-3	<p>Chemical structure I-3: A polymer repeat unit. The structure is shown as $R^2 \left[\left(\text{O} \text{P}(=\text{O})(\text{OCH}_3) \text{OCH}_2 \text{CH}_2 \text{CH}_2 \right)_x \left(\text{O} \text{P}(=\text{O})(\text{OCH}_3) \text{OCH}_2 \text{CH}_2 \text{CH}_2 \right)_y \right] R^3$. The quaternary ammonium cation is represented by $\text{N}^+(\text{H}_2)$ and the phosphate group by $\text{P}(=\text{O})(\text{OCH}_3)$.</p>
I-4	<p>Chemical structure I-4: A polymer repeat unit. The structure is shown as $R^2 \left[\left(\text{CH}_2 \text{CH}_2 \text{O} \text{P}(=\text{O})(\text{OCH}_3) \text{O} \right)_x \left(\text{CH}_2 \text{CH}_2 \text{O} \text{P}(=\text{O})(\text{OCH}_3) \text{O} \right)_y \right] R^3$. The quaternary ammonium cation is represented by $\text{N}^+(\text{H}_2)$ and the phosphate group by $\text{P}(=\text{O})(\text{OCH}_3)$.</p>
I-5	<p>Chemical structure I-5: A polymer repeat unit. The structure is shown as $R^2 \left[\left(\text{CH}_2 \text{CH}_2 \text{N}^+(\text{H}_2) \text{CH}_2 \text{CH}_2 \text{N}^+(\text{H}_2) \text{CH}_2 \text{CH}_2 \text{N}^+(\text{H}_2) \text{CH}_2 \text{CH}_2 \text{N}^+(\text{H}_2) \text{CH}_2 \text{CH}_2 \right)_x \left(\text{O} \text{P}(=\text{O})(\text{OH}) \text{OCH}_2 \text{CH}_2 \text{CH}_2 \right)_y \right] R^3$. The quaternary ammonium cation is represented by $\text{N}^+(\text{H}_2)$ and the phosphate group by $\text{P}(=\text{O})(\text{OH})$.</p>

No.	Structure
I-6	
I-7	
I-8	
I-9	

In some embodiments, the polymers do not include the following polymer:



As used in Table 2: x is, at each occurrence, independently an integer of 1 or greater, provided that x is selected such that the compound includes at least two charged moieties for at least one integral value of y; y is an integer of 2 or greater; R²,
 5 R³ and L¹ are as defined herein; and F refers to a fluorescein moiety have the following structure:



The presently disclosed dye polymers are “tunable,” meaning that by
 10 proper selection of the variables in any of the foregoing compounds, one of skill in the art can arrive at a polymer having a desired and/or predetermined molar fluorescence (molar brightness). The tunability of the polymers allows the user to easily arrive at polymers having the desired fluorescence and/or color for use in a particular assay or for identifying a specific analyte of interest. Although all variables may have an effect
 15 on the molar fluorescence of the polymers, proper selection of M, P¹ and n is believed to play an important role in the molar fluorescence of the polymers. Accordingly, in one embodiment is provided a method for obtaining a polymer having a desired molar fluorescence, the method comprising selecting an M moiety having a known fluorescence, preparing a polymer comprising the M moiety, and selecting the
 20 appropriate variables for P¹ and n to arrive at the desired molar fluorescence.

Molar fluorescence in certain embodiments can be expressed in terms of the fold increase or decrease relative to the fluorescence emission of the parent fluorophore (e.g., monomer). In some embodiments the molar fluorescence of the present compounds is 1.1x, 1.5x, 2x, 3x, 4x, 5x, 6x, 7x, 8x, 9x 10x or even higher
 25 relative to the parent fluorophore. Various embodiments include preparing compounds

having the desired fold increase in fluorescence relative to the parent fluorophore by proper selection of P^1 , M and n.

For ease of illustration, various compounds comprising phosphorous moieties (*e.g.*, phosphate and the like) are depicted in the anionic state (*e.g.*,
5 -OPO(OH)O⁻, -OPO₃²⁻). One of skill in the art will readily understand that the charge is dependent on pH and the uncharged (*e.g.*, protonated or salt, such as sodium or other cation) forms are also included in the scope of embodiments of the invention.

In some embodiments, any of the foregoing polymers (*e.g.*, structure (I)) are included in a composition further comprising one or more cyclodextrin. Without
10 wishing to be bound by theory, it is believed the cyclodextrin helps to prevent or reduce intramolecular quenching of the dye moieties (*e.g.*, fluorescent and/or colored moieties), thus resulting in a dye compound having a high molar “brightness” (*e.g.*, high fluorescence emission).

Any cyclodextrin may be employed in practice of various embodiments,
15 provided the cyclodextrins reduces or prevents intramolecular quenching of the dye moieties. Typically a cyclodextrin having affinity for the polymer are selected. In some embodiments, the cyclodextrin is α -cyclodextrin, β -cyclodextrin or γ -cyclodextrin. For example, in some embodiments the cyclodextrin is β -cyclodextrin. In some embodiments, such compositions comprise water.

20 Compositions comprising any of the foregoing polymers and one or more analyte molecules (*e.g.*, biomolecules) are provided in various other embodiments. In some embodiments, use of such compositions in analytical methods for detection of the one or more analyte molecules are also provided.

In still other embodiments, the polymers are useful in various analytical
25 methods. For example, in certain embodiments the disclosure provides a method of staining a sample, the method comprising adding to said sample a polymer as disclosed herein in an amount sufficient to produce an optical response when said sample is illuminated at an appropriate wavelength. For example, in certain embodiments of such methods the polymer is a compound of has structure (I), for example wherein one of R^2
30 or R^3 is a linker comprising a covalent bond to an analyte molecule (*e.g.*, biomolecule) or microparticle, and the other of R^2 or R^3 is H, OH, alkyl, alkoxy, alkylether or

$-\text{OP}(=\text{R}_a)(\text{R}_b)\text{R}_c$, in an amount sufficient to produce an optical response when said sample is illuminated at an appropriate wavelength.

In some embodiments of the foregoing methods, R^2 is a linker comprising a covalent linkage to an analyte molecule, such as a biomolecule. For example, a nucleic acid, amino acid or a polymer thereof (*e.g.*, polynucleotide or polypeptide). In still more embodiments, the biomolecule is an enzyme, receptor, receptor ligand, antibody, glycoprotein, aptamer or prion.

In yet other embodiments of the foregoing method, R^2 is a linker comprising a covalent linkage to a solid support such as a microparticle. For example, in some embodiments the microparticle is a polymeric bead or nonpolymeric bead.

In even more embodiments, said optical response is a fluorescent response.

In other embodiments, said sample comprises cells, and some embodiments further comprise observing said cells by flow cytometry.

In still more embodiments, the method further comprises distinguishing the fluorescence response from that of a second fluorophore having detectably different optical properties.

In other embodiments, the disclosure provides a method for visually detecting an analyte molecule, such as a biomolecule, comprising:

- (a) providing a polymer as disclosed herein, wherein the polymer comprises a covalent bond to the analyte molecule; and
- (b) detecting the polymer by its visible properties.

For example, in some embodiments the disclosure provides a method for visually detecting an analyte molecule, such as a biomolecule, comprising:

- (a) providing a polymer having structure (I), for example, wherein one of R^2 or R^3 is a linker comprising a covalent bond to the analyte molecule, and the other of R^2 or R^3 is H, OH, alkyl, alkoxy, alkylether or $-\text{OP}(=\text{R}_a)(\text{R}_b)\text{R}_c$; and
- (b) detecting the polymer by its visible properties.

In some embodiments the analyte molecule is a nucleic acid, amino acid or a polymer thereof (*e.g.*, polynucleotide or polypeptide). In still more embodiments,

the analyte molecule is an enzyme, receptor, receptor ligand, antibody, glycoprotein, aptamer or prion.

In other embodiments, a method for visually detecting an analyte molecule, such as a biomolecule is provided, the method comprising:

- 5 (a) admixing any of the foregoing polymers with one or more analyte molecules; and
- (b) detecting the polymer by its visible properties.

In other embodiments is provided a method for visually detecting an analyte molecule, the method comprising:

- 10 (a) admixing a polymer disclosed herein, wherein the polymer comprises a Q group, with the analyte molecule;
- (b) forming a conjugate of the polymer and the analyte molecule by reaction of the Q group with a complementary group on the analyte molecule; and
- 15 (c) detecting the conjugate by its visible properties.

For example, in some embodiments is provided a method for visually detecting an analyte molecule, the method comprising:

- (a) admixing a polymer having structure (I), wherein R^2 or R^3 is Q or a linker comprising a covalent bond to Q, with the analyte molecule;
- 20 (b) forming a conjugate of the compound and the analyte molecule by reaction of the Q group with a complementary group on the analyte molecule; and
- (c) detecting the conjugate by its visible properties.

Other exemplary methods include a method for detecting an analyte, the

25 method comprising:

- (a) providing a compound of structure (I), wherein R^2 or R^3 comprises a linker comprising a covalent bond to a targeting moiety having specificity for the analyte;
- (b) admixing the compound and the analyte, thereby
- 30 associating the targeting moiety and the analyte; and

(c) detecting the compound, for example by its visible or fluorescent properties.

In certain embodiments of the foregoing method, the analyte is a particle, such as a cell, and the method includes use of flow cytometry. For example, the compound may be provided with a targeting moiety, such as an antibody, for selectively associating with the desired cell, thus rendering the cell detectable by any number of techniques, such as visible or fluorescence detection. Appropriate antibodies can be selected by one of ordinary skill in the art depending on the desired end use. Exemplary antibodies for use in certain embodiments include UCHT1 and MOPC-21.

Embodiments of the present compounds thus find utility in any number of methods, including, but not limited to: cell counting; cell sorting; biomarker detection; quantifying apoptosis; determining cell viability; identifying cell surface antigens; determining total DNA and/or RNA content; identifying specific nucleic acid sequences (e.g., as a nucleic acid probe); and diagnosing diseases, such as blood cancers.

In addition to the above methods, embodiments of the polymers disclosed herein find utility in various disciplines and methods, including but not limited to: imaging in endoscopy procedures for identification of cancerous and other tissues; single-cell and/or single molecule analytical methods, for example detection of polynucleotides with little or no amplification; cancer imaging, for example by conjugating a polymer disclosed herein to an antibody or sugar or other moiety that preferentially binds cancer cells; imaging in surgical procedures; binding of histones for identification of various diseases; drug delivery, for example by replacing the M moiety in a polymer disclosed herein with an active drug moiety; and/or contrast agents in dental work and other procedures, for example by preferential binding of a polymer disclosed herein to various flora and/or organisms.

It is understood that any embodiment of the polymers of structure (I), as set forth above, and any specific choice set forth herein for a R^2 , R^3 , L' , L^1 , L^2 , L^3 , P^1 , P^2 , Q , Q' , M , m and/or n variable in the polymers of structure (I), as set forth above, may be independently combined with other embodiments and/or variables of the polymers of structure (I) to form embodiments of the invention not specifically set forth above. In addition, in the event that a list of choices is listed for any particular R^2 , R^3 ,

L', L¹, L², L³, P¹, P², Q, Q', M, m and/or n variable in a particular embodiment and/or claim, it is understood that each individual choice may be deleted from the particular embodiment and/or claim and that the remaining list of choices will be considered to be within the scope of the invention.

5 It is understood that in the present description, combinations of substituents and/or variables of the depicted formulae are permissible only if such contributions result in stable compounds.

 It will also be appreciated by those skilled in the art that in the process described herein the functional groups of intermediate compounds may need to be
10 protected by suitable protecting groups. Such functional groups include hydroxy, amino, mercapto and carboxylic acid. Suitable protecting groups for hydroxy include trialkylsilyl or diarylalkylsilyl (for example, *t*-butyldimethylsilyl, *t*-butyldiphenylsilyl or trimethylsilyl), tetrahydropyranyl, benzyl, and the like. Suitable protecting groups for amino, amidino and guanidino include *t*-butoxycarbonyl, benzyloxycarbonyl, and the
15 like. Suitable protecting groups for mercapto include -C(O)-R'' (where R'' is alkyl, aryl or arylalkyl), *p*-methoxybenzyl, trityl and the like. Suitable protecting groups for carboxylic acid include alkyl, aryl or arylalkyl esters. Protecting groups may be added or removed in accordance with standard techniques, which are known to one skilled in the art and as described herein. The use of protecting groups is described in detail in
20 Green, T.W. and P.G.M. Wutz, *Protective Groups in Organic Synthesis* (1999), 3rd Ed., Wiley. As one of skill in the art would appreciate, the protecting group may also be a polymer resin such as a Wang resin, Rink resin or a 2-chlorotrityl-chloride resin.

 Furthermore, all compounds of the invention which exist in free base or acid form can be converted to their salts by treatment with the appropriate inorganic or
25 organic base or acid by methods known to one skilled in the art. Salts of the compounds of the invention can be converted to their free base or acid form by standard techniques.

 The following Examples illustrate exemplary methods of making the polymers disclosed herein. It is understood that one skilled in the art may be able to
30 make these polymers by similar methods or by combining other methods known to one skilled in the art. It is also understood that one skilled in the art would be able to make,

in a similar manner as described below, other polymers not specifically illustrated below by using the appropriate starting components and modifying the parameters of the synthesis as needed. In general, starting components may be obtained from sources such as Sigma Aldrich, Lancaster Synthesis, Inc., Maybridge, Matrix Scientific, TCI, and Fluorochem USA, etc. or synthesized according to sources known to those skilled in the art (see, for example, Advanced Organic Chemistry: Reactions, Mechanisms, and Structure, 5th edition (Wiley, December 2000)) or prepared as described in this invention.

In general, the polymers described herein can be prepared according to techniques known in the art, for example by polymerization of monomers using known techniques, such as solid-phase DNA or peptide synthesis. The charged moieties can be incorporated into the polymers as monomers, or the polymer itself can be modified to include the charged moieties, for example by reaction of an amine-containing polymer with an alkyl halide (e.g., methyl bromide) or acid. Similarly, the fluorescent and/or colored moieties can be incorporated as monomers or by modification of the polymer. For example, reactive moieties such as amines or carboxylic acids on the polymer can be used as a point of attachment of for a fluorescent or colored moiety comprising a complementary group (e.g., by formation of an amide bond).

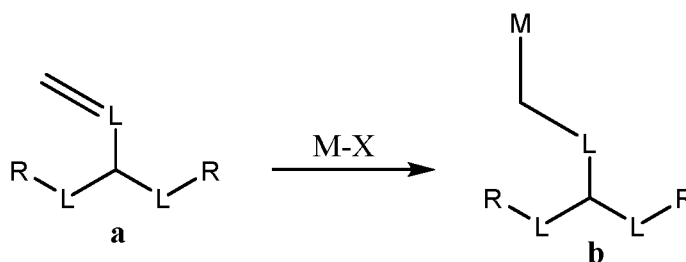
Alternatively, polymers are prepared comprising an appropriate “click” functional group and fluorescent or colored moieties comprising a complementary “click” functional group are covalently bound to the polymer using “click” chemistry as known in the art. Click chemistry refers to any reaction which is rapid and substantially irreversible. Click functional groups refer to functional groups which react to form a covalent bond under click chemistry conditions. Exemplary click reactions and functional groups include the copper catalyzed reaction of an azide and alkyne to form a triazolyl (Huisen 1, 3-dipolar cycloaddition), reaction of a diene and dienophile (Diels-Alder), strain-promoted alkyne-nitrone cycloaddition, reaction of a strained alkene with an azide, tetrazine or tetrazole, alkene and azide [3+2] cycloaddition, alkene and tetrazine inverse-demand Diels-Alder, alkene and tetrazole photoreaction and various displacement reactions, such as displacement of a leaving group by nucleophilic attack

on an electrophilic atom. In some embodiments the click reaction may be performed in an aqueous environment.

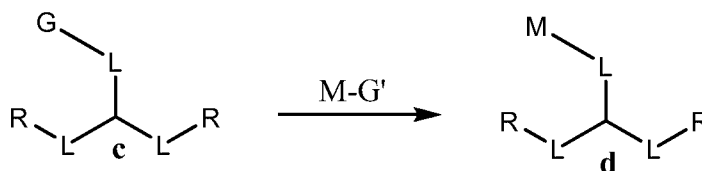
In some embodiments, the polymer is prepared by polymerization of: a phosphoramidite and an alcohol; an amine and an epoxide; an amine and an aldehyde; or N-carboxyanhydride. The charged and/or fluorescent and/or colored moieties are present in the pre-polymerized monomers or added post polymerization as described above. In some embodiments, commercially available polymers, such as cellulose, dextrin, dextran chitosan or gelatin polymers are modified to include the charged moieties and/or the fluorescent and/or colored moieties.

For preparation of polymers by solid-phase DNA synthesis techniques, monomers are prepared according to reaction Scheme I or II.

Reaction Scheme I



Reaction Scheme I illustrates an exemplary method for preparing an intermediate useful for preparing polymers disclosed herein, where each R is independently a protected alcohol, each L is independently an optional linker, and M is a fluorescent or colored moiety. Referring to Reaction Scheme 1, compounds of structure **a** are purchased or prepared by methods well-known to those of ordinary skill in the art. Reaction of **a** with M-X, where X is a halogen such as bromo, under Suzuki coupling conditions known in the art results in compounds of structure **b**. Compounds of structure **b** are then converted to phosphoramidites according to methods known in the art.

Reaction Scheme II

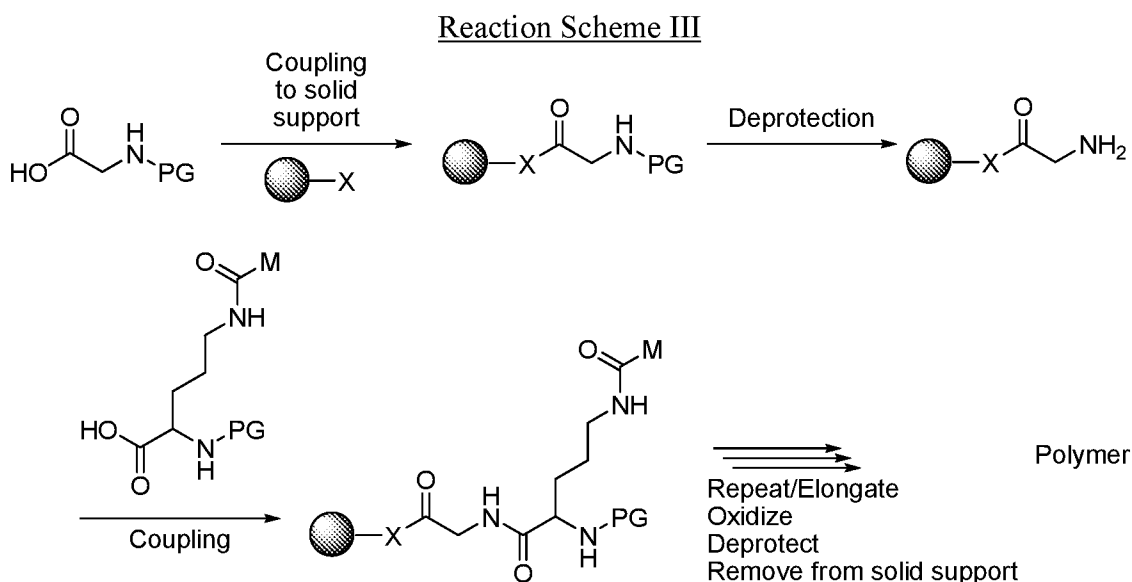
Reaction Scheme II illustrates an alternative method for preparation of monomers useful for preparation of the polymers. Referring to reaction Scheme II, where $R^1 L$ and M are as defined above in Reaction Scheme I, a compound of structure **c**, which can be purchased or prepared by well-known techniques, is reacted with $M-G'$ to yield compounds of structure **d**. Here, G and G' represent functional groups having complementary reactivity (*i.e.*, functional groups, such as click functional groups, which react to form a covalent bond). G' may be pendant to M or a part of the structural backbone of M . G may be any number of functional groups described herein, such as alkyne, and G' may be azide. . In some embodiments, G and G' are alkyne and azide, respectively, amine and activated ester, respectively or amine and isothiocyanate, respectively, and the like. Phosphoramidites of compound **d** are prepared according to well-known techniques.

The thus prepared phosphoramidites are incorporated into polymer using known DNA synthesis techniques and using phosphoramidites having the desired functionality to result in a polymer having (or can be modified to have) the charged moieties. DNA synthesis methods are well-known in the art. Briefly, two alcohol groups, for example R^2 and R^3 in intermediates **b** or **d** above, are functionalized with a dimethoxytrityl (DMT) group and a 2-cyanoethyl- N,N -diisopropylamino phosphoramidite group, respectively. The phosphoramidite group is coupled to an alcohol group, typically in the presence of an activator such as tetrazole, followed by oxidation of the phosphorous atom with iodine. The dimethoxytrityl group can be removed with acid (*e.g.*, chloroacetic acid) to expose the free alcohol, which can be reacted with a phosphoramidite group. The 2-cyanoethyl group can be removed after oligomerization by treatment with aqueous ammonia.

Preparation of the phosphoramidites used in the oligomerization methods is also well-known in the art. For example, a primary alcohol (*e.g.*, R^3) can be

protected as a DMT group by reaction with DMT-Cl. A secondary alcohol (*e.g.*, R²) is then functionalized as a phosphoramidite by reaction with an appropriate reagent such as 2-cyanoethyl N,N-dissopropylchlorophosphoramidite. Methods for preparation of phosphoramidites and their oligomerization are well-known in the art and described in more detail in the examples.

In certain embodiments, the polymer comprising a peptide backbone. Such peptide-based polymer can be prepared according to established solid-phase peptide methods, and the charged, fluorescent and/or colored moieties are introduced as monomers or after preparation of the backbone. For example, exemplary peptide-based polymers are prepared according to reaction Scheme III below, where PG is a suitable protecting group, X is linkage to a solid support, the shaded circle is a suitable solid support, and M is the fluorescent or colored moiety.



Referring to Reaction Scheme III, small porous beads are initially treated with functional units, which bind to the surface of the porous beads. Peptide chains are built upon the functional units sites and remain covalently bonded to the bead until they are cleaved. When attached, a peptide chain is immobilized on the solid phase and retained during a filtration process, wherein liquid reagents and by-products of the synthesis are washed away.

The general cycle of solid phase synthesis is one of repeated cycles of deprotection-wash-coupling-wash. A free N-terminal amine of a peptide, attached to a

solid support, is coupled to an N-protected amino acid group (*e.g.*, with Fmoc or Boc). The newly introduced amino acid unit is deprotected to reveal a new N-terminal amine, which is further reacted with additional amino acids. The process is repeated and the peptide chain is elongated.

5 When the peptide chain has incorporated all desired amino acid and monomer units, it is cleaved from the bead. Cleaving reagents such as anhydrous hydrogen fluoride or trifluoroacetic acid can be used to cleave peptide chains from beads. The peptide chain is then collected, purified and characterized.

 The charged moieties are introduced as amino acid monomers or by
10 modification of the resulting peptide. Alternatively, a peptide is prepared according to the above scheme, and then modified to include M instead of adding M at the monomer level as depicted above.

EXAMPLES

15 **General Methods**

 Mass spectral analysis is performed on a Waters/Micromass Quattro micro MS/MS system (in MS only mode) using MassLynx 4.1 acquisition software. Mobile phase used for LC/MS is 100 mM 1,1,1,3,3,3-hexafluoro-2-propanol (HFIP), 8.6 mM triethylamine (TEA), pH 8. Phosphoramidites and precursor molecules are also
20 analyzed using a Waters Acquity UHPLC system with a 2.1mm x 50mm Acquity BEH-C18 column held at 45°C, employing an acetonitrile/water mobile phase gradient. Molecular weights for monomer intermediates are obtained using tropylium cation infusion enhanced ionization on a Waters/Micromass Quattro micro MS/MS system (in MS only mode). Excitation and emission profiles experiments are recorded on a Cary
25 Eclipse spectra photometer.

 All reactions are carried out in oven dried glassware under a nitrogen atmosphere unless otherwise stated. Commercially available DNA synthesis reagents are purchased from Glen Research (Sterling, VA). Anhydrous pyridine, toluene, dichloromethane, diisopropylethyl amine, triethylamine, acetic acid, pyridine, and THF
30 are purchased from Aldrich. All other chemicals are purchase from Aldrich or TCI and are used as is with no additional purification.

EXAMPLE 1

SYNTHESIS OF POLYMERS VIA SOLID-PHASE DNA TECHNIQUES

Polymers are synthesized on an Applied Biosystems 394 DNA/RNA synthesizer on 1 μ mol scale and have a 3'-phosphate group or 3'-S₂-(CH₂)₆-OH group.

- 5 Synthesis is performed directly on CPG beads or on Polystyrene solid support. The polymers are synthesized in the 3' to 5' direction using standard solid phase DNA methods, and coupling employing standard β -cyanoethyl phosphoramidite chemistry. Phosphoramidite, spacers and linkers are dissolved in acetonitrile to make 0.1 M solutions, and are added in successive order using the following synthesis cycle: 1)
- 10 removal of the 5'-dimethoxytrityl protecting group with dichloroacetic acid in dichloromethane, 2) coupling of the next phosphoramidite with activator reagent in acetonitrile, 3) oxidation of P(III) to form stable P(V) with iodine/pyridine/water, and 4) capping of any unreacted 5'-hydroxyl groups with acetic anhydride/1-methylimidazole/acetonitrile. The synthesis cycle is repeated until the full length
- 15 polymer is assembled. At the end of the chain assembly, the monomethoxytrityl (MMT) group or dimethoxytrityl (DMT) group is removed with dichloroacetic acid in dichloromethane.

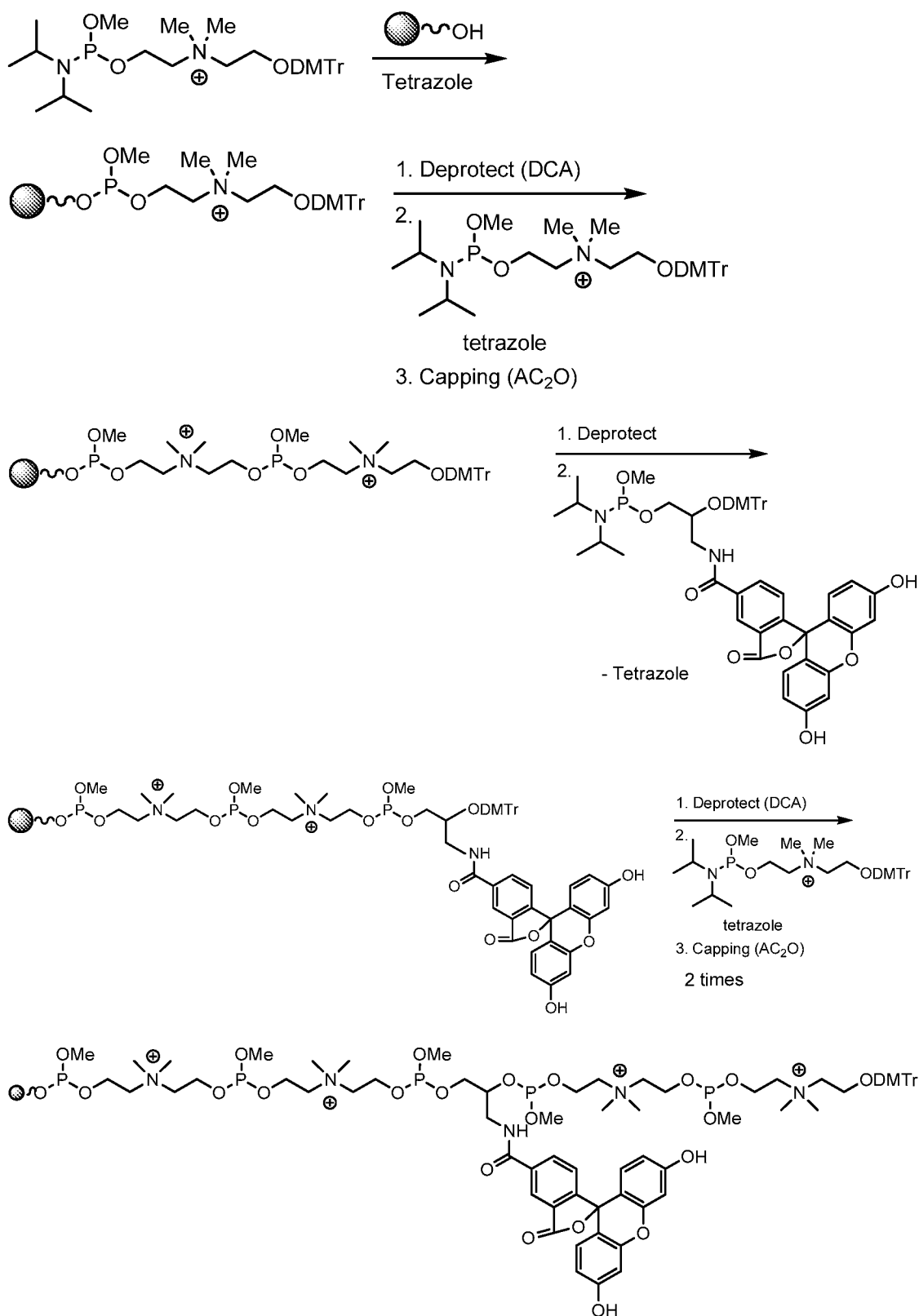
- The compounds are provided on controlled-pore glass (CPG) support at 0.2 μ mol scale in a labeled Eppendorf tube. 400 μ L of 20-30% NH₄OH is added and
- 20 mixed gently. Open tubes are placed at 55°C for ~5 minutes or until excess gases had been liberated, and then are closed tightly and incubated for 2hrs (+/- 15 min.). Tubes are removed from the heat block and allowed to reach room temperature, followed by centrifugation at 13,400 RPM for 30 seconds to consolidate the supernatant and solids. Supernatant is carefully removed and placed into a labeled tube, and then 150 μ L
- 25 acetonitrile is added to wash the support. After the wash is added to the tubes they are placed into a CentriVap apparatus at 40°C until dried.

- Charged, fluorescent, and/or colored moieties are added as phosphoramidites during the polymerization reaction or by post-polymerization modification (before or after removal from the solid support).

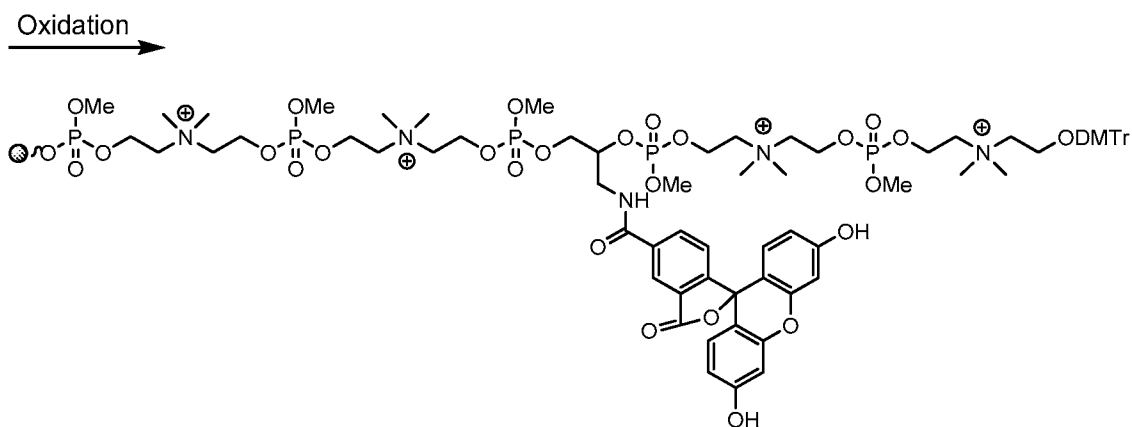
- 30 The products are characterized by ESI-MS, UV-absorbance, and fluorescence spectroscopy.

EXAMPLE 2

PREPARATION OF POLYMERS HAVING DNA-BASED BACKBONE

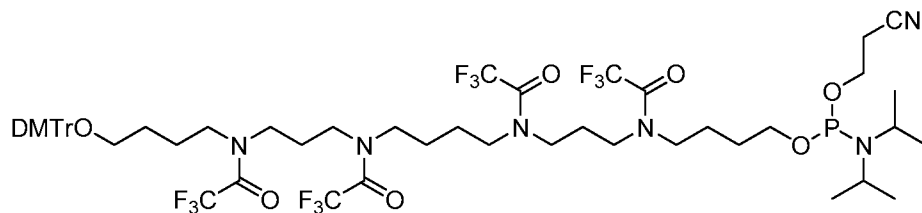


5



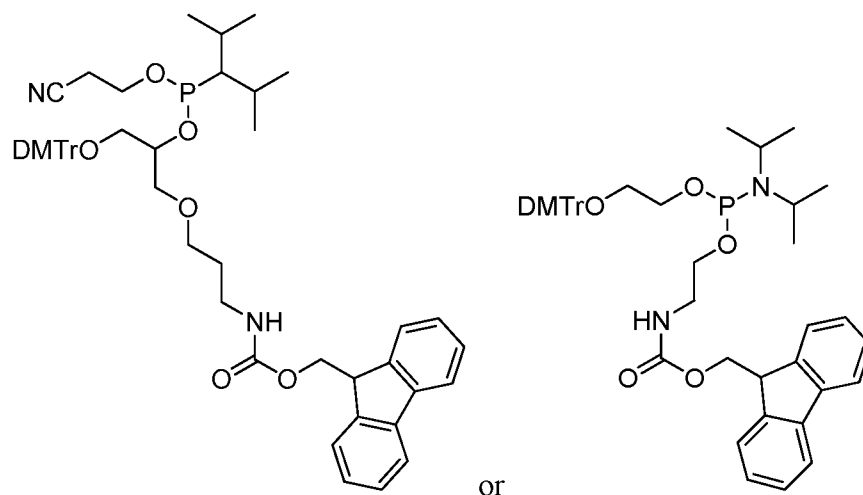
Exemplary polymers comprising positive charge within the backbone are prepared according to the above synthetic scheme. The coupling steps are repeated the desired number of times to produce a polymer of desired length and number of charges and fluorescent and/or colored moieties.

Other polymers with charges within the backbone are prepared as illustrated above, but using the following spermine phosphoramidite (available commercially from Polyplus and/or Glenn Research).



The trifluoracetyl protecting group in the above phosphoramidite is removed after coupling, and the free amine is protonated or per-alkylated to obtain a positively charged nitrogen group.

Polymers having charges pendant to the polymer backbone are prepared according to analogous procedures, but with one of the following phosphoramidites:



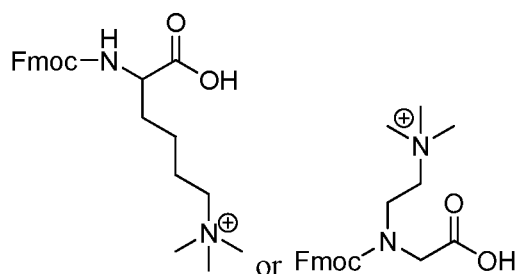
Following incorporation into the polymer, the F-moc protecting group in the above phosphoramidites is removed using standard chemistry. The free amine is then protonated or peralkylated to obtain a pending positive charge.

5

EXAMPLE 3

PREPARATION OF POLYMERS HAVING A PEPTIDE-BASED BACKBONE

Appropriately protected amino acids having one of the following structures:



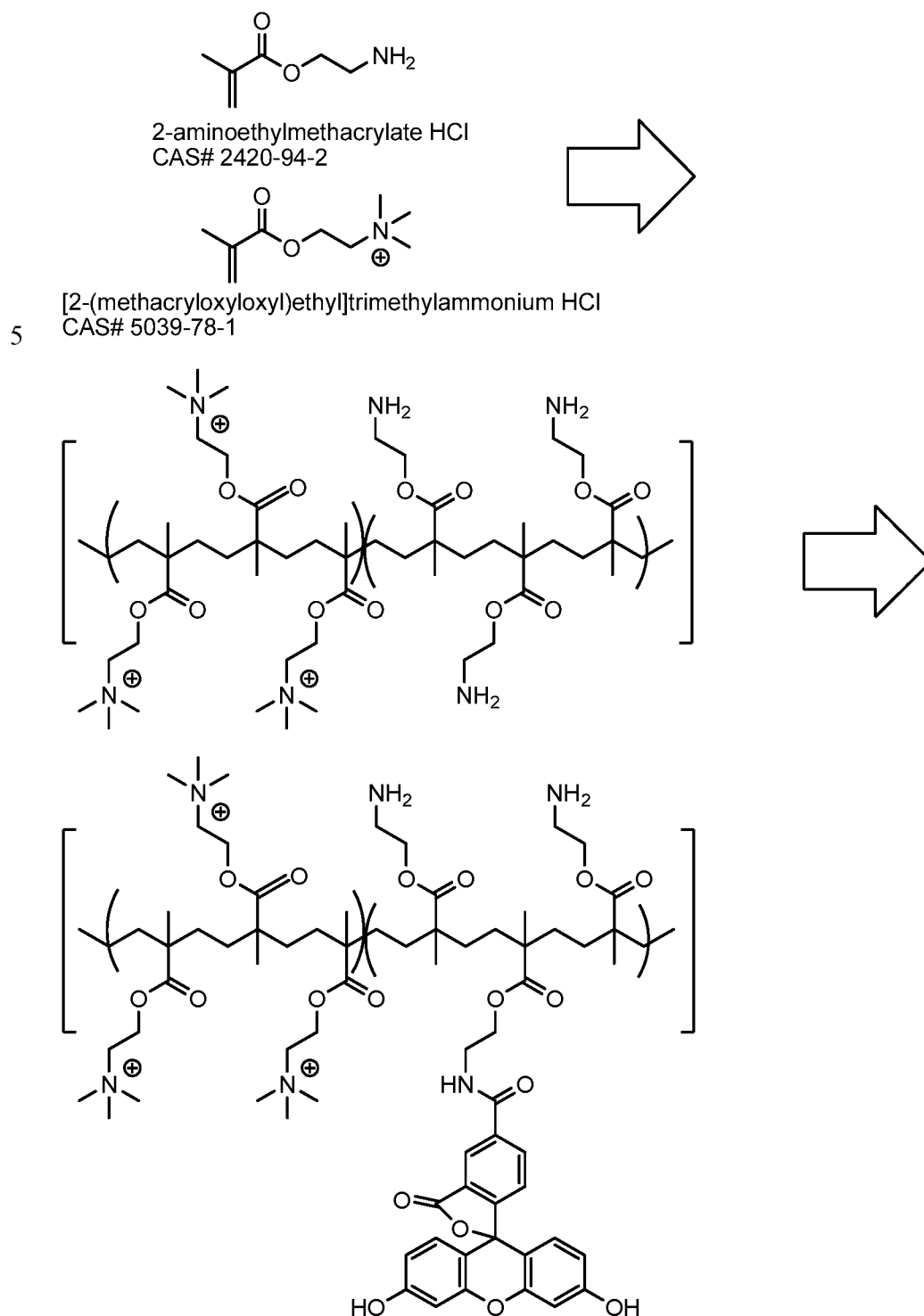
- are incorporated into a peptide using solid-phase techniques as known in the art and described herein. The free amine analogue of one or both of the above amino acids is also incorporated into the peptide and the free amine is acylated with an appropriate fluorescent or colored moiety comprising a carboxylic acid. Alternatively, the free amine analogues of one or both of the above amino acids is incorporated into a peptide and some of the free amines are then protonated or peralkylated to include a positive charge and other of the free amines are acylated with an appropriate fluorescent or colored moiety.

To prepare a polymer with a peptide backbone and negatively charged moieties, polyglutamic acid is first prepared. A portion of the free carboxylic acid

moieties are then coupled, for example by amide coupling, with an amine-containing fluorescent or colored moiety to prepare the final polymer.

EXAMPLE 4

PREPARATION OF POLYMERS BY ATOM TRANSFER RADICAL POLYMERIZATION



2-aminoethylmethacrylate and 2-(methacryloxy)ethyltrimethylammonium are copolymerized according to the above scheme. One or more of the free amines in the polymerized product is acylated with a fluorescent or colored moiety to produce the desired polymer.

5

EXAMPLE 5

SPECTRAL TESTING OF COMPOUNDS

Dried polymers are reconstituted in 150 μL of 0.1M Na_2CO_3 buffer to make a ~ 1 mM stock. The concentrated stock is diluted 50x in 0.1 x PBS and analyzed on a NanoDrop UV spectrometer to get an absorbance reading. Absorbance readings
10 are used along with the extinction coefficient ($75,000 \text{ M}^{-1} \text{ cm}^{-1}$ for each FAM unit) and Beer's Law to determine an actual concentration of the stock. From the calculated stock concentrations, $\sim 4\text{mL}$ of a $5\mu\text{M}$ solution is made in 0.1M Na_2CO_3 (pH 9) and analyzed in a 1×1 cm quartz cuvette on a Cary 60 UV spectrometer, using a spectral range of 300nm to 700nm, to gauge overall absorbance relative to the group. From
15 these $5\mu\text{M}$ solutions, a second dilution is made at either 50nM or 25nM (also in 0.1M Na_2CO_3 , pH 9) for spectral analysis on a Cary Eclipse Fluorimeter. Excitation is set at 494nm and emission spectra are collected from 499 to 700nm.

All of the U.S. patents, U.S. patent application publications, U.S. patent
20 applications, foreign patents, foreign patent applications and non-patent publications

referred to in this specification are incorporated herein by reference, in their entirety to the extent not inconsistent with the present description.

From the foregoing it will be appreciated that, although specific embodiments of the invention have been described herein for purposes of illustration, various modifications may be made without deviating from the spirit and scope of the invention. Accordingly, the invention is not limited except as by the appended claims.

CLAIMS

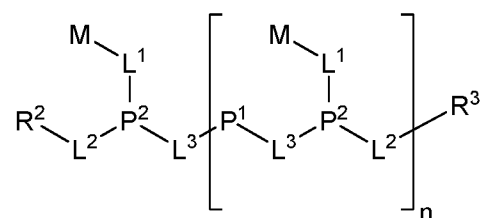
What is claimed is:

1. A polymer comprising:
 - i) a backbone;
 - ii) two or more charged moieties on the backbone; and
 - iii) first and second colored or fluorescent moieties on the backbone,wherein the two or more charged moieties are in a position on the polymer backbone between the first and second colored or fluorescent moieties, and provided that at least one of the charged moieties is not phosphate.
2. The polymer of claim 1, wherein the charged moieties are positively charged.
3. The polymer of claim 2, wherein the charged moieties comprise a protonated amine or quaternary amine functional group.
4. The polymer of claim 1, wherein the charged moieties are negatively charged.
5. The polymer of claim 4, wherein the charged moieties comprise a carboxylic acid or sulfate functional group.
6. The polymer of any one of claims 1-5, wherein the charged moieties are within the polymer backbone.
7. The polymer of any one of claims 1-5, wherein the charged moieties are covalently bound pendent to the backbone via an optional linker.

8. The polymer of any one of claims 1-7, wherein the backbone comprises a backbone resulting from polymerization of: a phosphoramidite and an alcohol; an amine and an epoxide; an amine and an aldehyde; or N-carboxyanhydride.

9. The polymer of any one of claims 1-8, wherein the backbone comprises a polyamide, a polyamine, dextrin, dextran, cellulose, chitosan, polyacrylate, polysulfate or polycarboxylic acid.

10. The polymer of any one of claims 1-9, having the following structure (I):



(I)

or a stereoisomer, salt or tautomer thereof, wherein:

M is, at each occurrence, independently the fluorescent or colored moiety;

P¹ is, at each occurrence, independently a section of the backbone comprising the two charged moieties;

P² is, at each occurrence, independently a section of the backbone to which the fluorescent or colored moiety is attached;

L¹ is at each occurrence, independently either: i) an optional alkylene, alkenylene, alkynylene, heteroalkylene, heteroalkenylene, heteroalkynylene or heteroatomic linker; or ii) a linker comprising a functional group capable of formation by reaction of two complementary reactive groups;

L² is at each occurrence, independently absent, a section of the backbone or a linker linking P² to R² or P² to R³;

L³ is, at each occurrence, independently an optional linker linking P¹ to P²;

R¹ is, at each occurrence, independently H, alkyl or alkoxy;

R^2 and R^3 are each independently H, OH, SH, alkyl, alkoxy, alkylether, heteroalkyl, $-\text{OP}(=\text{R}_a)(\text{R}_b)\text{R}_c$, Q or L' ;

R_a is O or S;

R_b is OH, SH, O^- , S^- , OR_d or SR_d ;

R_c is OH, SH, O^- , S^- , OR_d , OL' , SR_d , alkyl, alkoxy, heteroalkyl, heteroalkoxy, alkylether, alkoxyalkylether, phosphate, thiophosphate, phosphoalkyl, thiophosphoalkyl, phosphoalkylether or thiophosphoalkylether;

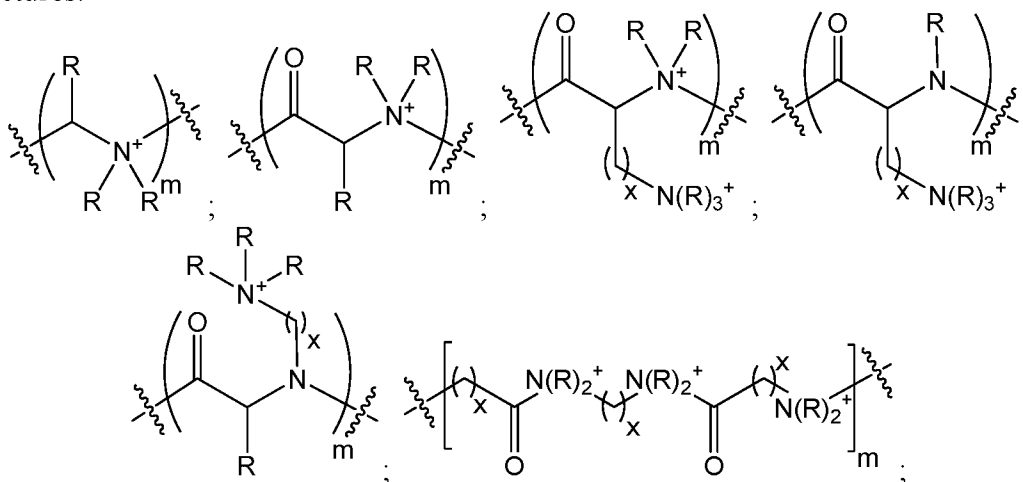
R_d is a counter ion;

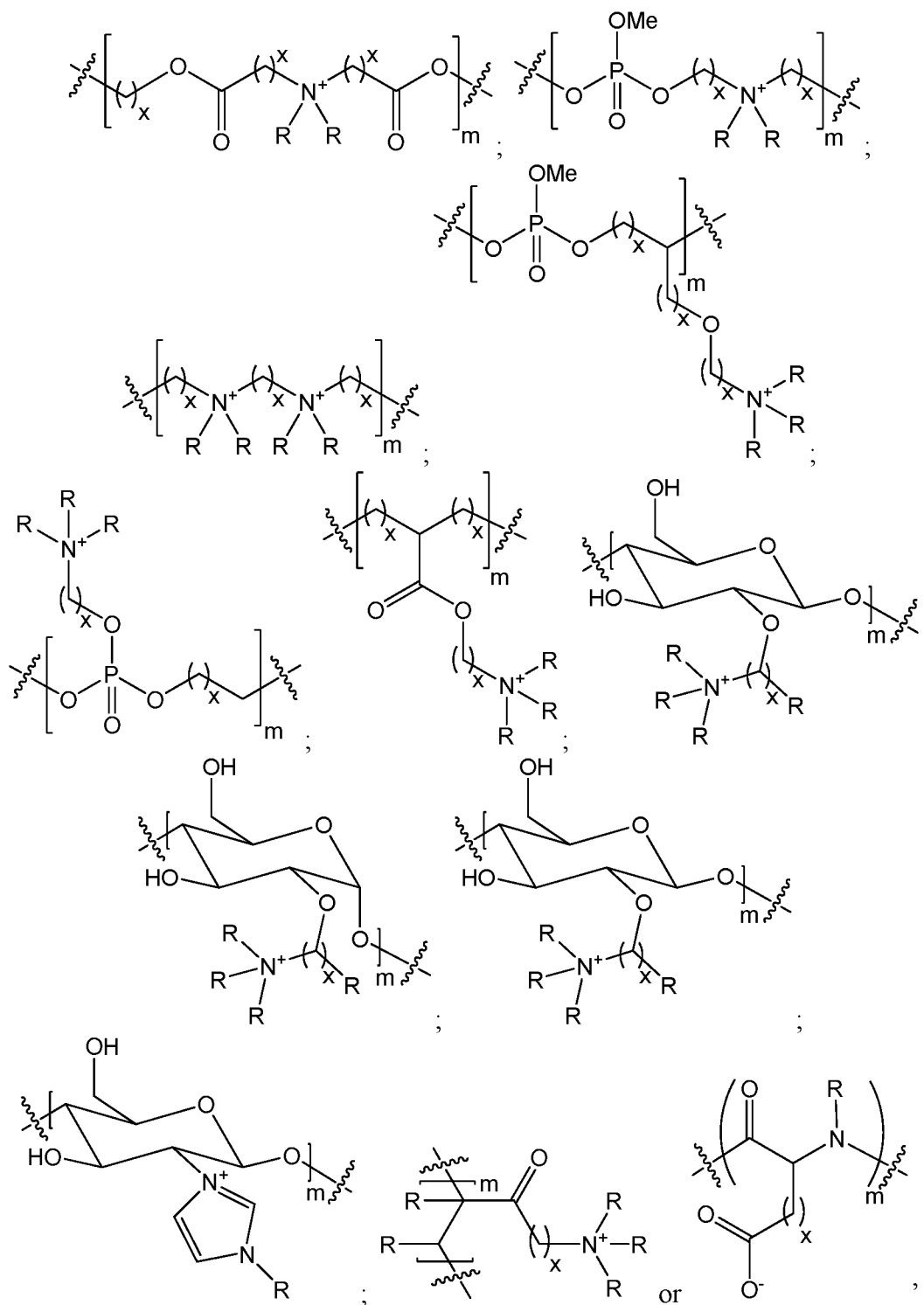
Q is, at each occurrence, independently a moiety comprising a reactive group, or protected analogue thereof, capable of forming a covalent bond with an analyte molecule, a targeting moiety, a solid support or a complementary reactive group Q' ;

L' is, at each occurrence, independently a linker comprising a covalent bond to Q, a linker comprising a covalent bond to a targeting moiety, a linker comprising a covalent bond to an analyte molecule, a linker comprising a covalent bond to a solid support, a linker comprising a covalent bond to a solid support residue, a linker comprising a covalent bond to a nucleoside or a linker comprising a covalent bond to a further compound of structure (I); and

n is an integer of one or greater.

11. The polymer of claim 10, wherein P^1 has one of the following structures:





12. The polymer of any one of claims 10-11, wherein L^1 is at each occurrence a linker comprising a functional group capable of formation by reaction of two complementary reactive groups.

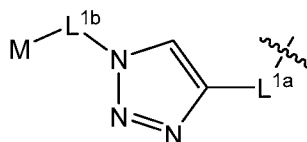
13. The polymer of claim 12, wherein for at least one occurrence of L^1 , the functional group can be formed by reaction of an aldehyde, oxime, hydrazone, alkyne, amine, azide, acylazide, acylhalide, nitrile, nitron, sulfhydryl, disulfide, sulfonyl halide, isothiocyanate, imidoester, activated ester, ketone, α,β -unsaturated carbonyl, alkene, maleimide, α -haloimide, epoxide, aziridine, tetrazine, tetrazole, phosphine, biotin or thiirane functional group with a complementary reactive group.

14. The polymer of claim 12, wherein for at least one occurrence of L^1 , the functional group can be formed by reaction of an alkyne and an azide.

15. The polymer of claim 12, wherein for at least one occurrence of L^1 , the functional group comprises an alkene, ester, amide, thioester, disulfide, carbocyclic, heterocyclic or heteroaryl group.

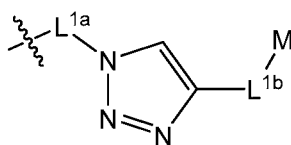
16. The polymer of claim 12, wherein for at least one occurrence of L^1 , L^1 is a linker comprising a triazolyl functional group.

17. The polymer of claim 12, wherein for at least one occurrence of L^1 , L^1 -M has the following structure:



wherein L^{1a} and L^{1b} are each independently optional linkers.

18. The polymer of claim 12, wherein for at least one occurrence of L^1 , L^1 -M has the following structure:



wherein L^{1a} and L^{1b} are each independently optional linkers.

19. The polymer of any one of claims 10 or 11, wherein L^1 is at each occurrence, independently an optional alkylene or heteroalkylene linker.

20. The polymer of any one of claims 10-19, wherein L^2 and L^3 are, at each occurrence, independently C_1 - C_6 alkylene, C_2 - C_6 alkenylene or C_2 - C_6 alkynylene.

21. The polymer of any one of claims 10-20, wherein R^2 and R^3 are each independently OH or $-OP(=R_a)(R_b)R_c$.

22. The polymer of any one of claims 10-20, wherein one of R^2 or R^3 is OH or $-OP(=R_a)(R_b)R_c$, and the other of R^2 or R^3 is Q or a linker comprising a covalent bond to Q.

23. The polymer of any one of claims 10-20 or 22, wherein Q comprises a nucleophilic reactive group, an electrophilic reactive group or a cycloaddition reactive group.

24. The polymer of claim 23, wherein Q comprises a sulfhydryl, disulfide, activated ester, isothiocyanate, azide, alkyne, alkene, diene, dienophile, acid halide, sulfonyl halide, phosphine, α -haloamide, biotin, amino or maleimide functional group.

25. The polymer of claim 24, wherein the activated ester is an N-succinimide ester, imidoester or polyfluorophenyl ester.

26. The polymer of claim 24, wherein the azide is an alkyl azide or acyl azide.

27. The polymer of any one of claims 10-20 or 22, wherein Q is a moiety selected from Table 1.

28. The polymer of any one of claims 10-20, wherein one of R^2 or R^3 is OH or $-OP(=R_a)(R_b)R_c$, and the other of R^2 or R^3 is a linker comprising a covalent bond to an analyte molecule or a linker comprising a covalent bond to a solid support.

29. The polymer of claim 28, wherein the analyte molecule is a nucleic acid, amino acid or a polymer thereof.

30. The polymer of claim 28, wherein the analyte molecule is an enzyme, receptor, receptor ligand, antibody, glycoprotein, aptamer or prion.

31. The polymer of claim 28, wherein the solid support is a polymeric bead or nonpolymeric bead.

32. The polymer of any one of claims 10-31, wherein n is an integer from 1 to 100.

33. The polymer of any one of claims 10-31, wherein n is an integer from 1 to 10.

34. The polymer of any one of claims 1-31, wherein the colored or fluorescent moieties are, at each occurrence, independently a moiety comprising four or more aryl or heteroaryl rings, or combinations thereof.

35. The polymer of any one of claims 1-34, wherein the colored or fluorescent moieties, at each occurrence, independently comprise a fused-multicyclic aryl moiety comprising at least four fused rings.

36. The polymer of any one of claims 1-35, wherein the colored or fluorescent moieties are, at each occurrence, independently a dimethylaminostilbene, quinacridone, fluorophenyl-dimethyl-BODIPY, his-fluorophenyl-BODIPY, acridine,

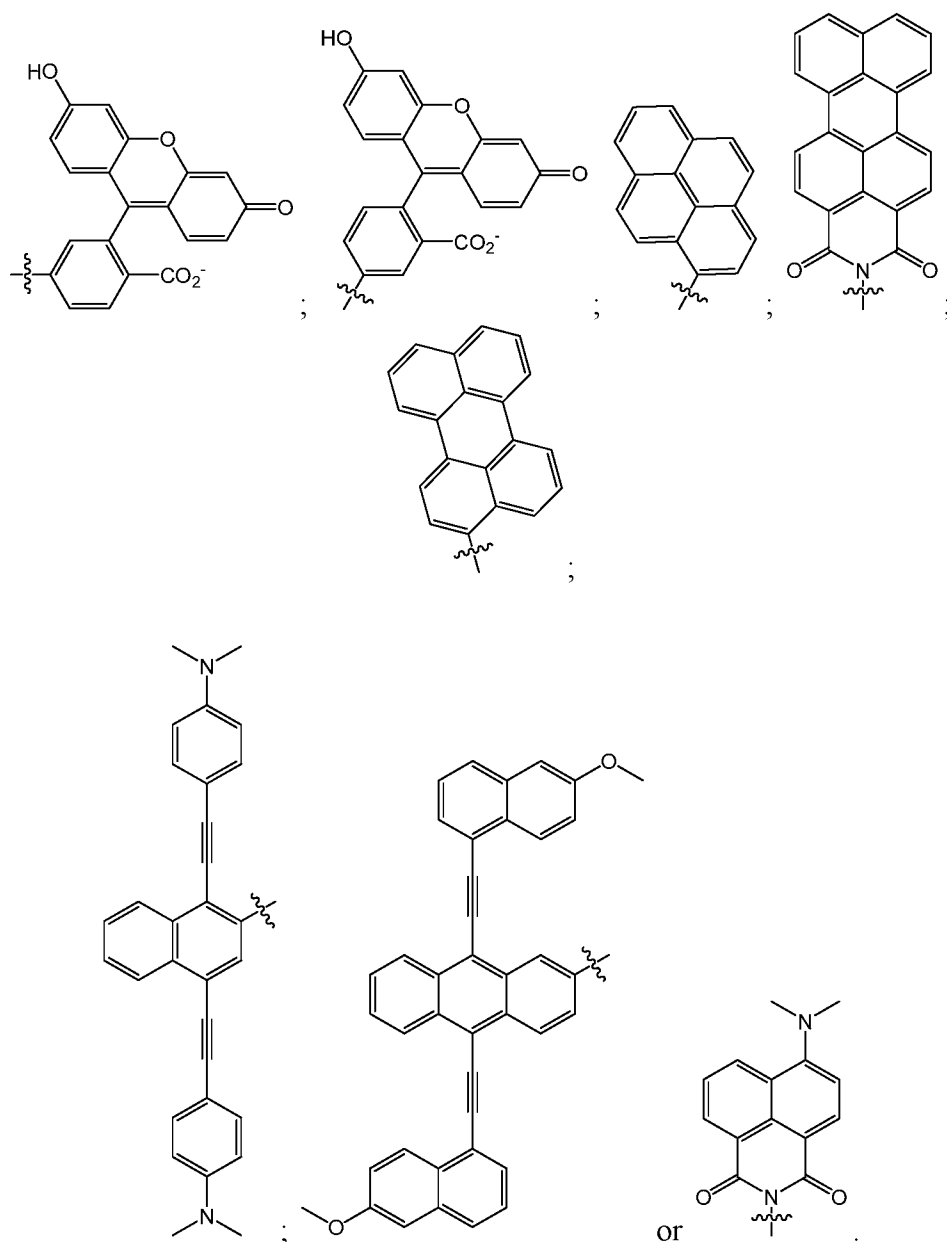
terrylene, sexiphenyl, porphyrin, benzopyrene, (fluorophenyl-dimethyl-difluoroboradiaz-indacene)phenyl, (bis-fluorophenyl-difluoroboradiaz-indacene)phenyl, quaterphenyl, bi-benzothiazole, ter-benzothiazole, bi-naphthyl, bi-anthracyl, squaraine, squarylium, 9, 10-ethynylanthracene or ter-naphthyl moiety.

37. The polymer of any one of claims 1-36, wherein the colored or fluorescent moieties are, at each occurrence, independently p-terphenyl, perylene, azobenzene, phenazine, phenanthroline, acridine, thioxanthrene, chrysene, rubrene, coronene, cyanine, perylene imide, or perylene amide or derivative thereof.

38. The polymer of any one of claims 1-37, wherein the colored or fluorescent moieties are, at each occurrence, independently a coumarin dye, resorufin dye, dipyrrometheneboron difluoride dye, ruthenium bipyridyl dye, energy transfer dye, thiazole orange dye, polymethine or N-aryl-1,8-naphthalimide dye.

39. The polymer of any one of claims 1-38, wherein the colored or fluorescent moieties are, at each occurrence, independently pyrene, perylene, perylene monoimide or 6-FAM or derivative thereof.

40. The polymer of any one of claims 1-39, wherein the colored or fluorescent moieties, at each occurrence, independently have one of the following structures:



41. A polymer selected from Table 2.
42. A method of staining a sample, comprising adding to said sample the polymer of any one of claims 1-41 in an amount sufficient to produce an optical response when said sample is illuminated at an appropriate wavelength.
43. The method of claim 42, wherein said optical response is a fluorescent response.

44. The method of any one of claims 42-43, wherein said sample comprises cells.
45. The method of claim 44, further comprising observing said cells by flow cytometry.
46. The method of claim 43, further comprising distinguishing the fluorescence response from that of a second fluorophore having detectably different optical properties.
47. A method for visually detecting an analyte molecule, the method comprising:
- (a) providing the polymer of any one of claims 1-41, wherein the polymer comprises a covalent bond to the analyte molecule; and
 - (b) detecting the polymer by its visible properties.
48. A method for visually detecting an analyte molecule, the method comprising:
- (a) admixing the polymer of claim 10, wherein R^2 or R^3 is Q or a linker comprising a covalent bond to Q, with the analyte molecule;
 - (b) forming a conjugate of the compound and the analyte molecule by reaction of Q with a complementary group on the analyte molecule; and
 - (c) detecting the conjugate by its visible properties.
49. A composition comprising the polymer of any one of claims 1-41 and one or more analyte molecules.
50. Use of the composition of claim 49 in an analytical method for detection of the one or more analyte molecules.

51. A composition comprising a compound of any one of claims 1-41 and a cyclodextrin.

52. The composition of claim 51, wherein the cyclodextrin is α -cyclodextrin, β -cyclodextrin or γ -cyclodextrin.

53. The composition of any one of claims 51-52, wherein the composition comprises water.

INTERNATIONAL SEARCH REPORT

International application No

PCT/US2017/036175

A. CLASSIFICATION OF SUBJECT MATTER
 INV. C09B69/10
 ADD.

According to International Patent Classification (IPC) or to both national classification and IPC

B. FIELDS SEARCHED

Minimum documentation searched (classification system followed by classification symbols)
 C09B

Documentation searched other than minimum documentation to the extent that such documents are included in the fields searched

Electronic data base consulted during the international search (name of data base and, where practicable, search terms used)

EPO-Internal, WPI Data

C. DOCUMENTS CONSIDERED TO BE RELEVANT

Category*	Citation of document, with indication, where appropriate, of the relevant passages	Relevant to claim No.
X	EP 1 650 269 A2 (HEWLETT PACKARD DEVELOPMENT CO [US]) 26 April 2006 (2006-04-26) examples paragraph [0064] formula 5; page 11	1,4,5,7
A	----- WO 2015/027176 A1 (SONY CORP [JP]; SONY CORP AMERICA [US]) 26 February 2015 (2015-02-26) page 2, line 4 - page 3, line 10 claim 82	1-53
A	----- DE 197 17 904 A1 (DIAGNOSTIKFORSCHUNG INST [DE]) 29 October 1998 (1998-10-29) abstract; figure 4 ----- -/-	1,42-53



Further documents are listed in the continuation of Box C.



See patent family annex.

* Special categories of cited documents :

"A" document defining the general state of the art which is not considered to be of particular relevance

"E" earlier application or patent but published on or after the international filing date

"L" document which may throw doubts on priority claim(s) or which is cited to establish the publication date of another citation or other special reason (as specified)

"O" document referring to an oral disclosure, use, exhibition or other means

"P" document published prior to the international filing date but later than the priority date claimed

"T" later document published after the international filing date or priority date and not in conflict with the application but cited to understand the principle or theory underlying the invention

"X" document of particular relevance; the claimed invention cannot be considered novel or cannot be considered to involve an inventive step when the document is taken alone

"Y" document of particular relevance; the claimed invention cannot be considered to involve an inventive step when the document is combined with one or more other such documents, such combination being obvious to a person skilled in the art

"&" document member of the same patent family

Date of the actual completion of the international search

8 August 2017

Date of mailing of the international search report

16/08/2017

Name and mailing address of the ISA/

European Patent Office, P.B. 5818 Patentlaan 2
 NL - 2280 HV Rijswijk
 Tel. (+31-70) 340-2040,
 Fax: (+31-70) 340-3016

Authorized officer

Ketterer, Michael

INTERNATIONAL SEARCH REPORT

International application No

PCT/US2017/036175

C(Continuation). DOCUMENTS CONSIDERED TO BE RELEVANT		
Category*	Citation of document, with indication, where appropriate, of the relevant passages	Relevant to claim No.
A	WO 2014/159392 A1 (DANA FARBER CANCER INST INC [US]) 2 October 2014 (2014-10-02) page 51; compounds I-FITC , II-FITC; -----	1,40, 42-53
A	WO 2015/109136 A2 (SONY CORP [JP]; SONY CORP AMERICA [US]) 23 July 2015 (2015-07-23) page 31 page 35 claims 23,35 -----	1,40-53
A	EP 1 655 317 A1 (IPAGSA IND SL [ES]) 10 May 2006 (2006-05-10) claims; examples -----	1
A	WO 2015/115415 A1 (FUJIFILM CORP [JP]) 6 August 2015 (2015-08-06) table; page 164 page 60 - page 71 page 149 - page 169 -----	1-5
A	GB 2 456 298 A (NEWMAN ANTHONY IAN [GB]) 15 July 2009 (2009-07-15) structures 30-33; page 18 - page 19 -----	1
A	WO 2009/015467 A1 (AMERICAN DYE SOURCE INC [CA]; NGUYEN MY T [CA]; LOCAS MARC ANDRE [CA]) 5 February 2009 (2009-02-05) figures 7,10 -----	1,42-53

INTERNATIONAL SEARCH REPORT

Information on patent family members

International application No

PCT/US2017/036175

Patent document cited in search report	Publication date	Patent family member(s)	Publication date
EP 1650269	A2	26-04-2006	EP 1650269 A2 26-04-2006
		JP 5138883 B2 06-02-2013	
		JP 2006176756 A 06-07-2006	
		TW I312361 B 21-07-2009	
		US 2006089422 A1 27-04-2006	
WO 2015027176	A1	26-02-2015	CN 105377994 A 02-03-2016
		EP 3019559 A1 18-05-2016	
		JP 2016534107 A 04-11-2016	
		KR 20160022358 A 29-02-2016	
		US 2016208100 A1 21-07-2016	
		WO 2015027176 A1 26-02-2015	
DE 19717904	A1	29-10-1998	AT 364404 T 15-07-2007
		AU 733757 B2 24-05-2001	
		CA 2287262 A1 29-10-1998	
		CN 1253507 A 17-05-2000	
		DE 19717904 A1 29-10-1998	
		DK 0988060 T3 15-10-2007	
		EP 0988060 A2 29-03-2000	
		ES 2289786 T3 01-02-2008	
		HU 0003132 A2 29-01-2001	
		JP 5118790 B2 16-01-2013	
		JP 2001521530 A 06-11-2001	
		JP 2010116413 A 27-05-2010	
		NO 995181 A 22-10-1999	
		PT 988060 E 17-08-2007	
		US 6534041 B1 18-03-2003	
		WO 9847538 A2 29-10-1998	
WO 2014159392	A1	02-10-2014	US 2016033519 A1 04-02-2016
		WO 2014159392 A1 02-10-2014	
WO 2015109136	A2	23-07-2015	CN 105874012 A 17-08-2016
		EP 3094687 A2 23-11-2016	
		JP 2017504659 A 09-02-2017	
		KR 20160097300 A 17-08-2016	
		US 2016341736 A1 24-11-2016	
		WO 2015109136 A2 23-07-2015	
EP 1655317	A1	10-05-2006	AT 364643 T 15-07-2007
		AU 2005303956 A1 18-05-2006	
		BR PI0517597 A 14-10-2008	
		CA 2585304 A1 18-05-2006	
		CN 1954007 A 25-04-2007	
		DE 602004007007 T2 21-02-2008	
		EP 1655317 A1 10-05-2006	
		ES 2286559 T3 01-12-2007	
		KR 20070085704 A 27-08-2007	
		RU 2007121580 A 20-12-2008	
		SI 1655317 T1 31-10-2007	
		US 2008261151 A1 23-10-2008	
		WO 2006050937 A1 18-05-2006	
		ZA 200704422 B 25-09-2008	
WO 2015115415	A1	06-08-2015	JP 2015145441 A 13-08-2015
		KR 20160102276 A 29-08-2016	
		TW 201529757 A 01-08-2015	

INTERNATIONAL SEARCH REPORT

Information on patent family members

International application No

PCT/US2017/036175

Patent document cited in search report	Publication date	Patent family member(s)	Publication date	
		US 2016327859 A1	10-11-2016	
		WO 2015115415 A1	06-08-2015	

GB 2456298	A	15-07-2009	EP 2274289 A1	19-01-2011
			GB 2456298 A	15-07-2009
			GB 2461352 A	06-01-2010
			US 2011015404 A1	20-01-2011
			US 2013317233 A1	28-11-2013
			WO 2009087364 A1	16-07-2009

WO 2009015467	A1	05-02-2009	BR PI0814414 A2	27-01-2015
			CA 2694553 A1	05-02-2009
			CN 101809103 A	18-08-2010
			EP 2173827 A1	14-04-2010
			ES 2400406 T3	09-04-2013
			HK 1141824 A1	31-05-2013
			JP 5330386 B2	30-10-2013
			JP 2010534746 A	11-11-2010
			KR 20100053592 A	20-05-2010
			RU 2010106009 A	27-08-2011
			TW 200904838 A	01-02-2009
			UA 95373 C2	25-07-2011
			US 2009035694 A1	05-02-2009
			US 2010215944 A1	26-08-2010
			WO 2009015467 A1	05-02-2009
