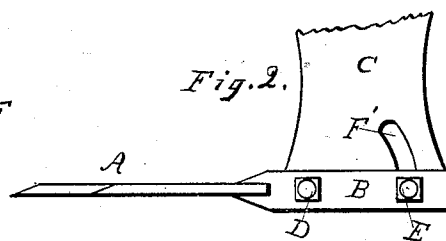
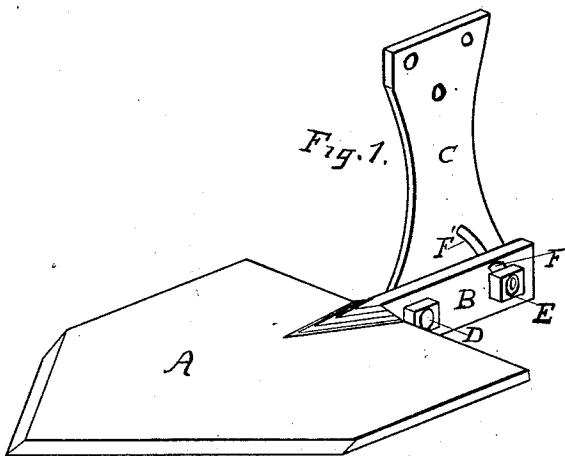
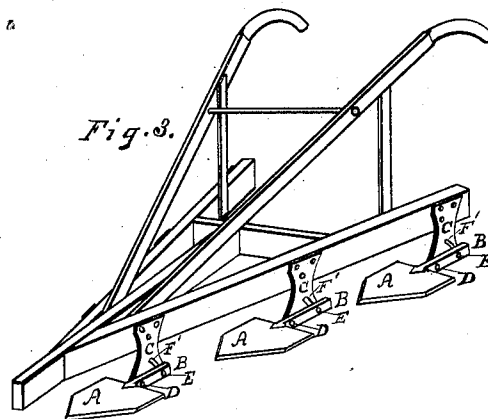


(No Model.)

L. D. GAVITT.  
CULTIVATOR BLADE.

No. 282,880.

Patented Aug. 7, 1883.



Attest.

Jas. R. Townsend  
H. K. S. O'Neil

Inventor.

Lorenzo D. Gavitt  
Per H. T. Hazard  
his Atty.

# UNITED STATES PATENT OFFICE.

LORENZO D. GAVITT, OF LOS ANGELES, CALIFORNIA.

## CULTIVATOR-BLADE.

SPECIFICATION forming part of Letters Patent No. 282,880, dated August 7, 1883.

Application filed February 19, 1883. (No model.)

*To all whom it may concern:*

Be it known that I, LORENZO D. GAVITT, of the city and county of Los Angeles, State of California, have invented a new and useful Improvement in Cultivator Blades or Shares, of which the following is a specification.

My invention relates to the blades or shares of cultivators and the manner of attaching the same to their standards.

The object of my invention is to make the blade adjustable, reversible, and self-sharpening. I attain this object by means of the device represented in the accompanying drawings, in which—

A B is the blade and shank. C is the standard. D is the pivot-bolt. E is the clutch-bolt. F is the slot in the shank of the blade, and F' the slot in the standard.

Figure 1 is a perspective view of the device. Fig. 2 is a side elevation, and Fig. 3 is a view of a cultivator provided with my invention.

The blade A is straight and flat, and in line centrally with its shank B. The slots F and F' are semicircular in form, (being arcs of a circle of which the pivot D is the center,) and should have a combined length sufficiently great to allow the play necessary for the adjustment desired. A combined length of two inches is sufficient for ordinary purposes. These slots may be of different lengths, and one of them may be dispensed with entirely, if desired, the object in having two slots being to allow a sufficient play without materially increasing the size of the standard or shank. The distance between the pivot and slots may vary also; but I find about two inches to serve the purpose best for ordinary use.

The blade is secured to its standard by the pivot-bolt D and clutch-bolt E, which pass through the shank B and standard C, and are held in place by screw-taps. To adjust the blade the clutch-bolt E is loosened, the blade moved as desired, and the bolt retightened. To reverse the blade the taps are removed and the blade turned over and secured, as before.

The bevel on the edge of cultivator-blades should be upon the upper side, so that the blade will enter the soil easily. As the lower side wears away by use the bevel is changed and the blade requires sharpening. By means of my invention, as the blade becomes worn the point may be lowered so that it will enter the soil at a sharper angle, and when it has become beveled upon the under side it may be reversed and the beveled side placed uppermost. Thus, by simply adjusting and reversing the blade as it becomes worn, it may be made to do efficient work until worn out.

What I claim, and desire to secure by Letters Patent, is—

1. In a cultivator, the straight flat blade A, with its shank B, pivoted and secured to the slotted support C, substantially as and for the purpose shown and described.

2. The combination, substantially as shown, of the straight flat blade A, slotted shank B, slotted standard C, pivot-bolt D, and clutch-bolt E, for the purpose described.

LORENZO D. GAVITT.

Witnesses:

JAS. R. TOWNSEND,  
H. T. HAZARD.