



US00D764392S

(12) **United States Design Patent**
Fu et al.

(10) **Patent No.:** **US D764,392 S**

(45) **Date of Patent:** **** Aug. 23, 2016**

(54) **TIRE TREAD**

(71) Applicant: **COOPER TIRE & RUBBER COMPANY**, Findlay, OH (US)

(72) Inventors: **Jason Q. Fu**, Shanghai (CN); **Bin Shen**, Shanghai (CN)

(73) Assignee: **COOPER TIRE & RUBBER COMPANY**, Findlay, OH (US)

(**) Term: **15 Years**

(21) Appl. No.: **29/529,761**

(22) Filed: **Jun. 10, 2015**

(51) **LOC (10) Cl.** **12-15**

(52) **U.S. Cl.**
USPC **D12/585**; D12/586

(58) **Field of Classification Search**
USPC D12/568-604, 900
CPC B60C 1/0016; B60C 11/0306; B60C 11/0302; B60C 3/06; B60C 9/17
See application file for complete search history.

(56) **References Cited**

U.S. PATENT DOCUMENTS

D581,864 S	*	12/2008	Koishikawa	D12/585
D603,787 S	*	11/2009	Lim	D12/585
D604,692 S	*	11/2009	Ebiko	D12/587
D610,970 S	*	3/2010	You	D12/590
D612,327 S	*	3/2010	Yonetsu	D12/590
D646,626 S	*	10/2011	Murata	D12/586
D666,554 S	*	9/2012	Yonetsu	D12/585

D683,694 S	*	6/2013	Yonetsu	D12/585
D704,624 S	*	5/2014	Miyazaki	D12/590
D719,502 S	*	12/2014	Shimizu	D12/587
D728,464 S	*	5/2015	Kudo	D12/589
D738,295 S	*	9/2015	Kanamura	D12/585
2012/0318420 A1	*	12/2012	Sawai	B60C 11/042 152/209.15

OTHER PUBLICATIONS

Maxxis MA-510 Victra Tire found online [May 1, 2016] http://tiresaddict.com/vendor/maxxis/ma_510_victra/.*

* cited by examiner

Primary Examiner — Robert M Spear

Assistant Examiner — John Voytek

(74) *Attorney, Agent, or Firm* — Fay Sharpe LLP

(57) **CLAIM**

The ornamental design for a tire tread, as shown and described.

DESCRIPTION

FIG. 1 is a perspective view of the tire tread of the present application;

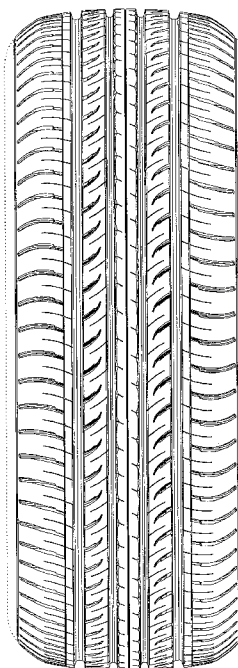
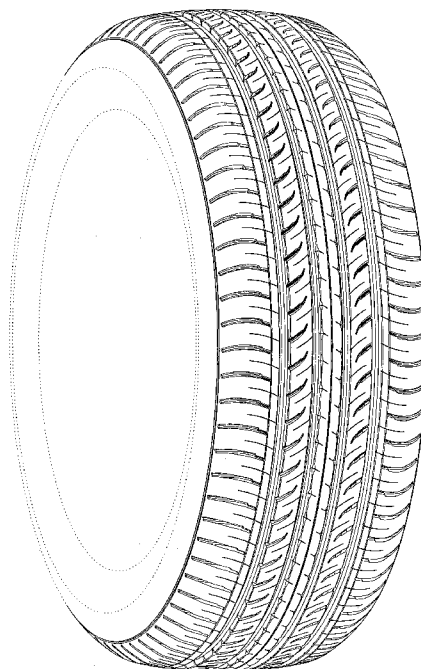
FIG. 2 is a partial side view thereof (and the other side view is the same);

FIG. 3 is a front view thereof; and,

FIG. 4 is an enlarged partial front view thereof.

The broken line showings of the sidewall, inner bead, and the peripheral boundary between the tire tread and the sidewall, are included for the purpose of illustrating environment and form no part of the claimed tire tread. The tread pattern is understood to repeat uniformly throughout the circumference of the tire.

1 Claim, 4 Drawing Sheets



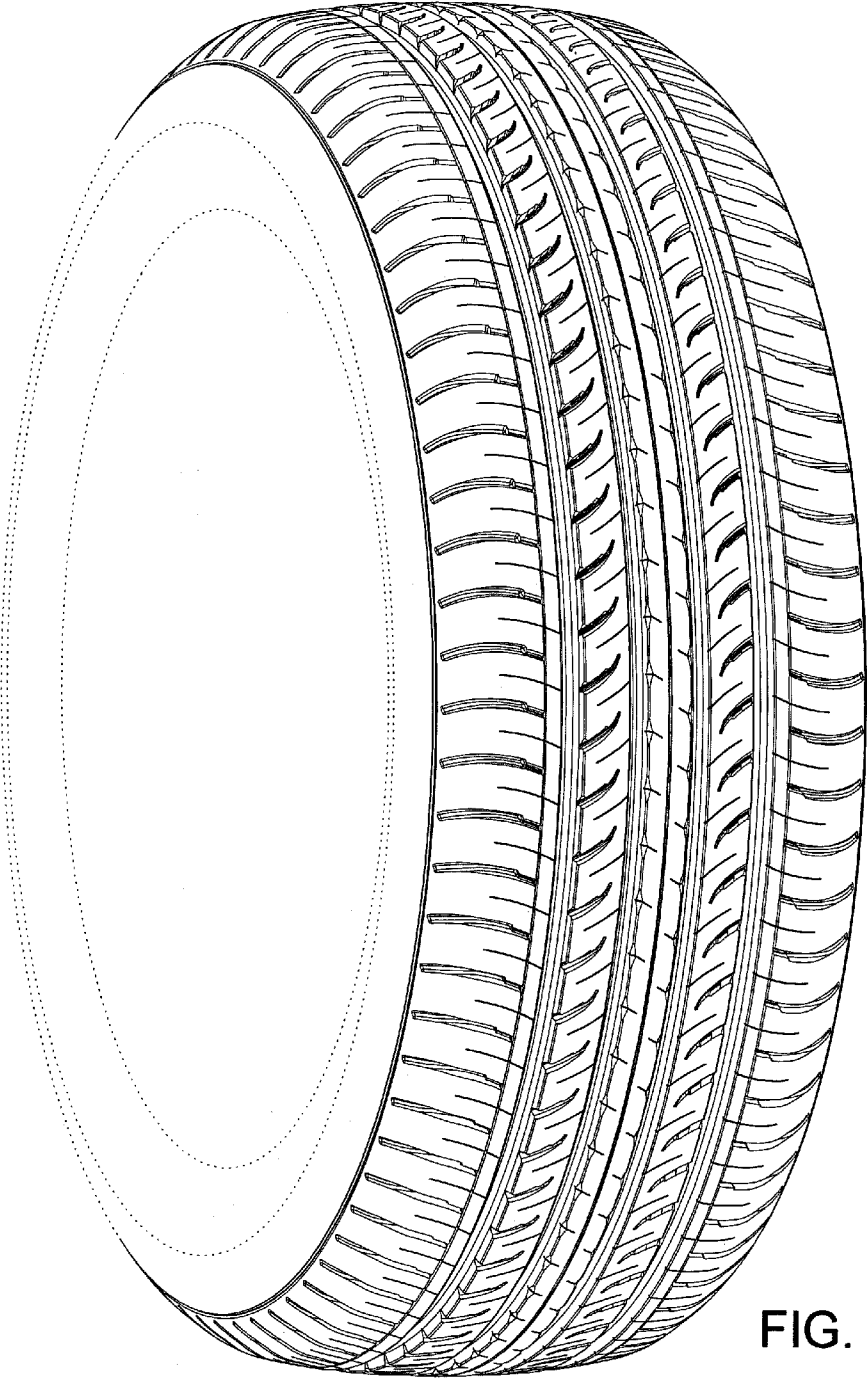


FIG. 1

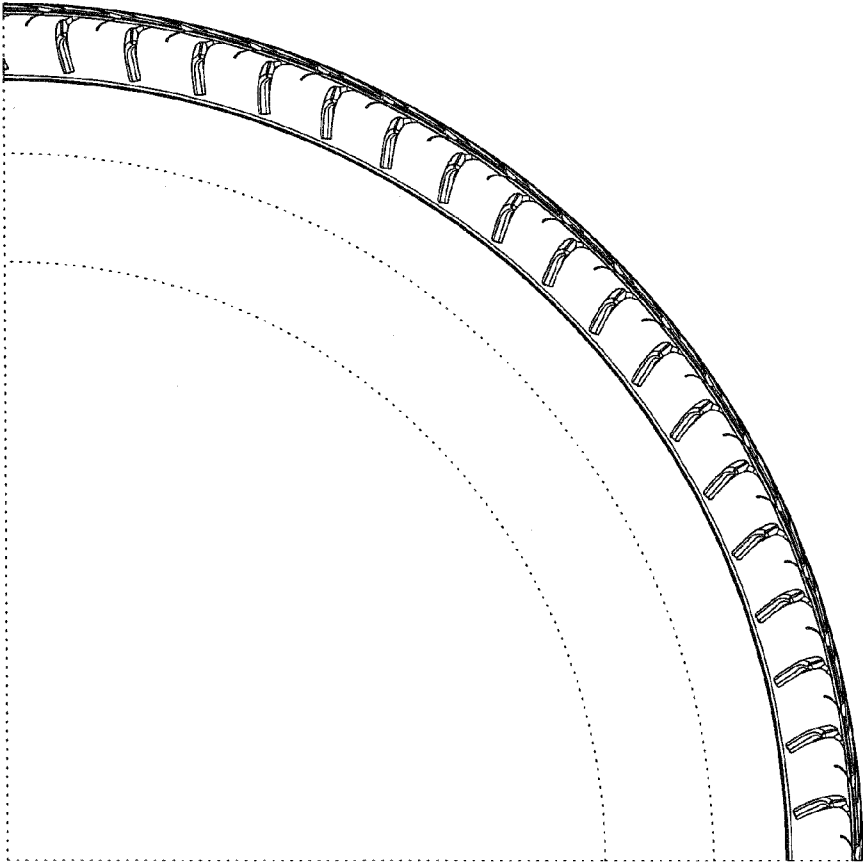


FIG. 2

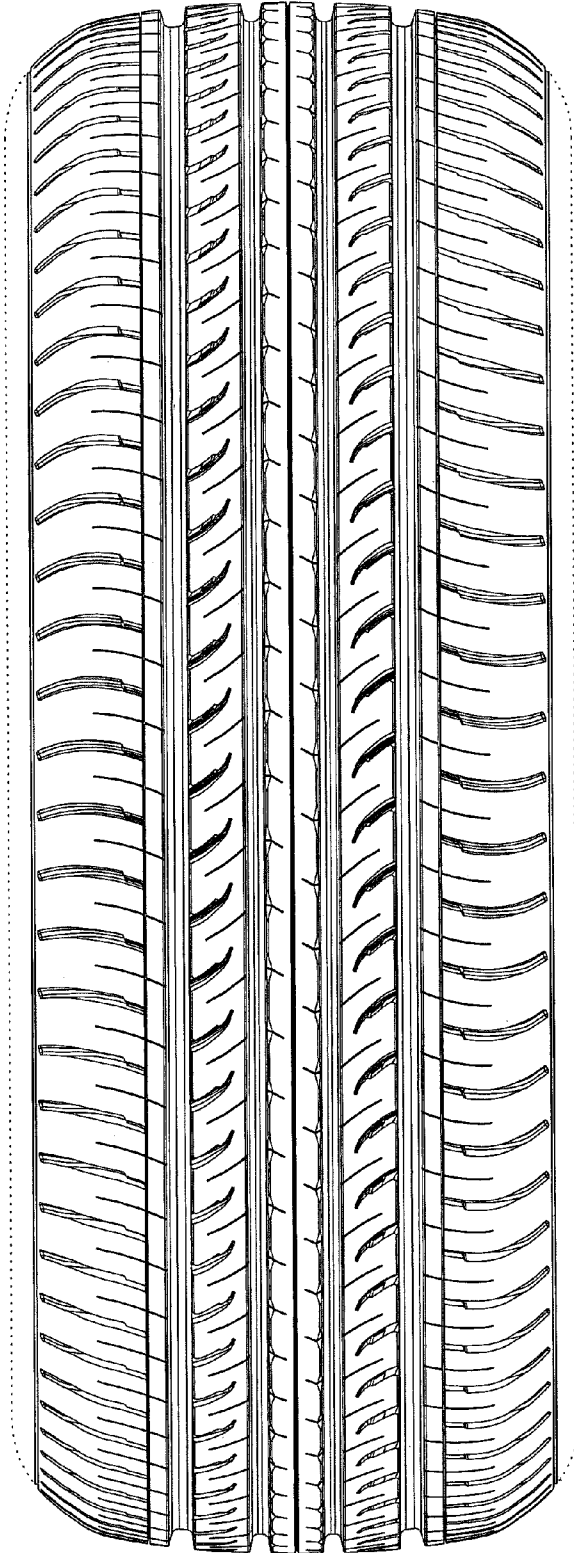


FIG. 3

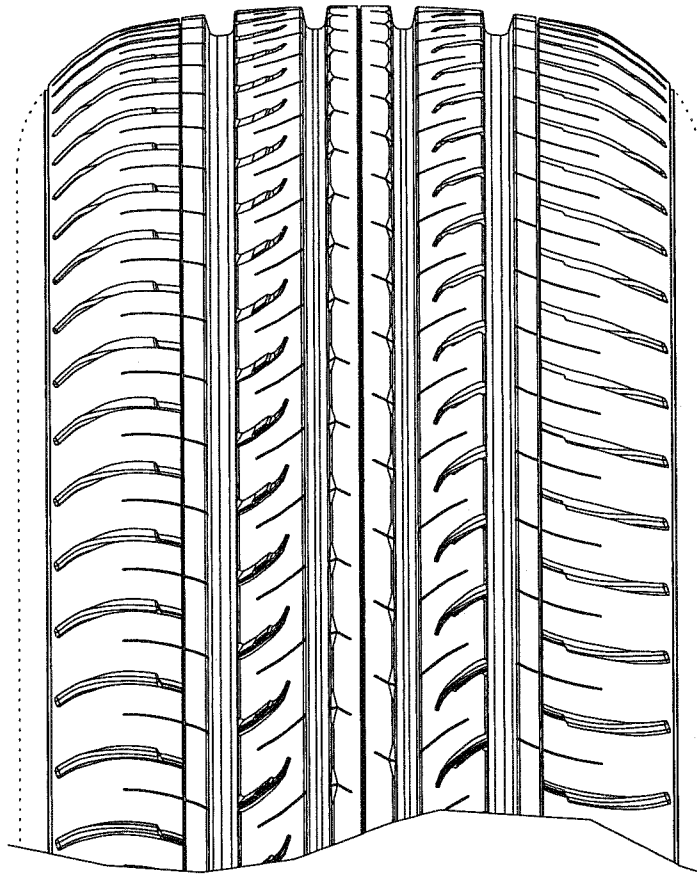


FIG. 4