



US 20070259727A1

(19) **United States**

(12) **Patent Application Publication**
Westaway et al.

(10) **Pub. No.: US 2007/0259727 A1**

(43) **Pub. Date: Nov. 8, 2007**

(54) **PUTTING GAME**

Publication Classification

(76) Inventors: **Frederick Henry Westaway**, Torquay
(GB); **Adam John Wood**, Torquay
(GB)

(51) **Int. Cl.**
A63B 69/36 (2006.01)

(52) **U.S. Cl.** **473/157; 473/196**

Correspondence Address:
Melvin I. Stoltz, Esq.
51 Cherry Street
Milford, CT 06460 (US)

(57) **ABSTRACT**

Means for playing a putting game comprises a container within which an elongated mat is stored in a rolled-up condition and from which the mat can be dispensed, a wall that can be placed on the mat when it has been unrolled, a jack ball that can be placed on the mat at a position spaced from the wall, a first plurality of playing balls for a first player or team, a second plurality of playing balls for a second player or team, and at least one putter for hitting the playing balls.

(21) Appl. No.: **11/789,314**

(22) Filed: **Apr. 24, 2007**

(30) **Foreign Application Priority Data**

Apr. 28, 2006 (GB) 0608418.0

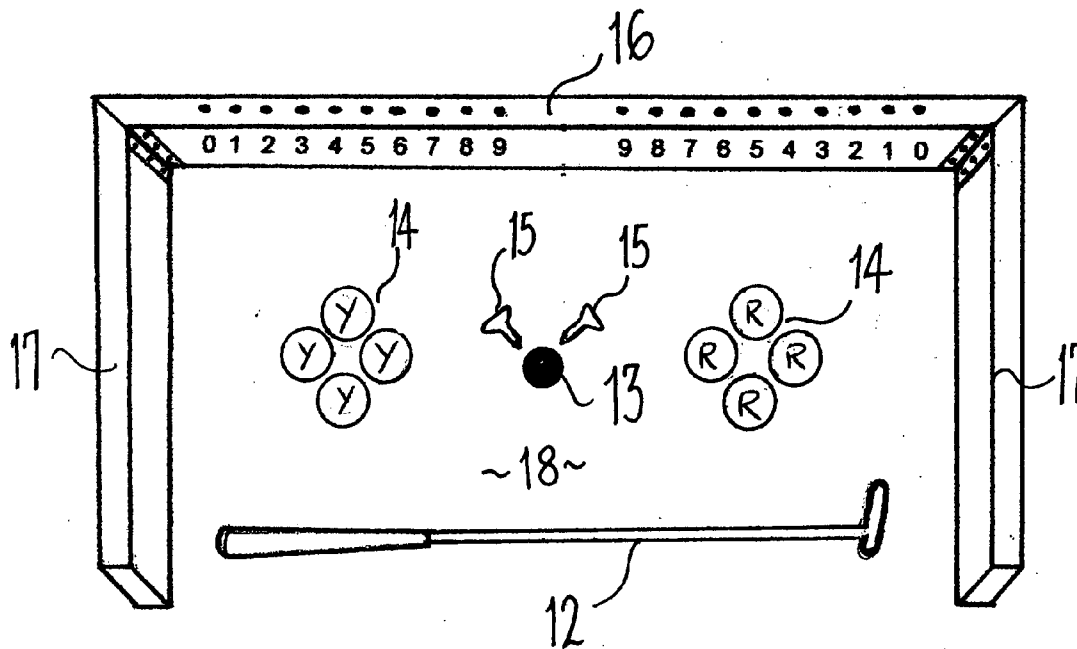


Fig 1

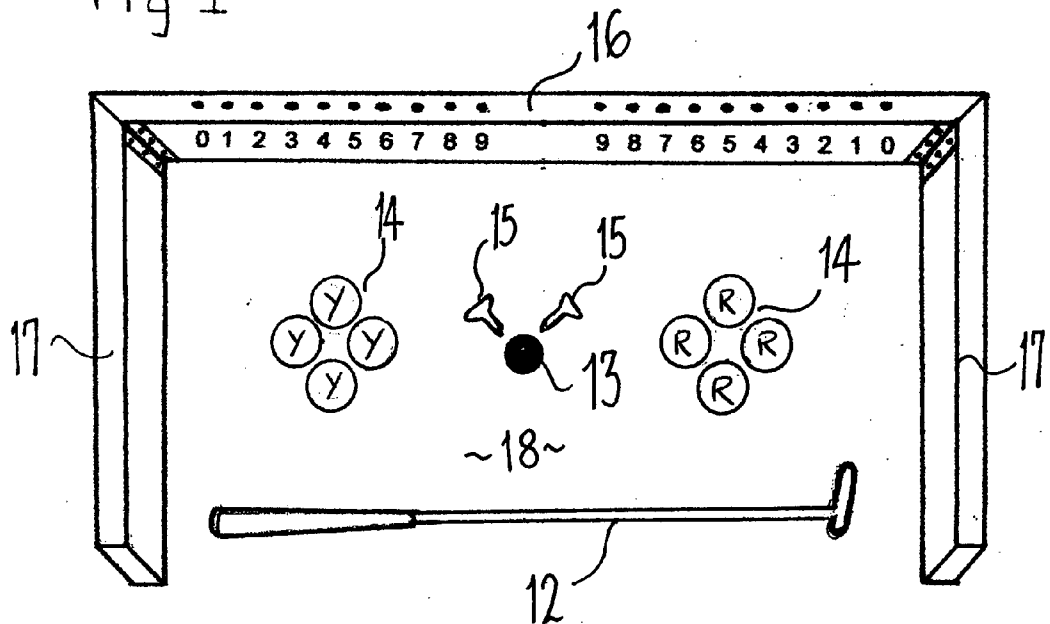


Fig 2a

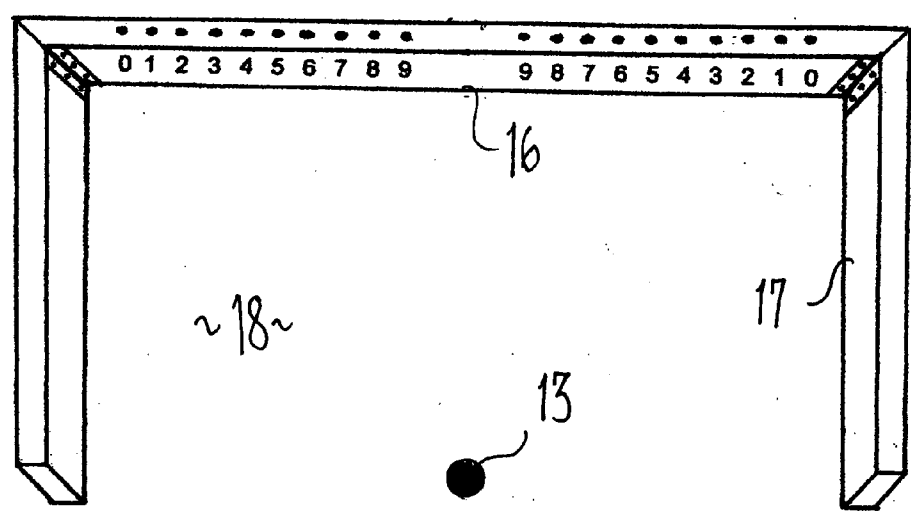


Fig 2b

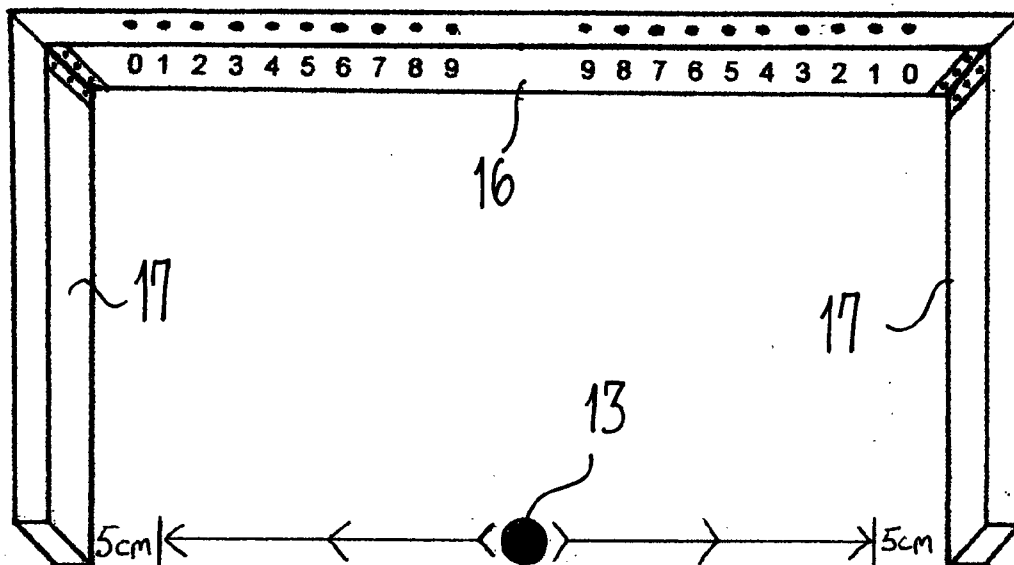
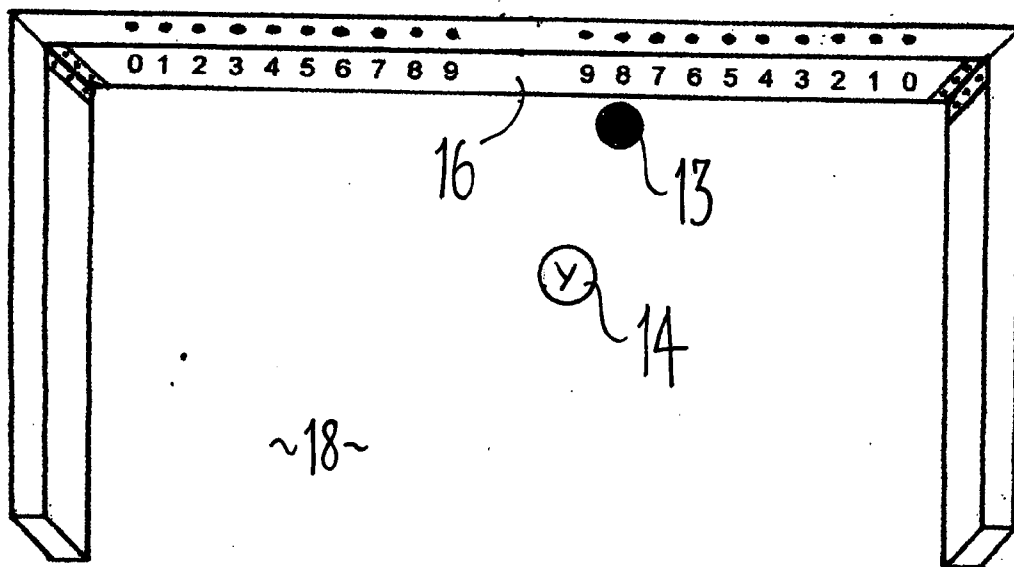


Fig 3



~18~

Fig 4a

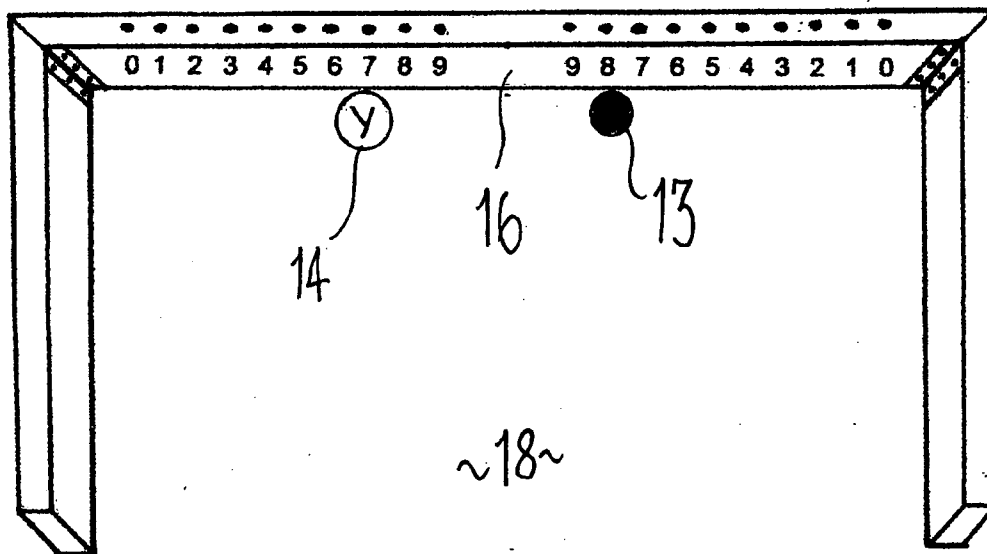


Fig 4b

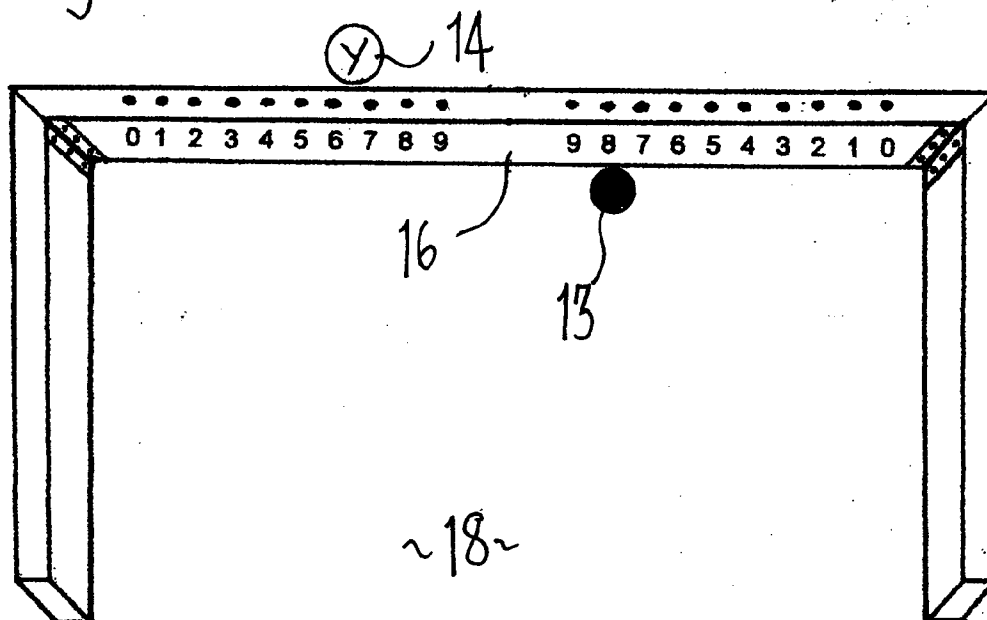


Fig 5a

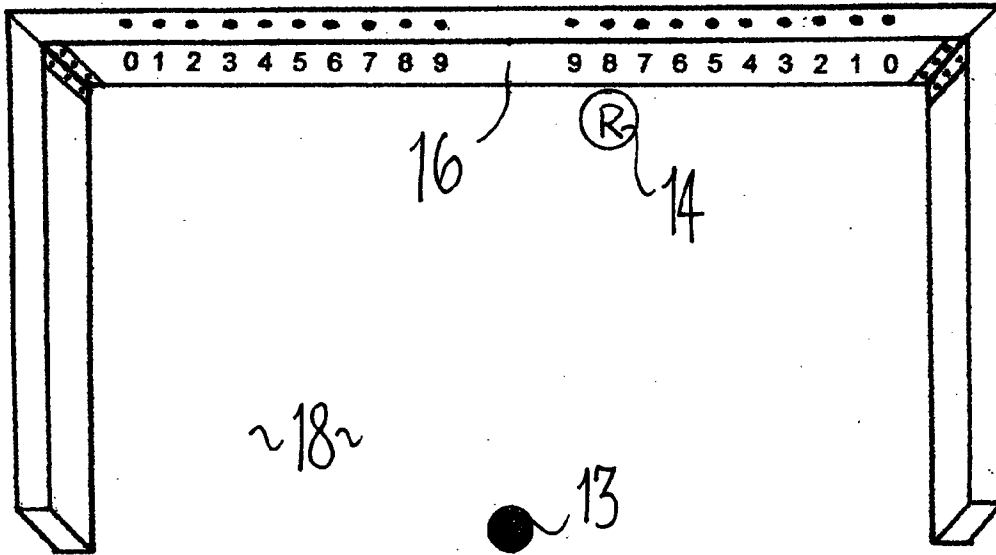


Fig 5b

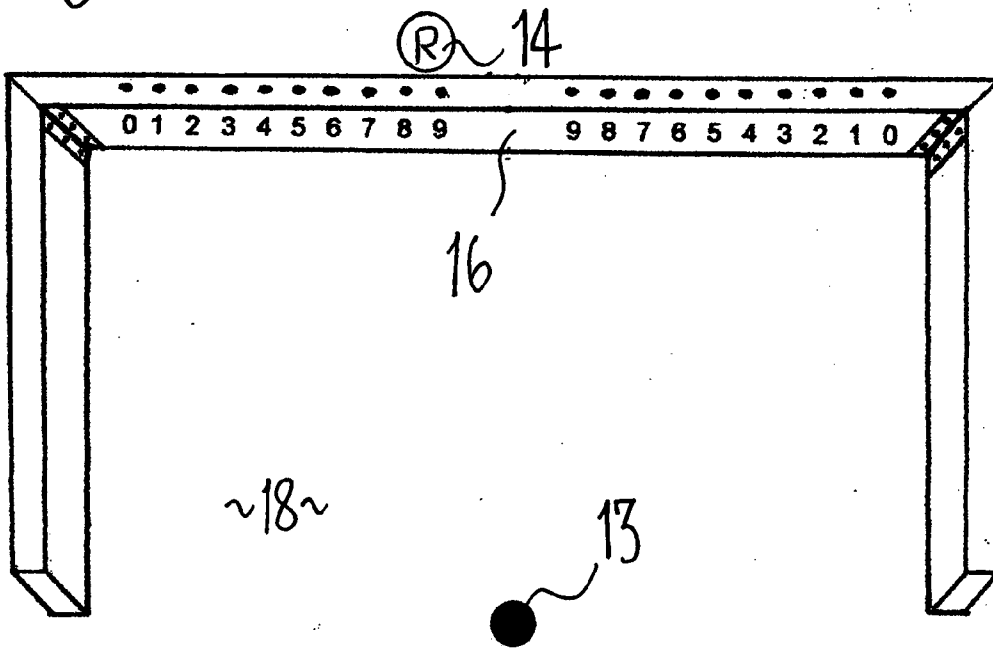


Fig 6a

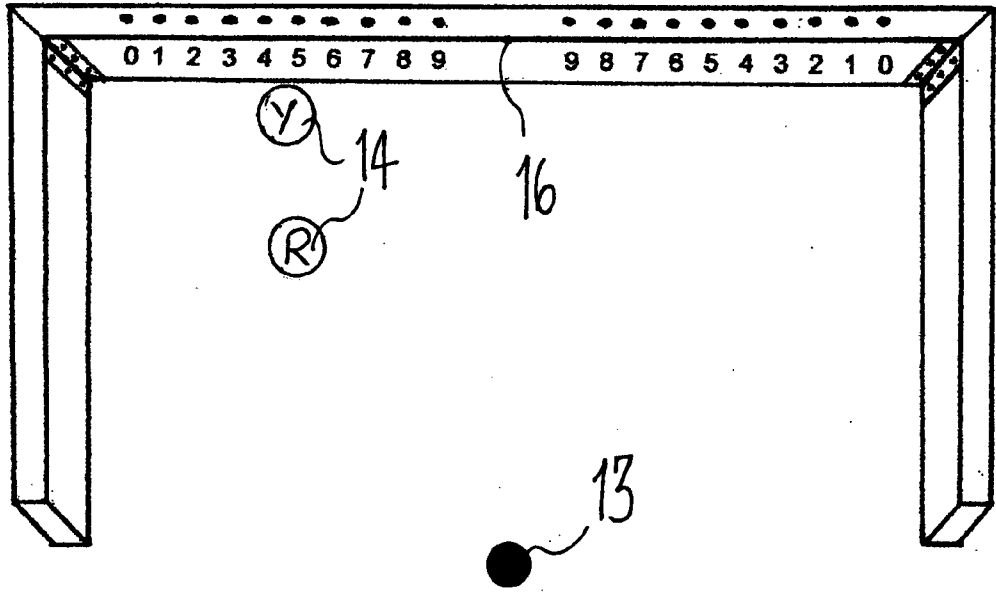


Fig 6b

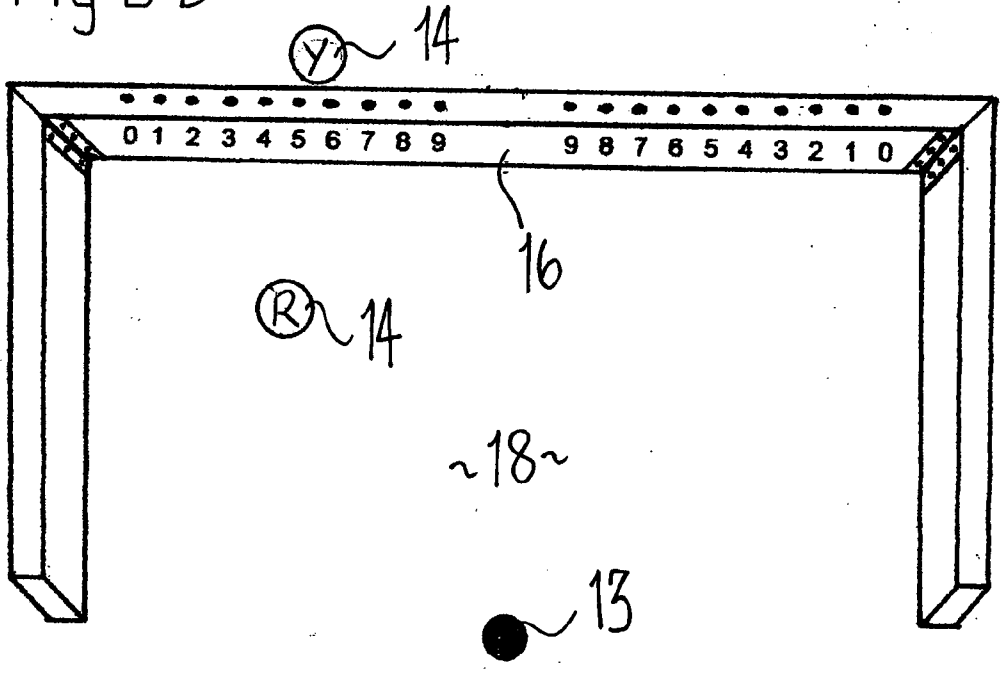


Fig 7a

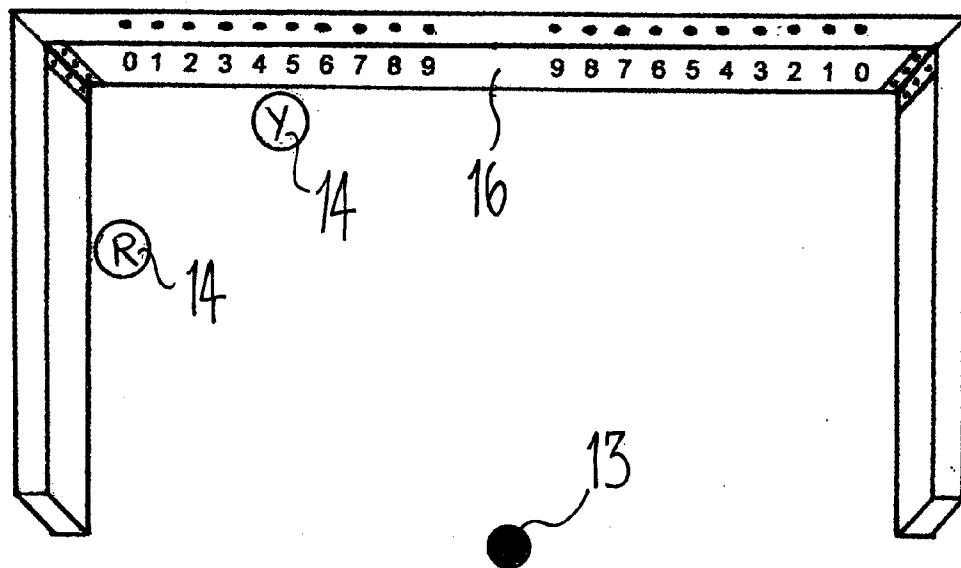
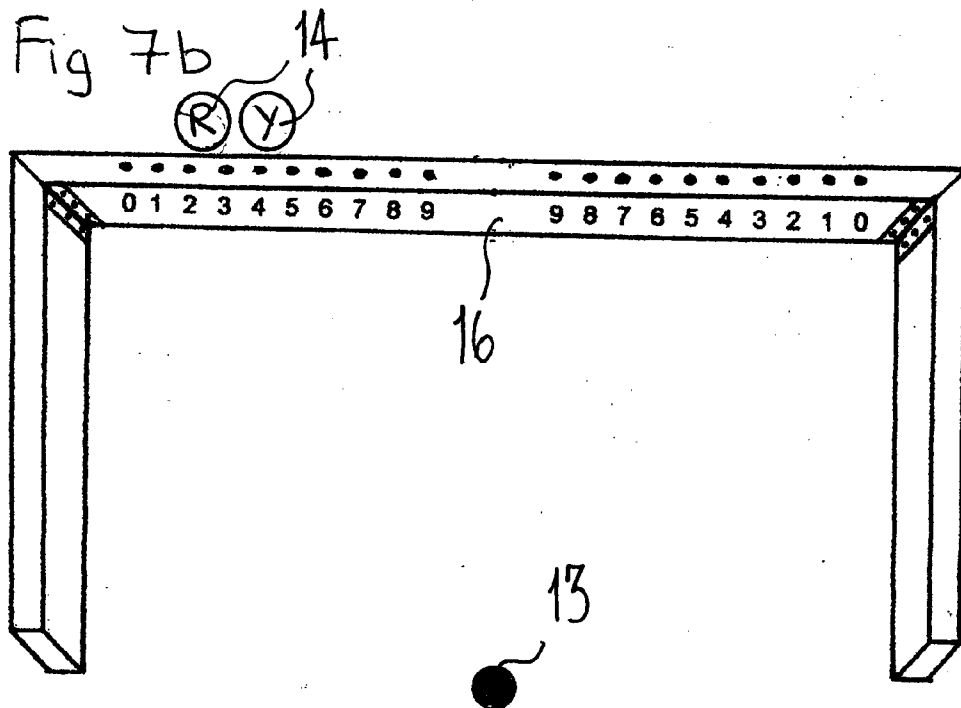


Fig 7b



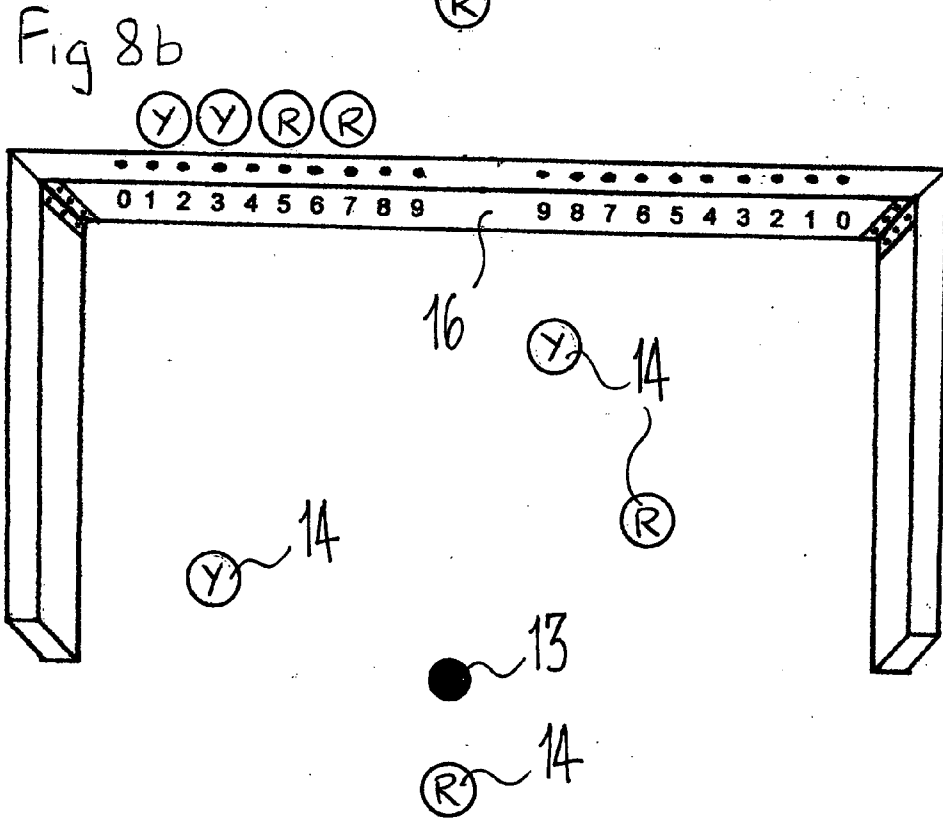
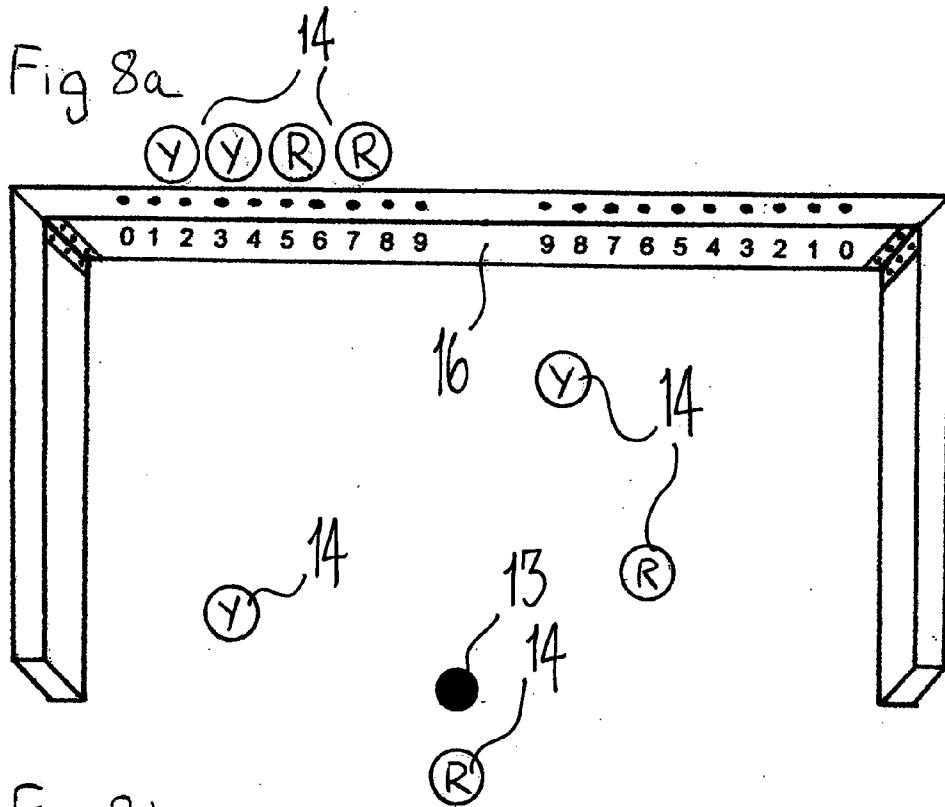


Fig 8c

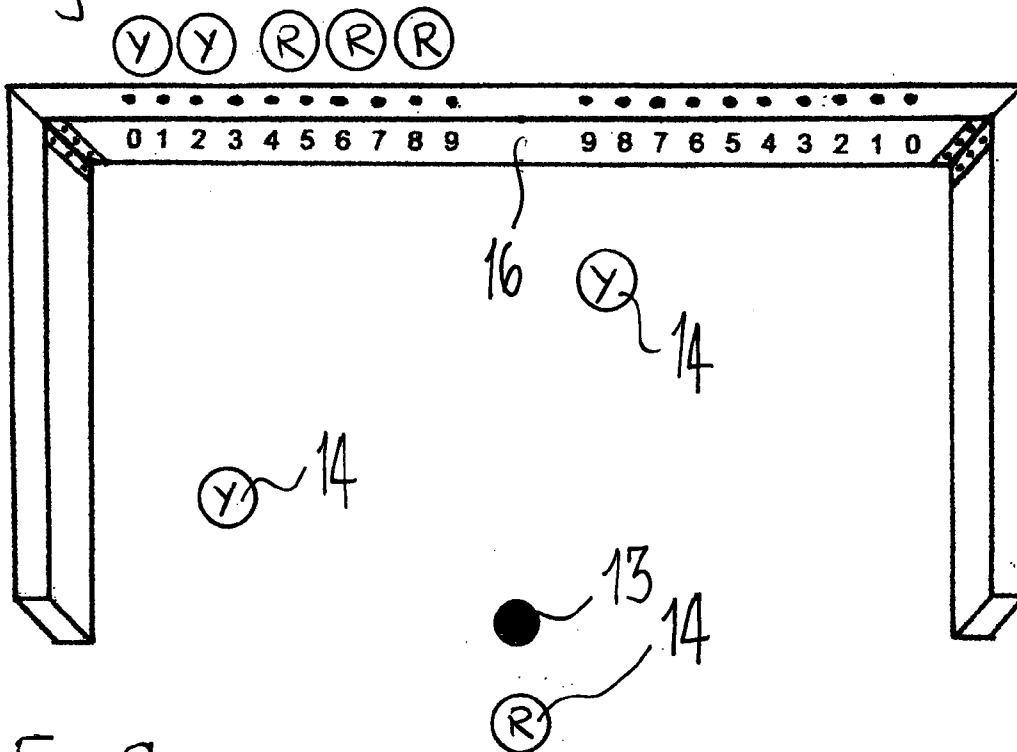
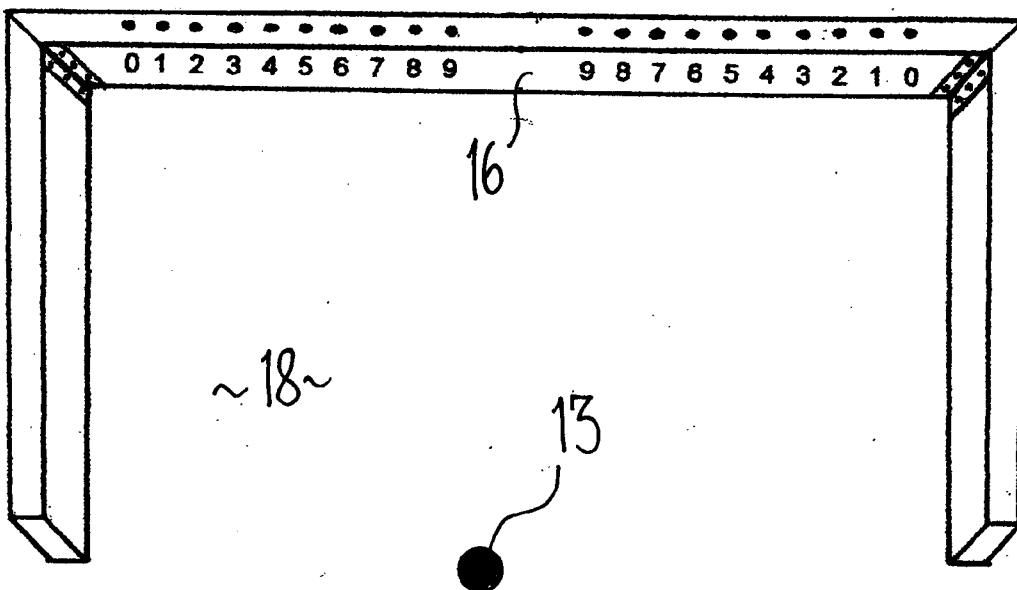
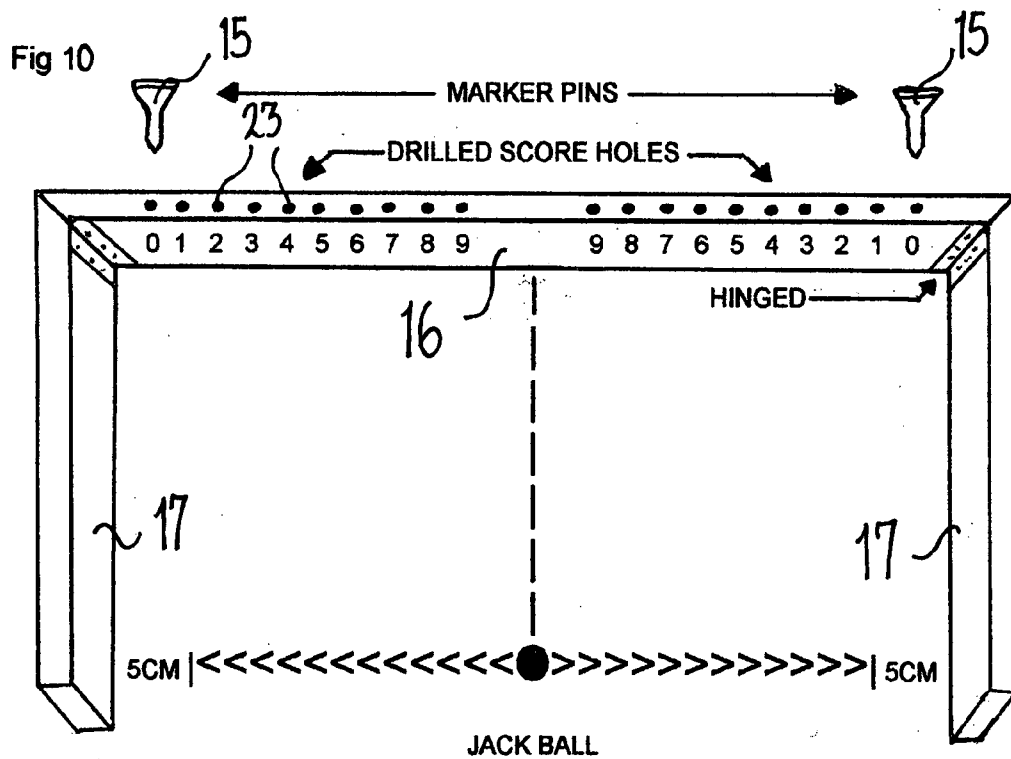


Fig 9





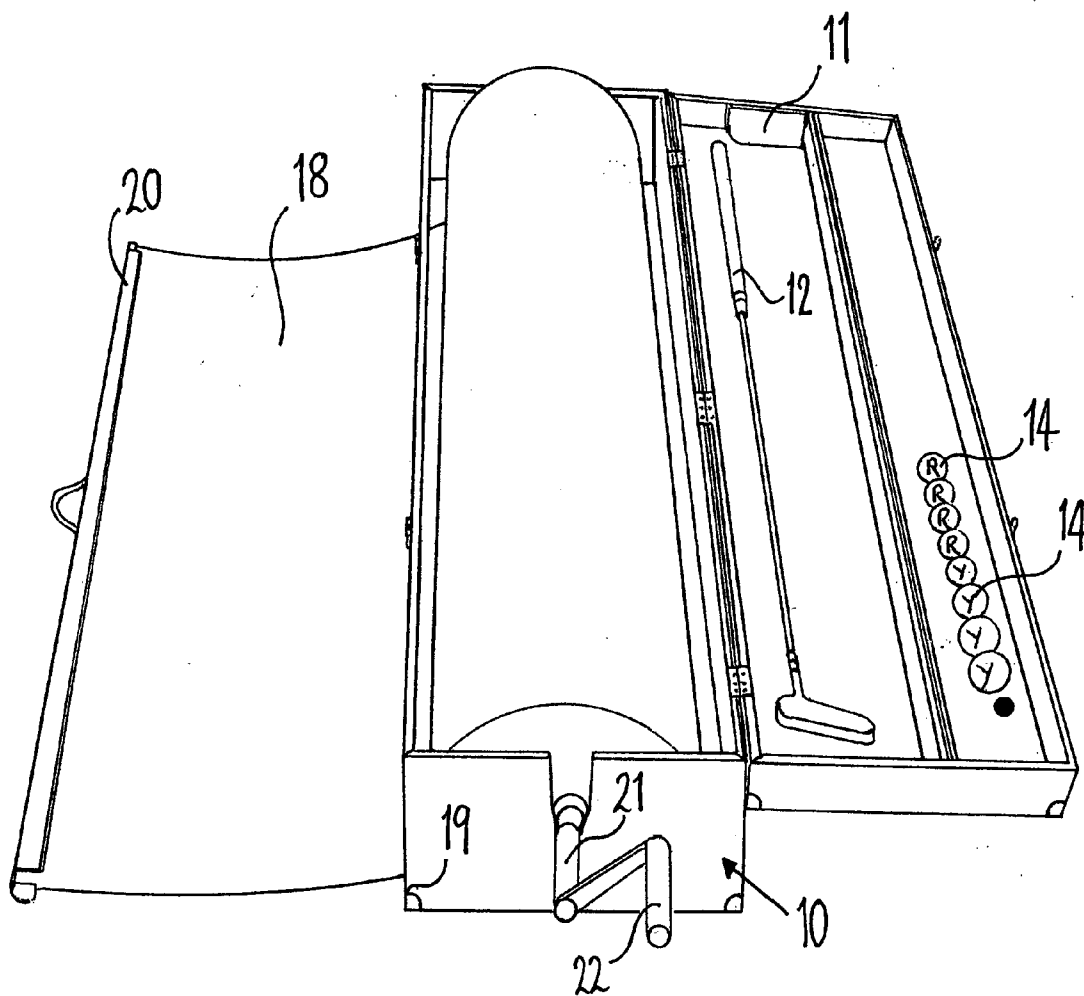


FIG. 11

PUTTING GAME

FIELD OF THE INVENTION

[0001] This invention relates to a putting game and is concerned with the provision of improved means for playing a putting game.

[0002] The invention is also concerned with the provision of an improved method of playing a putting game.

SUMMARY OF THE INVENTION

[0003] According to a first aspect of the present invention there is provided means for playing a putting game comprising a container within which an elongated mat can be stored in a rolled-up condition and from which the mat can be dispensed, a wall that can be placed on the mat when it has been unrolled, a jack ball that can be placed on the mat at a position spaced from the wall, a first plurality of playing balls for a first player or team, a second plurality of playing balls for a second player or team, and at least one putter for hitting the playing balls.

[0004] The elongated mat preferably extends from the container through an opening in a side of the container adjacent the base thereof, the free end of the mat being provided with an end or stop formation that is of such size that it will not pass through the opening.

[0005] In use, the wall will be placed on the mat so that it extends at right angles to the length of the mat and the playing balls will be hit towards the wall from a position at a predetermined distance from the wall, typically a position adjacent the free end of the mat.

[0006] The wall is preferably so formed that it can be used for recording the scores of the players or teams and the main portion of the wall is preferably provided at its ends with hinged extensions that can be moved into positions in which they extend forwardly, i.e. away from the wall, at right angles to the main portion of the wall.

[0007] The scoring facility may be provided by forming downwardly ending sockets in the upwardly presented surface of the wall, forming numbers adjacent the sockets and providing marker pins that can be placed in the sockets.

[0008] The elongated mat is preferably stored in the container in its rolled-up condition mounted on a spindle having a handle which projects from the container so that, after completion of a putting game, the mat can be wound back into its stored condition.

[0009] The interior of the container is preferably provided with defined compartments for receiving the wall, the jack ball, the playing balls and the putter or putters.

[0010] The present invention also provides a method of playing a putting game, said method comprising using the means defined above and allocating scores to the players or teams.

[0011] More specifically, the present invention provides a method of playing a putting game, which comprises placing an elongated mat on a support surface, placing a wall on the elongated mat, placing a jack ball on the mat at a position spaced from the wall, dividing the players of the game into at least two teams, providing a plurality of playing balls for each team, hitting the playing balls in turn towards the jack

ball and carrying out a scoring procedure in accordance with a set of rules after all of the balls have been hit.

[0012] The rules of the game preferably include provisions whereby, when all the playing balls have been hit, at least a point is scored for the playing ball that is nearest to the jack ball, at least a point is scored for hitting the jack ball against the wall, and at least a point is scored for hitting an opponent's playing ball against the wall.

BRIEF DESCRIPTION OF THE DRAWINGS

[0013] FIGS. 1, 2a, 2b, 3, 4a, 4b, 5a, 5b, 6a, 6b, 7a, 7b, 8a, 8b, 8c and 9 show different stages in the playing of the putting game of the present invention,

[0014] FIG. 10 is a plan view of a wall for use in playing the game, and

[0015] FIG. 11 is a perspective view of a container for playing the game and its contents.

DESCRIPTION OF THE PREFERRED EMBODIMENT

[0016] The equipment for playing a golf putting game comprises, as shown in FIGS. 10 and 11, a container 10 for the transport and storage of the equipment and the container is of rectangular form in plan view with a hinged lid 11. Within the lid 11 there are compartments for the storage of a golf putter 12, a jack ball 13, two sets of playing balls 14, two marker pins 15 (for scoring purposes) and a board in the form of an elongated wall 16 having hinged extensions 17 at its two ends. A playing mat 18 is stored, in a rolled-up condition, within the container 10 and the playing mat 18 is of substantial length, to provide an appropriate putting distance.

[0017] One side of the rectangular container 10 is formed, adjacent the base of the container 10, with a slot 19 that extends for the full width of the container and an end of the playing mat 18 projects from this slot 19. The end of the playing mat 18 is provided with an end stop 20 to prevent the mat from being withdrawn completely into the container 10 and the rolled-up playing mat 18 is mounted on a spindle 21 that extends for the full width of the container 10. A handle 22 is attached to the spindle 21 and projects from the end wall of the container 10.

[0018] When arriving at the location at which the game is to be played, the lid 11 of the container 10 is lifted, the contents are checked and removed from the compartments on the inside of the lid 11. The lid 11 is then closed and the playing mat 18 is pulled out to its fullest extent.

[0019] The equipment used for playing the game is shown in FIG. 1 with the mat 18 pulled out, and with the putter 12, the balls 13, 14 and the marker pins 15 placed on the mat 18. The wall 16 is placed on the mat 18 just in front of the container 10 so as to extend from side-to-side of the mat 18, and the extensions 17 at the end of the wall 16 are hinged forwardly so as to point towards the free end of the mat 18.

[0020] Objects of the game are to hit the jack ball 13 against the wall 16 without the player's ball hitting the wall 16, to finish closest to the jack ball 13 and to hit one of the opponent's balls 14 against the wall 16.

[0021] The top of the wall 16 is formed with a row of vertical sockets 23 (to receive the marker pins 15) and the

numbers 1 to 9 are painted or otherwise formed on the wall 16 to provide a scoring facility.

[0022] There are four playing balls 14 of one colour and four playing balls 14 of another colour. The game can be played by two individual players, by two teams of two players each, or two teams of four players each. In practice, a team can be considered as including one, two or four players. For convenience, the rules of the game will be explained below with reference to a game being played by two individual players.

[0023] A coin is tossed to decide who goes first and the winner of the toss has the choice of going first or second. The player who is going second chooses where to place the jack ball 13 along a line joining the free ends of the wall extensions 17, but at least 5 cm. (two inches) in from the sides of the mat 18, as shown in FIGS. 2a and 2b.

[0024] The first player has his or her turn and, if the player knocks the jack ball 13 so that the jack ball 13 hits the wall 16 (as shown in FIG. 3) without the playing ball 14 hitting the main portion of the wall 16, an instant score of 3 points is awarded, and the marker pin 15 for that player is then placed in the appropriate socket 23 in the top of the wall 16.

[0025] If the playing ball 14 and the jack ball 13 both hit the wall 16 (as shown in FIG. 4a), no score is awarded. The playing ball is placed behind the wall (as shown in FIG. 4b), for scoring at the end of that round of the game and the jack ball 13 is returned to its original position (as shown in FIG. 2b).

[0026] If the playing ball 14 misses the jack ball 13 and hits the wall 16 (as shown in FIG. 5a), the playing ball is placed behind the wall 16 (as shown in FIG. 5b) for scoring at the end of that round.

[0027] If a player's ball 14 knocks the opponent's ball 14 against the wall 16 (as shown in FIG. 6a), an instant score of 1 point is awarded and that player's marker pin 15 is moved along to the next socket 23 in the top of the wall 16. The opponent's ball 14 is removed from the playing area and placed behind the wall 16, for scoring at the end of the round.

[0028] If a player's putting ball 14 hits an opponent's ball 14 (or one of his own earlier balls 14) and both balls 14 hit the wall 16 (as shown in FIG. 7a), both balls 14 are removed from the playing area and placed behind the wall 16 for scoring at the end of that round.

[0029] When all the balls 14 have been putted (as shown in FIG. 8a), it is time to add up the remaining points. If there are an equal number of balls 14 of the two players behind the wall 16, no points are awarded but, if the number of balls behind the wall 16 are not equal, the player having the least number of balls 14 behind the wall 16 is awarded 1 point. The player whose ball 14 is closest to the jack ball 13 is awarded 1 point, and the marker pins 15 are advanced (or left where they were) as appropriate.

[0030] At the end of a round and the appropriate scoring has been carried out, the other player putts first and the game is continued until one of the players has scored nine points.

1. Means for playing a putting game comprising a container within which an elongated mat can be stored in a rolled-up condition and from which the mat can be dispensed, a wall that can be placed on the mat when it has been unrolled, a jack ball that can be placed on the mat at a position spaced from the wall, a first plurality of playing balls for a first player or team, a second plurality of playing balls for a second player or team, and at least one putter for hitting the playing balls.

2. Means for playing a putting game as claimed in claim 1, in which the elongated mat extends from the container through an opening in a side of the container adjacent the base thereof, and in which the free end of the mat is provided with an end stop formation that is of such size that it will not pass through the opening.

3. Means for playing a putting game as claimed in claim 1, in which the wall is so formed that it can be used for recording the scores of the players or teams, the wall comprising a main portion that is provided at its ends with hinged extensions that can be moved into positions in which they extend forwardly, i.e. away from the wall, at right angles to the main portion of the wall.

4. Means for playing a putting game as claimed in claim 3, in which the scoring facility is provided by forming downwardly ending sockets in the upwardly presented surface of the wall, forming numbers adjacent the sockets and providing marker pins that can be placed in the sockets.

5. Means for playing a putting game as claimed in claim 2, in which the elongated mat is stored in the container in its rolled-up condition mounted on a spindle having a handle which projects from the container so that, after completion of a putting game, the mat can be wound back into its stored condition.

6. Means for playing a putting game as claimed in claim 1, in which the interior of the container is provided with defined compartments for receiving the wall, the jack ball, the playing balls and the putter or putters.

7. Means for playing a putting game as claimed in claim 6, in which the container has a hinged lid and the defined compartments are in the lid.

8. A method of playing a putting game, said method comprising using the means defined in claim 1 and allocating scores to the players or teams.

9. A method of playing a putting game which comprises placing an elongated mat on a support surface, placing a wall on the elongated mat, placing a jack ball on the mat at a position spaced from the wall, dividing the players of the game into at least two teams, providing a plurality of playing balls for each team, hitting the playing balls in turn towards the jack ball and carrying out a scoring procedure in accordance with a set of rules after all of the balls have been hit.

10. A method of playing a game as claimed in claim 9, in which the rules of the game include provisions whereby, when all the playing balls have been hit, at least a point is scored for the playing ball that is nearest to the jack ball, at least a point is scored for hitting the jack ball against the wall, and at least a point is scored for hitting an opponent's playing ball against the wall.

* * * * *