

(19) World Intellectual Property Organization
International Bureau



(43) International Publication Date
10 May 2001 (10.05.2001)

PCT

(10) International Publication Number
WO 01/32639 A1

(51) International Patent Classification⁷: C07D 281/10, A61K 31/554, A61P 9/10

(21) International Application Number: PCT/US00/30114

(22) International Filing Date:
2 November 2000 (02.11.2000)

(25) Filing Language: English

(26) Publication Language: English

(30) Priority Data:
60/163,544 4 November 1999 (04.11.1999) US

(71) Applicant: ORTHO-MCNEIL PHARMACEUTICAL, INC. [US/US]; U.S. Route #202, P.O. Box 300, Raritan, NJ 08869-0602 (US).

(72) Inventors: URBANSKI, Maud, J.; 4 Dumont Road, Belle Mead, NJ 08502 (US). CHEN, Robert, H., K.; 39 Beverly Drive, Belle Mead, NJ 08502 (US).

(74) Agents: JOHNSON, Philip, S. et al.; Johnson & Johnson, 1 Johnson & Johnson Plaza, New Brunswick, NJ 08933-7003 (US).

(81) Designated States (*national*): AE, AG, AL, AM, AT, AU, AZ, BA, BB, BG, BR, BY, BZ, CA, CH, CN, CR, CU, CZ, DE, DK, DM, DZ, EE, ES, FI, GB, GD, GE, GH, GM, HR, HU, ID, IL, IN, IS, JP, KE, KG, KP, KR, KZ, LC, LK, LR, LS, LT, LU, LV, MA, MD, MG, MK, MN, MW, MX, MZ, NO, NZ, PL, PT, RO, RU, SD, SE, SG, SI, SK, SL, TJ, TM, TR, TT, TZ, UA, UG, UZ, VN, YU, ZA, ZW.

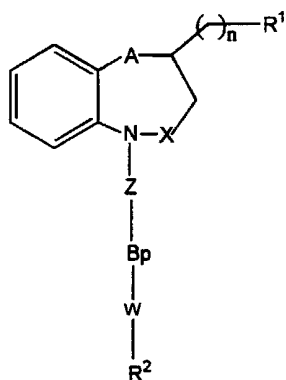
(84) Designated States (*regional*): ARIPO patent (GH, GM, KE, LS, MW, MZ, SD, SL, SZ, TZ, UG, ZW), Eurasian patent (AM, AZ, BY, KG, KZ, MD, RU, TJ, TM), European patent (AT, BE, CH, CY, DE, DK, ES, FI, FR, GB, GR, IE, IT, LU, MC, NL, PT, SE, TR), OAPI patent (BF, BJ, CF, CG, CI, CM, GA, GN, GW, ML, MR, NE, SN, TD, TG).

Published:

- With international search report.
- Before the expiration of the time limit for amending the claims and to be republished in the event of receipt of amendments.

For two-letter codes and other abbreviations, refer to the "Guidance Notes on Codes and Abbreviations" appearing at the beginning of each regular issue of the PCT Gazette.

(54) Title: NONPEPTIDE SUBSTITUTED BENZOTHAZEPINES AS VASOPRESSIN ANTAGONISTS



(I)

(57) Abstract: The invention is directed to nonpeptide substituted benzothiazepines of Formula (I), wherein A, X, Z, Bp, W, n, R¹ and R² are as described in the specification, which are useful as vasopressin receptor antagonists for treating conditions involving increased vascular resistance and cardiac insufficiency. Pharmaceutical compositions comprising a compound of Formula (I) and methods of treating conditions such as hypertension, congestive heart failure, cardiac insufficiency, coronary vasospasm, cardiac ischemia, liver cirrhosis, renal vasospasm, renal failure, cerebral edema and ischemia, stroke, thrombosis, or water retention are also disclosed.

WO 01/32639 A1



NONPEPTIDE SUBSTITUTED BENZOTHIAZEPINES
AS VASOPRESSIN ANTAGONISTS

5 Cross Reference to Related Applications

 This application claims priority from U.S. Serial No. 60/163,544, filed November 4, 1999.

10 Field of the Invention

 This invention relates to novel nonpeptide substituted vasopressin receptor antagonists. More particularly, the compounds of the present invention interrupt the binding of the peptide hormone vasopressin to its receptors and are therefore useful for treating conditions involving increased vascular resistance and cardiac insufficiency.

20 Background of the Invention

 Vasopressin is a nonapeptide hormone that is secreted primarily from the posterior pituitary gland. The hormone effects its actions through the vascular V-1 and renal V-2 receptor subtypes. The functions of vasopressin include contraction of uterine, bladder, and smooth muscle; stimulation of glycogen breakdown in the liver; release of corticotropin from the anterior pituitary; induction of platelet aggregation; and central nervous system modulation of behaviors and stress responses. The V-1 receptor mediates the contraction of smooth muscle, and hepatic glycogenolytic and central nervous system effects of vasopressin. The V-2 receptor, presumably found only

in the kidney, effects the antidiuretic actions of vasopressin via stimulation of adenylate cyclase.

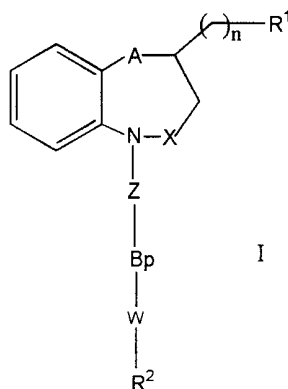
Elevated plasma vasopressin levels appear to play a
5 role in the pathogenesis of congestive heart failure (P. A.
Van Zwieten, *Progr. Pharmacol. Clin. Pharmacol.* **1990**, *7*,
49). As progress toward the treatment of congestive heart
failure, nonpeptide vasopressin V-2 receptor antagonists
have induced low osmolality aquaresis and decreased
10 peripheral resistance in conscious dogs with congestive
heart failure (H. Ogawa, *J. Med. Chem.* **1996**, *39*, 3547). In
certain pathological states, plasma vasopressin levels may
be inappropriately elevated for a given osmolality, thereby
resulting in renal water retention and hyponatremia.

15 Hyponatremia, associated with edematous conditions
(cirrhosis, congestive heart failure, renal failure), can
be accompanied by the syndrome of inappropriate secretion
of antidiuretic hormone (SIADH). Treatment of SIADH-
compromised rats with a vasopressin V-2 antagonist has
20 corrected their existing hyponatremia (G. Fujisawa, *Kidney
Int.* **1993**, *44*(1), 19). Due in part to the contractile
actions of vasopressin at its V-1 receptor in the
vasculature, vasopressin V-1 antagonists have reduced blood
pressure as a potential treatment for hypertension as well.

25 Thus, vasopressin receptor antagonists could be useful as
therapeutics in the conditions of hypertension, congestive
heart failure/cardiac insufficiency, coronary vasospasm,
cardiac ischemia, liver cirrhosis, renal vasospasm, renal
failure, cerebral edema and ischemia, stroke, thrombosis,
30 and water retention.

SUMMARY OF THE INVENTION

The present invention is directed to compounds represented by the following Formula I:



5

wherein

R^1 is selected from -COOH, formyl, o-mesylate, -SO₂OH, alkoxy sulfonyl, alkylcarboxy, substituted alkylcarboxy, arylcarboxy, substituted arylcarboxy, -NR⁴R⁵, -OH, cyano, N-morpholino, alkoxy, aralkoxy, alkylcarbamoyl, substituted alkylcarbamoyl, alkoxy carbonyl, substituted alkoxy carbonyl, -NHCOR⁶ and -CONR⁷R⁸, wherein

10
15

R^4 , R^5 , R^6 , R^7 , and R^8 are independently selected from the group consisting of H, alkyl, and aryl;

A is S, SO or SO₂;

X is CH₂ or carbonyl;

Z is CH₂, SO₂ or carbonyl, with the proviso that X is not CH₂ when Z is CH₂;

20

B is (CH₂)_m, NH or O;

W is aryl, substituted aryl, heteroaryl or substituted heteroaryl;

R^2 is -N(H)YR³ or -YN(H)R³ wherein Y is H or carbonyl;

R³ is H, alkyl, substituted alkyl, aryl or substituted aryl;

m is 1-3;

n is 1-5; and

5 p is 0 or 1.

The compounds of the present invention are vasopressin receptor antagonists useful as aquaretics and, in general, in disease states of vascular resistance.

10

Illustrative of the invention is a pharmaceutical composition comprising a pharmaceutically acceptable carrier and any of the compounds described above.

15

Illustrating the invention is a pharmaceutical composition made by mixing any of the compounds described above and a pharmaceutically acceptable carrier. An illustration of the invention is a process for making a pharmaceutical composition comprising mixing any of the compounds described above and a pharmaceutically acceptable carrier.

20

An example of the invention is a method of treating congestive heart failure in a subject in need thereof comprising administering to the subject a therapeutically effective amount of any of the compounds or pharmaceutical compositions described above.

25

Another example of the invention is a method of inhibiting the onset of a condition of vascular resistance in the subject, which comprises administering to the subject a prophylactically effective dose of the pharmaceutical composition of a compound of Formula I.

30

Further exemplifying the invention is the method of treating congestive heart failure, wherein the therapeutically effective amount of the compound is about 1 to about 30 mg/kg/day.

5

Still further exemplifying the invention is the method of inhibiting the onset of congestive heart failure, wherein the prophylactically effective amount of the compound is about 1 to about 30 mg/kg/day.

10

An additional illustration of the invention is a method of treating a condition selected from hypertension, congestive heart failure, cardiac insufficiency, coronary vasospasm, cardiac ischemia, liver cirrhosis, renal vasospasm, renal failure, cerebral edema and ischemia, stroke, thrombosis, or water retention in a subject in need thereof comprising administering to the subject a therapeutically effective amount of any of the compounds or pharmaceutical compositions described above. Preferably, the therapeutically effective amount of the compound administered for treating any of these conditions is about 1 to about 30 mg/kg/day.

15

20

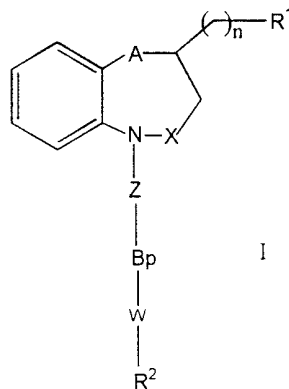
25

30

Also included in the invention is the use of any of the compounds described above for the preparation of a medicament for treating a condition selected from inner ear disorders, hypertension, congestive heart failure, cardiac insufficiency, coronary vasospasm, cardiac ischemia, liver cirrhosis, renal vasospasm, renal failure, cerebral edema and ischemia, stroke, thrombosis, or water retention in a subject in need thereof.

Detailed Description of the Invention

The present invention provides nonpeptide substituted benzothiazepine compounds which are useful as antagonists of vasopressin. More particularly, the compounds of Formula I inhibit the binding of vasopressin to V-1 and V-2 receptors, and are therefore useful in treating conditions with increased vascular resistance. Examples of conditions with increased vascular resistance include, but are not limited to, congestive heart failure, edema, water retaining states, and the like. More particularly, the present invention is directed to compounds of Formula I:



wherein

R^1 is selected from $-COOH$, formyl, o-mesylate, $-SO_2OH$, alkoxysulfonyl, alkylcarboxy, substituted alkylcarboxy, arylcarboxy, substituted arylcarboxy, $-NR^4R^5$, $-OH$, cyano, N-morpholino, alkoxy, aralkoxy, alkylcarbamoyl, substituted alkylcarbamoyl, alkoxy-carbonyl, substituted alkoxy-carbonyl, $-NHCOR^6$ and $-CONR^7R^8$, wherein

R^4 , R^5 , R^6 , R^7 , and R^8 are independently selected from the group consisting of H, alkyl, and aryl;
A is S, SO or SO_2 ;
X is CH_2 or carbonyl;
5 Z is CH_2 , SO_2 or carbonyl, with the proviso that X is not CH_2 when Z is CH_2 ;
B is $(CH_2)_m$, NH or O;
W is aryl, substituted aryl, heteroaryl or substituted heteroaryl;
10 R^2 is $-N(H)YR^3$ or $-YN(H)R^3$ wherein Y is H or carbonyl;
 R^3 is H, alkyl, substituted alkyl, aryl or substituted aryl;
m is 1-3;
n is 1-5; and
15 p is 0 or 1.

The nonpeptide substituted benzodiazepine compounds of the present invention are vasopressin receptor antagonists, in a preferred embodiment, the compounds are orally active. As demonstrated by the results of the
20 pharmacological studies described hereinafter, the compounds show the ability to block vasopressin binding to recombinant V-1 and V-2, and therefore are useful as therapeutics in or prophylactics against the conditions of
25 hypertension, congestive heart failure/cardiac insufficiency, coronary vasospasm, cardiac ischemia, liver cirrhosis, renal vasospasm, renal failure, cerebral edema and ischemia, stroke, thrombosis, and water retention.

30 In particular, compounds of Formula I, wherein R^1 is -COOH, formyl, o-mesylate, $-SO_2OH$, alkylcarboxy, substituted

alkylcarboxy, aralcarboxy, substituted aralcarboxy, cyano, N-morpholino, alkoxy, aralkoxy, alkylcarbamoyle, or substituted alkylcarbamoyle, are embodiments of the present invention.

5

More particularly, compounds of Formula I wherein A is S, p is 0, and n is 1 or 2 are embodiments of this invention.

10

Compounds of Formula I wherein X is CH₂ and Z is carbonyl, are also particular embodiments of this invention.

15

Compounds of Formula I wherein W is phenyl, substituted phenyl, benzyl, substituted benzyl, pyridinyl, substituted pyridinyl, naphthyl or substituted naphthyl, are still particular embodiments of this invention.

20

Compounds of Formula I, wherein R² is -N(H)YR³ in which Y is carbonyl and R³ is substituted phenyl, are further particular embodiments of the present invention. In particular, compounds of Formula I wherein R² is -NHCO(2-Ph)Ph are yet other embodiments of the present invention.

25

Compounds of Formula I, wherein R³ is phenyl or substituted phenyl, are still other embodiments of the present invention.

30

In addition, compounds of Formula I, wherein R¹ is amine, substituted amine, -NHCOR⁶ or -CONR⁷R⁸ wherein R⁶, R⁷

and R⁸ are as described hereinabove, are particular embodiments of the present invention.

More particularly, compounds of Formula I wherein
5 R¹ is selected from -NH₂, -NHCH₃, -N(CH₃)₂, -NHBOC, -
N(BOC)₂, -NHCOC(CH₃)₂NH₂, -N(COC(CH₃)₂NH₂)₂ and -
NCH₂(2,5-OCH₃)Ph;

W is Ph or substituted Ph;

R² is -NH₂, -NHAc, -NHCO(2-CH₃)Ph or -NHCO(2-Ph)Ph;

10 and

p is 0

are also particular embodiments of the present invention.

15 Compounds of Formula I wherein R¹ is -OH are particular
embodiments of the present invention, too.

More particularly, compounds of Formula I wherein
R¹ is -OH;

20 W is heteroaryl, Ph or substituted Ph;

R² is -NH₂, -NHAc, -NHCOCH₃, -NHCO(2-CH₃)Ph, -NHCO(2-
Ph)Ph, -NHCO(2-CH₃,5-F)Ph, or -NHCO(3,4-Cl)Ph; and

p is 0

25 are also particular embodiments of the present
invention.

Compounds of Formula I wherein R¹ is alkoxy carbonyl,
substituted alkoxy carbonyl, or -CONR⁷R⁸ wherein R⁷ and R⁸ are
as described hereinabove, are particular embodiments of the
30 present invention as well.

More particularly, compounds of Formula I wherein
 R^1 is alkoxycarbonyl, substituted alkoxycarbonyl, or -
 CONR^7R^8 wherein R^7 and R^8 are as described hereinabove;
 Z is carbonyl;

5 W is Ph or substituted Ph;

R^2 is $-\text{NHCO}(2\text{-Ph})\text{Ph}$; and

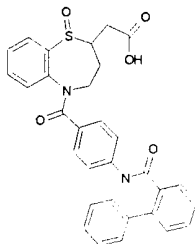
p is 0

are also particular embodiments of the present
invention.

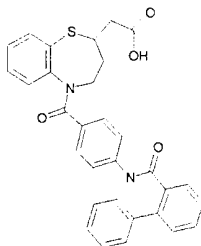
10

The following compounds are further particular
embodiments of the present invention:

Compound 24: 2-Carboxymethyl-1-oxo-5-(4-(2-
15 phenylbenzoylamino)benzoyl)-1,5-benzothiazepine

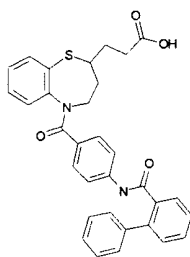


Compound 29: 2-Carboxymethyl-5-(4-(2-
phenylbenzoylamino)benzoyl)-1,5-benzothiazepine



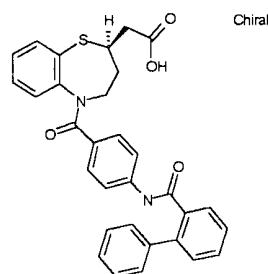
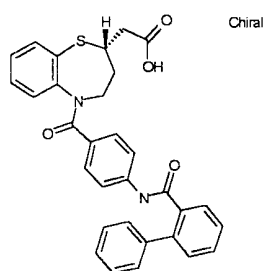
20

Compound 31: 2-(2-Carboxyethyl)-5-[4-(2-
phenylbenzoylamino)benzoyl]-1,5-benzothiazepine



Compound 33 and Compound 34: 2-Carboxymethyl-5-[4-(2-phenylbenzoylamino)benzoyl]-1,5-benzothiazepine

5



10

The compounds of the present invention may also be present in the form of a pharmaceutically acceptable salt or salts. For use in medicine, the salt or salts of the compounds of this invention refer to non-toxic "pharmaceutically acceptable salt or salts." Other salts may, however, be useful in the preparation of compounds according to this invention or of their pharmaceutically acceptable salts. Representative organic or inorganic acids include, but are not limited to, hydrochloric, hydrobromic, hydriodic, perchloric, sulfuric, nitric, phosphoric, acetic, propionic, glycolic, lactic, succinic, maleic, fumaric, malic, tartaric, citric, benzoic, mandelic, methanesulfonic, hydroxyethanesulfonic, benzenesulfonic, oxalic, pamoic, 2-naphthalenesulfonic, *p*-toluenesulfonic, cyclohexanesulfamic, salicylic,

20

saccharinic or trifluoroacetic acid. Representative basic/cationic salts include, but are not limited to, benzathine, chlorprocaine, choline, diethanolamine, ethylenediamine, meglumine, procaine, aluminum, calcium, lithium, magnesium, potassium, sodium, or zinc.

Where the compounds according to this invention have at least one stereogenic center, they may accordingly exist as enantiomers. Where the compounds possess two or more stereogenic centers, they may additionally exist as diastereomers. It is to be understood that all such isomers and mixtures thereof are encompassed within the scope of the present invention. Furthermore, some of the crystalline forms for the compounds may exist as polymorphs and as such are intended to be included in the present invention. In addition, some of the compounds may form solvates with water (i.e., hydrates) or common organic solvents, and such solvates are also intended to be encompassed within the scope of this invention.

The term "subject" as used herein, refers to an animal, preferably a mammal, most preferably a human, who has been the object of treatment, observation or experiment.

As used herein, "treating" a disorder means eliminating or otherwise ameliorating the cause and/or effects thereof. To "inhibit" or "inhibiting" the onset of a disorder means preventing, delaying or reducing the likelihood of such onset.

Methods are known in the art for determining therapeutically and prophylactically effective doses for the instant pharmaceutical composition. The term "therapeutically effective amount" as used herein, means that amount of active compound or pharmaceutical agent that elicits the biological or medicinal response in a tissue system, animal or human that is being sought by a researcher, veterinarian, medical doctor or other clinician, which includes alleviation of the symptoms of the disease or disorder being treated. The term "prophylactically effective amount" refers to that amount of active compound or pharmaceutical agent that inhibits in a subject the onset of a disorder as being sought by a researcher, veterinarian, medical doctor or other clinician, the delaying of which disorder is mediated by the reduction of increased vascular resistance.

Unless otherwise noted, under standard nomenclature used throughout this disclosure the terminal portion of the designated side chain is described first, followed by the adjacent functionality toward the point of attachment.

Unless otherwise noted, "alkyl" and "alkoxy" as used herein, whether used alone or as part of a substituent group, include straight and branched chains having 1 to 8 carbon atoms, or any number within this range. For example, alkyl radicals include methyl, ethyl, *n*-propyl, isopropyl, *n*-butyl, isobutyl, *sec*-butyl, *t*-butyl, *n*-pentyl, 3-(2-methyl)butyl, 2-pentyl, 2-methylbutyl, neopentyl, *n*-hexyl, 2-hexyl and 2-methylpentyl. Alkoxy radicals are oxygen ethers formed from the previously

described straight or branched chain alkyl groups. Cycloalkyl groups contain 3 to 8 ring carbons and preferably 5 to 7 ring carbons.

5 The term "Ar" or "aryl" as used herein, whether used alone or as part of a substituent group, refers to an aromatic group such as phenyl and naphthyl. When the Ar or aryl group is substituted, it may have one to three substituents which are independently selected from C₁-C₈ alkyl, C₁-C₈ alkoxy, fluorinated C₁-C₈ alkyl (e.g., trifluoromethyl), fluorinated C₁-C₈ alkoxy (e.g., trifluoromethoxy), halogen, cyano, hydroxy, amino, nitro, C₁-C₄ alkylamino (i.e., -NH-C₁-C₄ alkyl), C₁-C₄ dialkylamino (i.e., -N-[C₁-C₄ alkyl]₂ wherein the alkyl groups can be the same or different), or unsubstituted, mono-, di- or tri-substituted phenyl wherein the substituents on the phenyl are independently selected from C₁-C₈ alkyl, C₁-C₈ alkoxy, fluorinated C₁-C₈ alkyl, fluorinated C₁-C₈ alkoxy, halogen, cyano, hydroxy, amino, nitro, alkylamino, dialkylamino or heteroaryl. "Ph" or "PH" denotes phenyl.

 The term "heteroaryl" as used herein represents a stable five or six membered monocyclic aromatic ring system which consists of carbon atoms and from one to three heteroatoms selected from N, O or S. The heteroaryl group may be attached at any heteroatom or carbon atom which results in the creation of a stable structure. Examples of heteroaryl groups include, but are not limited to pyridinyl, pyrazinyl, pyridazinyl, pyrimidinyl, thiophenyl, furanyl, imidazolyl, isoxazolyl, oxazolyl, pyrazolyl, pyrrolyl, thiazolyl, thiadiazolyl, triazolyl,

benzimidazolyl, benzofuranyl, benzothienyl,
benzisoazolyl, benzoxazolyl, benzopyrazolyl, indolyl,
benzothiazolyl, benzothiadiazolyl, benzotriazolyl or
quinolinyl. Preferred heteroaryl groups include pyridinyl,
5 thiophenyl, furanyl and quinolinyl. When the heteroaryl
group is substituted, the heteroaryl group may have one to
three substituents which are independently selected from
C₁-C₈ alkyl, halogen, aryl, heteroaryl,
alkoxy, alkylamino, dialkylamino, arylamino, nitro, and
10 hydroxy.

The term "aralkoxy" indicates an alkoxy group
substituted with an aryl group (e.g., benzyloxy).

15 The term "acyl" as used herein, whether used alone or
as part of a substituent group, means an organic radical
having 2 to 6 carbon atoms (branched or straight chain)
derived from an organic acid by removal of the hydroxyl
group.

20 The term "halogen" shall include iodine, bromine,
chlorine and fluorine.

25 The terms "substituted alkylcarboxy," "substituted
aralcarboxy" and "substituted alkylcarbamoyle" denote
alkylcarboxy, aralcarboxy and alkylcarbamoyle substituted
with radicals including, but not limited to, halogen,
alkyl, alkoxy, amino, and the like.

30 Whenever the term "alkyl", "acyl", or "aryl" or either
of their prefix roots appear in a name of a substituent

(e.g., aralkyl, dialkylamino) it shall be interpreted as including those limitations given above for "alkyl", "acyl", and "aryl." Designated numbers of carbon atoms (e.g., C₁-C₆) shall refer independently to the number of carbon atoms in an alkyl or cycloalkyl moiety or to the alkyl portion of a larger substituent in which alkyl appears as its prefix root.

It is intended that the definition of any substituent or variable at a particular location in a molecule be independent of its definitions elsewhere in that molecule.

It is understood that substituents and substitution patterns on the compounds of this invention can be selected by one of ordinary skill in the art to provide compounds that are chemically stable and that can be readily synthesized by techniques known in the art as well as those methods set forth herein.

As used herein, the term "composition" is intended to encompass a product comprising the specified ingredients in the specified amounts, as well as any product which results, directly or indirectly, from combinations of the specified ingredients in the specified amounts.

The utility of the compounds to treat disorders of increased vascular resistance can be determined according to the procedures described herein. The present invention therefore provides a method of treating vascular resistance disorders in a subject in need thereof which comprises administering any of the compounds as defined herein in a quantity effective to treat vascular resistance disorders.

The compound may be administered to a patient by any conventional route of administration, including, but not limited to, intravenous, oral, subcutaneous, intramuscular, intradermal and parenteral.

5

The present invention also provides pharmaceutical compositions comprising one or more compounds of this invention in association with a pharmaceutically acceptable carrier.

10

To prepare the pharmaceutical compositions of this invention, one or more compounds of Formula I or salt thereof of the invention as the active ingredient, is intimately admixed with a pharmaceutical carrier according to conventional pharmaceutical compounding techniques, which carrier may take a wide variety of forms depending of the form of preparation desired for administration, e.g., oral or parenteral such as intramuscular. In preparing the compositions in oral dosage form, any of the usual pharmaceutical media may be employed. Thus, for liquid oral preparations, such as for example, suspensions, elixirs and solutions, suitable carriers and additives include water, glycols, oils, alcohols, flavoring agents, preservatives, coloring agents and the like; for solid oral preparations such as, for example, powders, capsules, caplets, gelcaps and tablets, suitable carriers and additives include starches, sugars, diluents, granulating agents, lubricants, binders, disintegrating agents and the like. Because of their ease in administration, tablets and capsules represent the most advantageous oral dosage unit form, in which case solid

20
25
30

pharmaceutical carriers are obviously employed. If desired, tablets may be sugar coated or enteric coated by standard techniques. For parenterals, the carrier will usually comprise sterile water, through other ingredients, for example, for purposes such as aiding solubility or for preservation, may be included. Injectable suspensions may also be prepared, in which case appropriate liquid carriers, suspending agents and the like may be employed.

The pharmaceutical compositions herein will contain, per dosage unit, e.g., tablet, capsule, powder, injection, teaspoonful and the like, an amount of the active ingredient necessary to deliver an effective dose as described above. The pharmaceutical compositions herein will contain, per unit dosage unit, e.g., tablet, capsule, powder, injection, suppository, teaspoonful and the like, of from about 1 mg to 30 mg/kg and may be given at a dosage of from about 1 to 30 mg/kg/day (preferred 3 to 15 mg/kg/day). The dosages, however, may be varied depending upon the requirement of the patients, the severity of the condition being treated and the compound being employed. The use of either daily administration or post-periodic dosing may be employed.

Preferably these compositions are in unit dosage forms such as tablets, pills, capsules, powders, granules, sterile parenteral solutions or suspensions, metered aerosol or liquid sprays, drops, ampoules, autoinjector devices or suppositories; for oral parenteral, intranasal, sublingual or rectal administration, or for administration by inhalation or insufflation. Alternatively, the composition may be presented in a form suitable for once-

weekly or once-monthly administration; for example, an insoluble salt of the active compound, such as the decanoate salt, may be adapted to provide a depot preparation for intramuscular injection. For preparing
5 solid compositions such as tablets, the principal active ingredient is mixed with a pharmaceutical carrier, e.g. conventional tableting ingredients such as corn starch, lactose, sucrose, sorbitol, talc, stearic acid, magnesium stearate, dicalcium phosphate or gums, and other
10 pharmaceutical diluents, e.g. water, to form a solid preformulation composition containing a homogeneous mixture of a compound of the present invention, or a pharmaceutically acceptable salt thereof. When referring to these preformulation compositions as homogeneous, it is
15 meant that the active ingredient is dispersed evenly throughout the composition so that the composition may be readily subdivided into equally effective dosage forms such as tablets, pills and capsules. This solid preformulation composition is then subdivided into unit dosage forms of
20 the type described above containing from 0.1 to about 500 mg of the active ingredient of the present invention. The tablets or pills of the novel composition can be coated or otherwise compounded to provide a dosage form affording the advantage of prolonged action. For example, the tablet or
25 pill can comprise an inner dosage and an outer dosage component, the latter being in the form of an envelope over the former. The two components can be separated by an enteric layer which serves to resist disintegration in the stomach and permits the inner component to pass intact into
30 the duodenum or to be delayed in release. A variety of material can be used for such enteric layers or coatings,

such materials including a number of polymeric acids with such materials as shellac, cetyl alcohol and cellulose acetate.

5 The liquid forms in which the novel compositions of the present invention may be incorporated for administration orally or by injection include, aqueous solutions, suitably flavoured syrups, aqueous or oil
10 suspensions, and flavoured emulsions with edible oils such as cottonseed oil, sesame oil, coconut oil or peanut oil, as well as elixirs and similar pharmaceutical vehicles. Suitable dispersing or suspending agents for aqueous
15 suspensions, include synthetic and natural gums such as tragacanth, acacia, alginate, dextran, sodium carboxymethylcellulose, methylcellulose, polyvinyl-
pyrrolidone or gelatin.

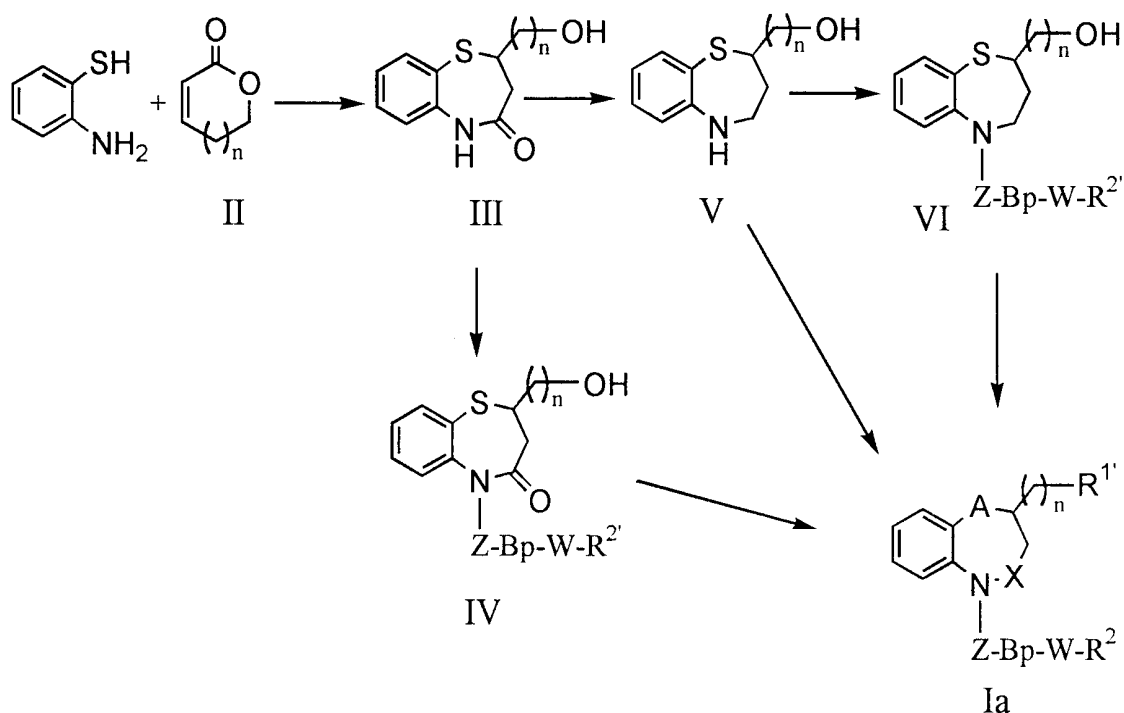
 Where the processes for the preparation of the compounds according to the invention give rise to mixture
20 of stereoisomers, these isomers may be separated by conventional techniques such as preparative chromatography.

 The compounds may be prepared in racemic form, or individual enantiomers may be prepared either by enantiospecific synthesis or by resolution. The compounds
25 may, for example, be resolved into their components enantiomers by standard techniques, such as the formation of diastereomeric pairs by salt formation. The compounds may also be resolved by formation of diastereomeric esters or amides, followed by chromatographic separation and
30 removal of the chiral auxiliary. Alternatively, the compounds may be resolved using a stereogenic HPLC column.

5 During any of the processes for preparation of the
compounds of the present invention, it may be necessary
and/or desirable to protect sensitive or reactive groups
on any of the molecules concerned. This may be achieved
by means of conventional protecting groups, such as those
described in Protective Groups in Organic Chemistry, ed.
J.F.W. McOmie, Plenum Press, 1973; and T.W. Greene &
P.G.M. Wuts, Protective Groups in Organic Synthesis, John
10 Wiley & Sons, 1991. The protecting groups may be removed
at a convenient subsequent stage using methods known from
the art.

15 This invention will be better understood by reference
to the schemes and examples that follow, but those skilled
in the art will readily appreciate that these are only
illustrative of the invention as described more fully in
the claims which follow thereafter.

Scheme 1



5 As set forth in Scheme 1, wherein R^{1'} is -COOH, formyl, alkoxy, aralkoxy, or -O(CO)R⁹, R⁹ is alkyl, substituted alkyl, aryl or substituted aryl, R^{2'} is nitro, -N(H)YR³ or -YN(H)R³, and A, X, Z, Bp, W, Y, R², R³, n are as described above, a base such as triethylamine is added

10 to a mixture of 2-aminothiophenol and a compound of Formula II, such as 5,6-dihydro-2H-pyran-2-one, all of which are either commercially available or may be readily prepared by known methods. The mixture can be dissolved

15 in an appropriate non-polar solvent like methylene chloride and then heated in refluxing xylene to obtain the corresponding compound of Formula III. The compound of Formula III can be alkylated under basic conditions (such as with potassium carbonate or NaH) to yield the corresponding compound of Formula IV, such as by treatment

with an alkylating agent including but not limited to substituted benzyl bromide or chlorides in refluxing acetone, dimethylformamide (DMF), or tetrahydrofuran (THF).

5

Alternatively, the compound of Formula III can be treated with an appropriate reducing agent such as diborane or lithium aluminum hydride in an appropriate solvent such as tetrahydrofuran, ether or 1,4-dioxane to
10 obtain the corresponding compound of Formula V. The compound of Formula V can be alkylated or acylated preferably at a temperature in the range of 0-60°C to form the corresponding compound of Formula VI, such as by adding either substituted benzyl, substituted benzene
15 sulfonyl, or phenacyl halides to a solution of the corresponding compound of Formula V in tetrahydrofuran, ether or methylene chloride pretreated with N,O-bis(trimethylsilyl)acetamide.

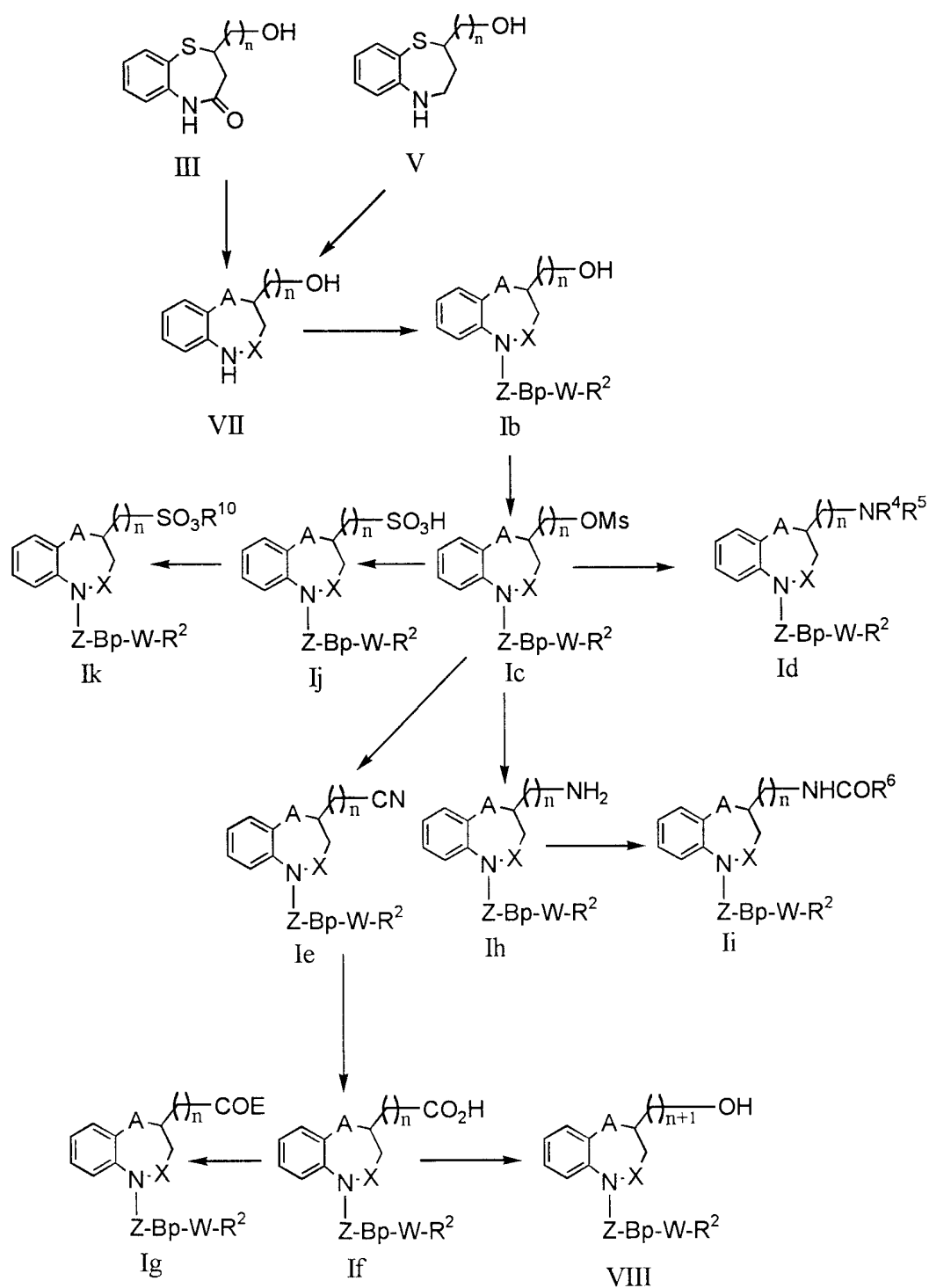
20 Compounds of Formulae IV and VI wherein R^{2'} is nitro or acetamide can be converted to substituted anilines via standard procedures such as catalytic hydrogenation or acid treatment. The aniline can then be further substituted with a variety of substituted phenacyl halides
25 in an appropriate solvent such as methylene chloride or THF and a base such as triethylamine once treated with N,O-bis(trimethylsilyl)acetamide to form the corresponding compounds of Formula Ia wherein R² is -N(H)YR³ or -YN(H)R³.

30

The compounds of Formulae IV and VI can be alkylated, acylated, or oxidized to form compounds of Formula Ia. Alkylation or acylation at the hydroxyl position can be accomplished by the addition of an alkyl or acylhalide in the presence of a base such as sodium hydride, potassium hydride or triethylamine in an appropriate solvent such as THF, DMF or methylene chloride. Phenyl or substituted phenyl ethers can be formed by the addition of phenol or substituted phenols to compound of Formulae IV and VI using triphenylphosphine and diethyl azodicarboxylate in a solvent such as tetrahydrofuran. Oxidation can be executed by using oxidizing agents such as pyridinium chlorochromate, pyridinium dichromate or Jones reagent using known procedures for this transformation.

To make compounds of Formula I wherein R^1 is o-mesylate, $-SO_2OH$, alkoxy sulfonyl, alkoxy carbonyl, substituted alkoxy carbonyl, $-NR^4R^5$, $-OH$, cyano, N-morpholino, $-NHCOR^6$ or $-CONR^7R^8$, the compounds of Formula III or V may be used as the starting material and can be further converted to the corresponding compounds of Formula I or VIII according to Scheme 2.

Scheme 2



As set forth in Scheme 2, wherein E is $-\text{NR}^7\text{R}^8$ or $-\text{OR}^{10}$, R^{10} is alkyl or substituted alkyl, and A, X, Z, Bp, W, R^2 , R^7 , R^8 , n are as described above, the intermediates (III

and V) may be oxidized to form the corresponding compounds of Formula VII using oxidizing agents such as 3-chloroperoxybenzoic acid in an appropriate solvent such as methylene chloride. Alkylation or acylation on the ring nitrogen of Formula VII can be achieved preferably at a temperature in the range of 0-60°C to form the corresponding compound of Formula Ib, such as by adding either substituted benzyl, or phenacyl halides to a solution of the corresponding compound of Formula VII in tetrahydrofuran, ether or methylene chloride pretreated with N,O-bis(trimethylsilyl)acetamide.

The hydroxyl group in the compound of Formula Ib can be converted under basic conditions such as TEA to the mesylate in the compound of Formula Ic. The mesylate can then be displaced with a variety of substituted amines or morpholine preferably at a temperature between 60 and 80°C in an appropriate solvent such as tetrahydrofuran or dimethylformamide to give compounds of the Formula Id. The mesylate can also be heated under similar conditions with ammonium hydroxide to afford compounds of the Formula Ih which can be further functionalized by treatment with substituted acylhalides and triethylamine in non-polar solvents such as THF or methylene chloride to give the corresponding compounds of the Formula Ii.

Alternatively, the mesylate of Formula Ic can be treated with sodium cyanide in an appropriate solvent such as dimethylformamide to give the compound of Formula Ie. The compound of Formula Ie can be further hydrolyzed to form the compound of Formula If under basic conditions

such as NaOH. An alternative way to extend the CH₂ chain connecting R¹ is reduction of the compound of Formula If with an appropriate reducing agent such as lithium aluminum hydride (LAH) to obtain the compound of Formula VIII, which can then be used in place of Ib for making the compounds of Formulae Ic-Ik.

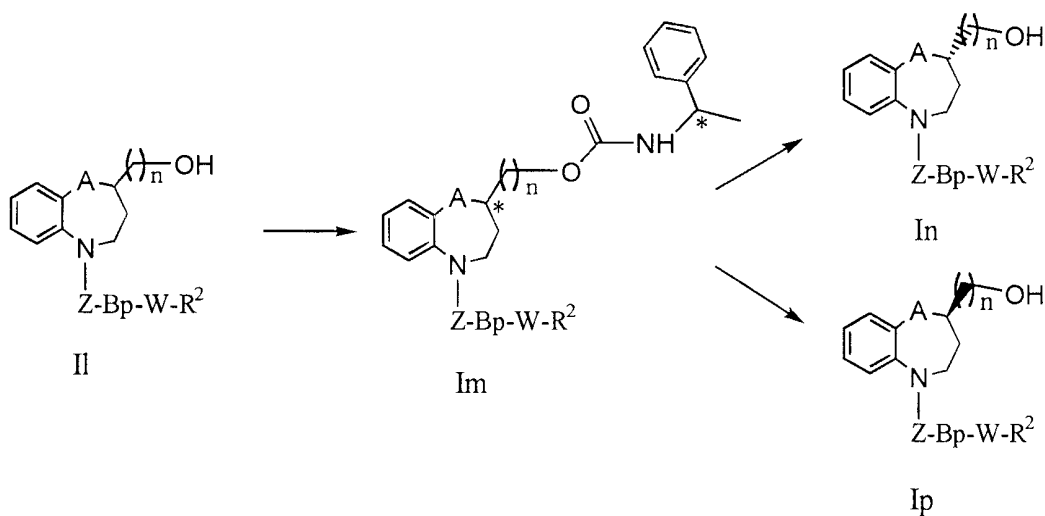
Esters of Formula Ig can be prepared by treating the carboxylic acids of Formula If with an alkylhalide under basic conditions (such as with NaH or potassium carbonate) in dimethylformamide or tetrahydrofuran. The unsubstituted amides of Formula Ig can be prepared by treating the carboxylic acids of Formula If with di-tert-butyl dicarbonate, ammonium hydrogen carbonate and pyridine in a suitable solvent such as dioxane. Substituted amides of Formula Ig can be obtained by forming the acid chlorides of Ig using thionylchloride as the reagent. The acid chloride can then be reacted with substituted amines.

Alternatively, the mesylate of Formula Ic can also be converted to a bromide using a metal halide such as lithium, potassium, or sodium bromide in dry tetrahydrofuran, dimethylformamide or acetonitrile. This can then be converted to the sulfonic acid in the compound of Formula Ij by treating the bromide with sodium sulfite in an appropriate solvent such as ethanol/water. The sulfonic acids can be converted to sulfonyl chlorides by treatment with thionyl chloride or phosphorous pentachloride followed by treatment with an alkanol using a base such as pyridine under known conditions to give the corresponding compounds of Formula Ik.

The compounds of this invention exist in a racemic form as well as (-) and (+) enantiomers. The racemate can be resolved into the optical antipodes by known methods, such as chiral HPLC methods, conversion and separation of diastereomeric salts, or formation and separation of diastereomeric esters or carbamates. As exemplified in Scheme 3 below, wherein compounds of Formula II may be made according to Schemes 1 and/or 2 and (*) represents a stereogenic center, the diastereomeric carbamates of Formula Im can be formed by the addition of a chiral auxiliary such as (S)-(-)-1-phenylethylisocyanate to the starting substituted benzothiazepine of Formula II in refluxing toluene. Once separated by column chromatography each pure diastereomer can be hydrolyzed under basic conditions (sodium ethoxide) to obtain each enantiomer of Formulae In and Ip in pure form.

Scheme 3

20



The method of treating vascular resistance disorders described in the present invention may also be carried out using a pharmaceutical composition comprising any of the
5 compounds as defined herein and a pharmaceutically acceptable carrier. The pharmaceutical composition may contain between about 100 mg and 1000 mg, preferably about 100 to 500 mg, of the compound, and may be constituted into any form suitable for the mode of administration selected.

10 Carriers include necessary and inert pharmaceutical excipients, including, but not limited to, binders, suspending agents, lubricants, flavorants, sweeteners, preservatives, dyes, and coatings. Compositions suitable for oral administration include solid forms, such as pills,
15 tablets, caplets, capsules (each including immediate release, timed release and sustained release formulations), granules, and powders, and liquid forms, such as solutions, syrups, elixers, emulsions, and suspensions. Forms useful for parenteral administration include sterile solutions,
20 emulsions and suspensions.

Advantageously, compounds of the present invention may be administered in a single daily dose, or the total daily dosage may be administered in divided doses of two, three
25 or four times daily. Furthermore, compounds for the present invention can be administered in intranasal form via topical use of suitable intranasal vehicles, or via transdermal skin patches well known to those of ordinary skill in that art. To be administered in the form of a
30 transdermal delivery system, the dosage administration

will, of course, be continuous rather than intermittent throughout the dosage regimen.

For instance, for oral administration in the form of a tablet or capsule, the active drug component can be combined with an oral, non-toxic pharmaceutically acceptable inert carrier such as ethanol, glycerol, water and the like. Moreover, when desired or necessary, suitable binders; lubricants, disintegrating agents and coloring agents can also be incorporated into the mixture.

Suitable binders include, without limitation, starch, gelatin, natural sugars such as glucose or beta-lactose, corn sweeteners, natural and synthetic gums such as acacia, tragacanth or sodium oleate, sodium stearate, magnesium stearate, sodium benzoate, sodium acetate, sodium chloride and the like. Disintegrators include, without limitation, starch, methyl cellulose, agar, bentonite, xanthan gum and the like.

The liquid forms can be in suitably flavored suspending or dispersing agents such as the synthetic and natural gums, for example, tragacanth, acacia, methyl-cellulose and the like. For parenteral administration, sterile suspensions and solutions are desired. Isotonic preparations which generally contain suitable preservatives are employed when intravenous administration is desired.

The compound of the present invention can also be administered in the form of liposome delivery systems, such as small unilamellar vesicles, large unilamellar vesicles, and multilamellar vesicles. Liposomes can be formed from a

variety of phospholipids, such as cholesterol, stearylamine or phosphatidylcholines.

5 Compounds of the present invention may also be delivered by the use of monoclonal antibodies as individual carriers to which the compound molecules are coupled. The compounds of the present invention may also be coupled with soluble polymers as targetable drug carriers. Such
10 polymers can include polyvinylpyrrolidone, pyran copolymer, polyhydroxypropylmethacrylamidephenol, polyhydroxy-ethylaspartamidephenol, or polyethyl eneoxydepolylysine substituted with palmitoyl residue. Furthermore, the compounds of the present invention may be coupled to a class of biodegradable polymers useful in achieving
15 controlled release of a drug, for example, polylactic acid, polyepsilon caprolactone, polyhydroxy butyeric acid, polyorthoesters, polyacetals, polydihydropyrans, polycyanoacrylates and cross-linked or amphipathic block copolymers of hydrogels.

20

Compounds of this invention may be administered in any of the foregoing compositions and according to dosage regimens established in the art whenever treatment of disorders of vascular resistance is required.

25

The daily dosage of the products may be varied over a wide range from 100 to 1000 mg per adult human per day. For oral administration, the compositions are preferably provided in the form of tablets containing the active
30 ingredient in the amount sufficient for the symptomatic adjustment of the dosage to the patient to be treated. An

effective amount of the drug is ordinarily supplied at a dosage level of from about 1 mg/kg to about 30 mg/kg of body weight per day. Preferably, the range is from about 3 to about 15 mg/kg of body weight per day, most preferably, from about 5 to about 10 mg/kg of body weight per day. The compounds may be administered on a regimen of 1 to 2 times per day.

Optimal dosages to be administered may be readily determined by those skilled in the art, and will vary with the particular compound used, the mode of administration, the strength of the preparation, the mode of administration, and the advancement of the disease condition. In addition, factors associated with the particular patient being treated, including patient age, weight, diet and time of administration, will result in the need to adjust dosages.

The following examples are intended to illustrate the invention but not to limit it.

Example 1

2-(2-Hydroxyethyl)-benzothiazepin-4-one

2-Aminothiophenol (51g, 410mmol) and 5,6-dihydropyran-2-one (40g, 410mmol) were combined with triethylamine (1ml) in CH₂Cl₂ (500ml) causing an exothermic reaction that was allowed to cool to room temperature (RT). The mixture was stirred at room temperature for two days. The reaction was washed with dilute NH₄Cl then with brine and dried over Na₂SO₄. The

volatiles were removed *in vacuo*. The resulting yellow oil (91 g) was diluted with xylene (500 ml) and stirred at reflux for 5 days, chilled and the resulting light brown crystals, collected by filtration. 52g, 61% . mp 173 -
5 175°C. ¹H NMR (300MHz, CDCl₃) 9.66 (broad s, 1H), 7.60 - 6.85 (m, 4H), 4.45 (t, 1H), 3.77 (m, 1H), 3.67 - 3.13 (m, 2H), 2.63 - 2.00 (m, 2H), 1.90 - 1.53 (m, 2H); IR (KBr) 3400, 2200, 1600 cm⁻¹; MS: *m/z* (MH⁺) 224

10 Example 2

2-(2-Hydroxyethyl)-1,5-benzothiazepine

A borane THF solution (1M solution; 600ml) was slowly added to a cooled (0°C) solution of 2-(2-hydroxyethyl)-
15 benzothiazepin-4-one as prepared in Example 1 (50g, 0.22M) in dry THF (500ml). The ice bath was removed and the mixture was stirred at reflux overnight then allowed to cool to room temperature. The mixture was cooled in an ice bath and quenched with 1N NaOH. The THF was removed
20 under reduced pressure and the aqueous mixture extracted with ethyl acetate (EtOAc) (2 x 300ml). The combined EtOAc extracts were washed with brine, dried (MgSO₄), filtered and evaporated *in vacuo* to give a yellow oil. ¹H
25 NMR (300MHz, CDCl₃) δ 7.36 (d, 1H); 7.046 (t, 1H); 6.766 (t, 1H); 6.725 (d, 1H); 4.413 (s, 1H); 3.915 - 3.773 (m, 2H); 3.646 - 3.57 (m, 1H); 3.317 - 3.227 (m, 1H); 3.119 - 3.051 (m, 1H), 2.248 - 2.186 (m, 1H); 1.934 - 1.789 (m, 1H). MS: *m/z* (MH⁺) 210.

Example 3**2-(2-Hydroxyethyl)-5-(4-(2-phenylbenzoylamino)benzoyl)-1,5-benzothiazepine (Compound 17)**

5 A mixture of 2-biphenylcarboxylic acid (25g, 0.13M) in thionyl chloride (80ml) was stirred at room temperature overnight and the excess SOCl₂ removed under reduced pressure to give the acid chloride as a yellow oil. The oil was dissolved in methylene chloride (60ml) and slowly
10 added through an addition funnel to a solution of methyl(4-amino) benzoate (20g, 0.13M) and triethylamine (28ml, 0.198M) dissolved in methylene chloride (400ml). The resulting mixture was stirred at room temperature for 4 - 5 hours and water (500ml) was added. Layers were
15 separated, the CH₂Cl₂ layer dried (MgSO₄) and solvent removed under reduced pressure. The resulting solids were washed with diethyl ether and dried to give a tan solid benzyl ester (37g, 89%). M.P. 160 - 161°C. To a stirred solution of the ester (37g, 0.11M) in CH₃OH (400ml) was
20 slowly added 6.6N NaOH (100ml). Stirring was continued till all solids dissolved (6 hours). The methanol was removed under reduced pressure, the solids dissolved in H₂O and concentrated HCl was slowly added to the stirred solution. The mixture was stirred at RT overnight and the
25 resulting white solid precipitates collected and dried to give the desired p-substituted benzoic acid as a white crystalline solid (34.4g, 97%). MS: m/z (M⁺) 318. The acid chloride was prepared by stirring the acid (34 g, 0.1M) in thionyl chloride (260ml) with gentle heating (40°C
30 oil bath) for 4 hours. The residual semi solid was diluted with toluene and filtered to give the acid

chloride product as white solid (33.6g, 93.5%). M.P. 148 - 150°C. To a cold (ice bath) solution of 2-(2-hydroxyethyl)-1,5-benzothiazepine as prepared in Example 2, (17g, 0.082M) in dry THF (100ml) was slowly added N,O-bis(trimethylsilyl)acetamide (36ml, 0.16M). The resulting mixture was stirred at room temperature for 1.5hr and the prepared 4-(2-phenylbenzoylamino)-benzoylchloride (27g, 0,082M) dissolved in methylene chloride was slowly added through an additional funnel over a 45 min. period. Stirring was continued for an additional two hours and H₂O was slowly added. The aqueous mixture was stirred overnight and the resulting solid precipitates were collected by filtration and dried to give the desired substituted benzothiazepine product(35.4g, 85%). M.P. 224-228°C. Compound exists as a pair of rotamers. ¹H NMR (300MHz, DMSOd₆) δ 10.26(s,1H); 7.62 - 6.88 (m, 18H), 4.85, 4.54 (m, 2H); 3.59 (m, 2H); 3.07, 2.96, 2.14 (m, 2H); 2.27, 2.14 (m 1H); 1.94 (m, 1H); 1.76 (m, 1H); 1.54 (m, 1H). MS: *m/z* (MH⁺) 509.

Example 4

2-Carboxymethyl-5-(4-(2-phenylbenzoylamino)benzoyl)-1,5-benzothiazepine (Compound 29)

Pyridinium dichromate (38g, 0.1M) was slowly added to a solution of Compound 17 as prepared in Example 3 (10.2g, 0.02M) in dimethylformamide (50ml). The resulting mixture was stirred at room temperature for 4 - 6 hours and diluted with methylene chloride (200ml). The mixture was stirred at room temperature for 30 minutes and filtered through a short column (EM silica gel 60/Celite) eluting

further with methylene chloride then ethyl acetate. The solvents were removed under reduced pressure to give a crude semi-solid. Flash column chromatography (EM silica gel 60; 5% MeOH in CH₂Cl₂) followed by recrystallization, gave pure product as a white solid (9.2g, 88%). M.P. 204-208°C. Compound exists as a pair of rotamers. ¹H NMR (400MHz, DMSO-d₆) δ 10.29 (s, 1H); 7.52 - 7.07 (m, 18H); 6.90 (m, 1H); 4.83, 4.62 (m, 1H); 3.55, 3.30 (m, 1H); 2.99, 2.78 (m, 1H); 2.63, 2.52 (m, 1H); 2.46, 2.37 (m, 1H); 2.24, 2.13 (m, 1H); 1.99, 1.88 (m, 1H). m/z (MH⁺) 523.

Example 5

2-Carboxymethyl-1-oxo-5-(4-(2-phenylbenzoylamino)benzoyl)-1,5-benzothiazepine (Compound 24)

Excess Jones reagent (5.0ml) prepared by a slow addition of concentrated sulfuric acid (150ml) to a cold solution (0-5°C) of CrO₃ (180g, 1.8M) in ice water (1.2l) and stirred for one hour at 0°C, was slowly added to a cold mixture of Compound 17 as prepared in Example 3 (4.0g, 7.8mM) in acetone (60ml). The resulting mixture was stirred at room temperature overnight. Water (100ml) was then slowly added and the volatile solvents removed *in vacuo*. The aqueous mixture was extracted with ethyl acetate (2 x 100ml). The combined EtOAc extracts were dried (MgSO₄), filtered and evaporated *in vacuo* to give a crude product. Purification by flash column chromatography (EM silica gel 60; 10% EtOAc in CH₂Cl₂) gave the desired product as a white solid. m/z (MH⁺) 539.

Example 6**2-(2-Methanesulfonylethyl)-5-(4-nitrobenzoyl)-1,5-benzothiazepine**

5 Methanesulfonyl chloride (1.8ml, 23mM) was slowly added to a cold solution of 2-(2-hydroxyethyl)-1,5-benzothiazepine as prepared in Example 2 (5g, 23mM) and triethylamine (6.6ml, 47mM) in methylene chloride (100ml).

The mixture was stirred at 0°C for three hours then poured
10 into ice water (100ml). The layers were separated and the methylene chloride layer dried (MgSO₄). Once filtered, the solution containing the desired mesylate product was treated with triethylamine (4.8ml, 34mM) then with 4-nitrobenzoylchloride (4.2g, 23mM). The mixture was
15 stirred at room temperature overnight, poured into water (150ml) and layers were separated. The methylene chloride was dried (MgSO₄), evaporated *in vacuo* and purified by column chromatography to give the desired product (8.7g, 86%). *m/z* (MH⁺) 437

Example 7**2-(2-Dimethylaminoethyl)-5-(4-aminobenzoyl)-1,5-benzothiazepine (Compound 12)**

25 A mixture of 2-(2-methanesulfonylethyl)-5-(4-nitrobenzoyl)-1,5-benzothiazepine as prepared in Example 6 (0.9g, 2.1mM) and dimethylamine (40% solution in water, 3.0ml) in tetrahydrofuran (10ml) was heated in a sealed tube with stirring in an 80°C oil bath for 16 hours. The
30 mixture was cooled to room temperature, evaporated to dryness, diluted with water (30ml) and extracted with

ethyl acetate (2x35ml). The combined ethyl acetate extracts were dried (MgSO_4) and evaporated *in vacuo* to give the desired product (0.78g, 97%). This product (0.78g, 2.0mM) was dissolved in ethanol, and a catalytic amount of 10% Pd/C was added. The mixture was hydrogenated in a PARR apparatus under 30psi of H_2 pressure for 16hr, filtered through Celite and evaporated *in vacuo* to give the desired product (0.64g, 90%). m/z (M^+) 356.

10 Example 8

2-(2-Dimethylaminoethyl)-5-(4-(2-phenylbenzoylamino)benzoyl)-1,5-benzothiazepine (Compound 11)

15 2-Phenylbenzoyl chloride (0.36g, 1.67mM) (prepared from 2-biphenylcarboxylic acid as described in Example 3) was slowly added to a solution of Compound 12 as prepared in Example 7 (0.5g, 1.4mM) and triethylamine (0.38ml, 3.3mM) in methylene chloride (30ml). The mixture was stirred at room temperature for 16 hours and water (80ml) was added. The layers were separated. The methylene chloride layer was dried (MgSO_4), filtered and evaporated *in vacuo* to give a crude product. Purification by flash column chromatography (EM silica gel 60; 30% EtOAc in CH_2Cl_2) yielded the desired product as a white solid. m/z (MH^+) 536.

25 Example 9

30 **2-(2-Dimethylaminoethyl)-5-[4-(2-methylbenzoylamino)benzoyl]-1,5-benzothiazepine (Compound 9)**

Compound 12 as prepared in Example 7 (0.118mg, 0.37mM) was treated following the procedure of Example 8, with 2-toluoyl chloride (0.04ml, 0.33mM) substituted for 2-phenylbenzoyl chloride, to give a white solid product. *m/z* (MH⁺) 474.

Example 10

2-(2-Methanesulfonylethyl)-5-(4-(2-methylbenzoylamino)benzoyl)-1,5-benzothiazepine (Compound 13)

2-(2-Methanesulfonylethyl)-5-(4-nitrobenzoyl)-1,5-benzothiazepine as prepared in Example 6 (0.3g, 0.68mM) was dissolved in ethanol, and a catalytic amount of 10% Pd/C was added. The mixture was hydrogenated in a PARR apparatus under 30psi of H₂ pressure for 16hr, filtered through Celite, evaporated *in vacuo*, then treated with as described in Example 8 with 2-toluoyl chloride substituted for 2-phenylbenzoyl chloride to give the desired mesylate product as a white solid (0.22g, 56%). *m/z* (MH⁺) 525.

Example 11

2-(2-Methanesulfonylethyl)-5-[(4-(2-phenylbenzoylamino)benzoyl)]-1,5-benzothiazepine (Compound 16)

2-(2-Methanesulfonylethyl)-5-(4-nitrobenzoyl)-1,5-benzothiazepine as prepared in Example 6 was dissolved in ethanol, and a catalytic amount of 10% Pd/C was added. The mixture was hydrogenated in a PARR apparatus under 30psi

of H₂ pressure for 16hr, filtered through Celite, evaporated *in vacuo*, then treated as described in Example 8 to give the desired mesylate as a white solid. *m/z* (MH⁺) 587.

5

Example 12

2-(2-Methylaminoethyl)-5-[4-(2-methylbenzoylamino)benzoyl]-1,5-benzothiazepine (Compound 14)

10

Compound 13 as prepared in Example 10 (0.045g, 0.08mM) and methylamine (40% solution in water; 1ml) in tetrahydrofuran (4ml) was heated in a sealed tube with stirring in an 80°C oil bath for 16 hours. The mixture was cooled to room temperature, evaporated to dryness, diluted with water (30ml) and extracted with ethyl acetate (2x35ml). The combined ethyl acetate extracts were dried (MgSO₄) and evaporated *in vacuo* to give a crude mixture. Purification by chromatography (EM silica Gel 60; 10% EtOAc in CH₂Cl₂) gave the product as a white solid. *m/z* (MH⁺) 460.

15

20

Example 13

2-(2-Aminoethyl)-5-[4-(2-methylbenzoylamino)benzoyl]-1,5-benzothiazepine (Compound 15)

25

30

A mixture of Compound 13 as prepared in Example 10 (0.050g, 0.09mM) in tetrahydrofuran (4ml) was treated as described in Example 12 with ammonium hydroxide (1ml) substituted for dimethylamine to give a white solid product. *m/z* (MH⁺) 446

Example 14

2-(2-Aminoethyl)-5-[4-(2-phenylbenzoylamino)benzoyl]-1,5-benzothiazepine (Compound 28)

5

Compound 16 as prepared in Example 11 was treated as described in Example 13 to give a white solid product. m/z (MH^+) 508.

10

Example 15

2-[2-Amino-2-methyl propionamido]-ethyl-5-[4-(2-phenylbenzoylamino)benzoyl]-1,5-benzothiazepine Hydrochloride (Compound 39)

15

A mixture of Compound 28 as prepared in Example 14 (0.180g, 0.36mM), 2-(tert-butoxycarbonylaminoisobutyric acid (0.072g, 0.36mM), 1-hydroxybenzotriazole (0.05g, 0.36mM) and 1-[3-(dimethylamino)propyl]-3-ethylcarbodiimide hydrochloride (0.169g, 0.9mM) in methylene chloride (30ml) was stirred at room temperature for 6 hours and a saturated potassium carbonate solution was added. Water was added and the layers were separated. The methylene chloride layer was dried ($MgSO_4$), evaporated in vacuo and the resulting semi-solid purified by chromatography. The BOC group was removed with trifluoroacetic acid to give the desired amine. The HCl salt was prepared and recrystallized from methanol/diethyl ether to give the desired product as a white crystalline solid. m/z (MH^+) 593.

20

25

30

Example 16**2-[5-[4-(2-Phenylbenzoylamino)benzoyl]-1,5-benzothiazepine]acetaldehyde (Compound 25)**

5 A mixture of Compound 17 as prepared in Example 3
(0.24g, 0.47mM), Celite and pyridinium chlorochromate
(0.2g, 0.90mM) in methylene chloride (30ml) was stirred at
RT overnight, filtered through Celite. The methylene
chloride was removed under reduced pressure and the
10 residue chromatographed (EM silica gel 60; 30% EtOAc in
CH₂Cl₂) to give the title product (160mg, 67%). *m/z*
(MH⁺) 507

Example 17

15 **2-(2-Cyanoethyl)-5-[4-(2-phenylbenzoylamino)benzoyl]-1,5-**
benzothiazepine (Compound 30)

 A mixture of Compound 16 as prepared in Example 11
(0.115g, 0.197mM) and sodium cyanide (20mg) in
20 dimethylformamide was stirred in a 70°C oil bath for 4
hours. The reaction mixture was then cooled to RT and the
DMF was removed under reduced pressure. The residual
semi-solid was diluted with water (30ml) and extracted
with ethyl acetate (2x30ml). The combined ethyl acetate
25 extracts were dried (MgSO₄), filtered and evaporated *in*
vacuo. The crude mixture was purified by chromatography
to give pure product as a white solid (71mg, 70%). *m/z*
(MH⁺) 518

Example 18**2-(2-Carboxyethyl)-5-[4-(2-phenylbenzoylamino)benzoyl]-
1,5-benzothiazepine (Compound 31)**

5 A 6.6N NaOH solution (0.5ml) was added to a mixture
of Compound 30 as prepared in Example 17 (0.05g, 0.096mM)
in methanol. The mixture was stirred at reflux overnight,
cooled to room temperature and evaporated *in vacuo*. The
residue was diluted with water and enough 6N HCl was added
10 drop-wise to precipitate the product. The solid product
was collected by filtration and dried. *m/z* (MH⁺) 537

Example 19**2-Ethyl[5-[4-(2-phenylbenzoylamino)benzoyl]-1,5-
15 benzothiazepin]sulfonic acid (Compound 32)**

A mixture of Compound 16 as prepared in Example 11
(0.31g, 0.5) and lithium bromide (46mg) in dry
tetrahydrofuran (30ml) was stirred at reflux for 6 hours,
20 cooled to room temperature and evaporated *in vacuo*. The
residue was diluted with water and extracted with ethyl
acetate. The ethyl acetate extract was dried (MgSO₄),
filtered and evaporated *in vacuo* to give the bromide. The
bromide was diluted with an ethanol/water mixture (20/10)
25 and treated with two equivalence of sodium sulfite. The
mixture was stirred at reflux for 16 hours, cooled to room
temperature and the ethanol was removed under reduced
pressure. Another 30ml of water was added then 2N HCl.
The aqueous mixture was extracted with ethyl acetate
30 (2x50ml). The ethyl acetate extracts were dried (MgSO₄),
filtered and evaporated *in vacuo*. The crude semi-solid

was chromatographed (EM silica gel 60; 10% MeOH in CH₂Cl₂) to give the product. *m/z* (MH⁺) 573

Example 20

5 **2-Acetamido-5-[4-(2-phenylbenzoylamino)benzoyl]-1,5-benzothiazepine (Compound 38)**

Ammonium hydrogen carbonate (0.029g, 0.36mM) was added to a mixture of Compound 29 as prepared in Example 4
10 (0.160g, 0.31mM), di-tert-butyl dicarbonate (0.078g, 0.36mM) and pyridine (0.2ml) in dioxane (10ml). The mixture was stirred at room temperature overnight and water was added. The precipitates were collected and dried to give a white solid product (0.11g, 68%) *m/z*
15 (MH⁺) 522

Example 21

2-(2-Hydroxyethyl)-5-(4-aminobenzyl)-1,5-benzothiazepine-4-one

20 A mixture of 2-(2-hydroxyethyl)-benzothiazepin-4-one as prepared in Example 1 (3g, 13.5mM), potassium carbonate and p-nitrobenzyl bromide (3.0g, 13.8mM) in acetone (100ml) was stirred at reflux for 48 hours, cooled to room
25 temperature, diluted with water (80ml) and evaporated *in vacuo* to remove the acetone. The aqueous mixture was extracted with ethyl acetate (2 x 80ml). The combined organic extracts were dried (MgSO₄), filtered and evaporated *in vacuo* to give the desired product as an oil
30 (4.2g, 87.5%). *m/z* (M⁺) 359. The oil (1.2g, 3.4mM) was dissolved in ethanol and a 5 mole% of 10% Pd/C was added.

The mixture was hydrogenated under H₂ pressure in a Parr apparatus for 16 hours, filtered through Celite and evaporated *in vacuo* to give the desired product (1.1g, 100%) as an oil. *m/z* (MH⁺) 329.

5

Example 22

2-(2-Hydroxyethyl)-5-(4-(2-phenylbenzoylamino)benzyl)-1,5-benzothiazepine-4-one (Compound 23)

10 To a cold (ice-bath) solution of 2-(2-hydroxyethyl)-5-(4-aminobenzyl)-1,5-benzothiazepine-4-one as prepared in Example 21 (0.865g, 2.6mM) in dry THF was added N,O-bis(trimethylsilyl)acetamide (1.16ml, 5.2mM). After 1 hour, 2-phenylbenzoyl chloride (0.570g, 2.6mM), prepared
15 from 2-biphenylcarboxylic acid as described in Example 3, was added and stirring was continued for an addition hour.

Water (80ml) was added and the mixture was extracted with ethyl acetate (2 x 80ml). The organic extract was dried (MgSO₄), filtered and evaporated *in vacuo* to give a crude
20 product. Purification by flash column chromatography (EM silica gel 60; 30% EtOAc in CH₂Cl₂) yielded the desired product as a white solid (1.1g, 83%) m.p.116-120°C ¹H NMR (300MHz, DMSOd₆) δ 7.8 (d, J = 7Hz, 1H); 5.09(d, J=15Hz,H); 4.89(d,J=15Hz,1H); 3.79 (m, 3H); 2.69 - 2.24(m, 2H); 1.71
25 (m, 2H); *m/z* (MH⁺) 509.

Example 23

2-(2-Hydroxyethyl)-5-(4-(2-methylbenzoylamino)benzyl)-1,5-benzothiazepine-4-one (Compound 22)

30

2-(2-Hydroxyethyl)-5-(4-aminobenzyl)-1,5-benzothiazepine-4-one as prepared in Example 21 (0.105g, 0.31mM) was treated using the procedure described in Example 22, with *o*-toluoyl chloride (0.04ml, 0.33mM) substituted for 2-phenylbenzoyl chloride, to yield the title product as a white solid (0.086g, 64%) m/z (MH⁺) 447

Example 24

2-(2-Hydroxyethyl)-5-(4-acetamidobenzenesulfonyl)-1,5-benzothiazepine

To a mixture of 2-(2-hydroxyethyl)-1,5-benzothiazepine as prepared in Example 2 (3g, 14.4mM) in pyridine (30ml) was slowly added N-acetylsulfanilyl chloride (6.7g, 28.7mM). The resulting mixture was stirred at room temperature for 16 hours and the excess pyridine was removed under reduced pressure. The residual semi-solid was diluted with H₂O (80ml) and extracted with CH₂Cl₂ (2 x 80ml). The combined methylene chloride extracts were dried (MgSO₄), filtered and evaporated in vacuo to give a crude oil. Flash column chromatography (EM silica gel 60; 2% MeOH in CH₂Cl₂) gave the desired product as a white solid (2.9g, 50%). m/z (MH⁺) 407

Example 25

2-(2-Hydroxyethyl)-5-(4-aminobenzenesulfonyl)-1,5-benzothiazepine (Compound 4)

2-(2-Hydroxyethyl)-5-(4-acetamidobenzenesulfonyl)-1,5-benzothiazepine as prepared in Example 24 was dissolved in a 10% HCl/MeOH (100ml) solution and stirred at reflux for 2½ hours. The mixture was cooled and a

saturated NaHCO₃ solution (60ml) was added. The methanol was removed under reduced pressure and the aqueous mixture extracted with EtOAc (2 x 80ml). The combined EtOAc extracts were dried (MgSO₄), filtered and evaporated in vacuo to give the desired product as a solid (2.4g, 92%)
5 m.p. 145 - 148°C. ¹H NMR (300MHz, DMSO-d₆) δ 7.50 (d, J=7Hz, 1H); 7.41 (d, J=8.6Hz, 2H); 7.33 - 7.19 (m, 3H); 6.59 (d, J=8.6Hz, 2H); 6.05 (s, 2H) 4.51 (t, J=5Hz, 1H); 3.45 - 3.35 (m, 4H); 2.96 (m, 1H), 2.07 (m, 1H); 1.81 (m, 1H); 1.49 (m,
10 2H). m/z (MH⁺) 365.

Example 26

2-(2-Hydroxyethyl)-5-[4-(2-phenylbenzoylamino)-benzenesulfonyl]-1,5-benzothiazepine (Compound 19)

15 Compound 4 as prepared in Example 25 (0.6g, 1.5mM) was treated with N,O-bis(trimethylsilyl)acetamide (0.65g, 3.0ml) then with 2-phenylbenzoyl chloride (0.39g, 1.8mM) as described in Example 22 to yield the title product as a
20 white solid. m.p. ¹H NMR (300MHz, CDCl₃) δ 7.92 (d, J=7.4Hz, 1H); 7.60 - 7.04 (m, 17H); 3.76 (m, 2H); 2.89 (m, 1H); 2.08 (m, 1H); 1.90 (m, 1H); 1.64 (m, 4H). m/z (MH⁺) 545

Example 27

2-(2-Hydroxyethyl)-5-[4-(2-methylbenzoylamino)benzenesulfonyl]-1,5-benzothiazepine (Compound 5)

30 Compound 4 as prepared in Example 25 (0.55g, 1.5mM) was treated as described in Example 26 with 2-toluoyl

chloride (0.3ml) substituted for 2-phenylbenzoyl chloride to give the desired product m/z (MH⁺)483

Example 28

5 **2-(2-Hydroxyethyl)-5-[4-(3,4-dichlorobenzoylamino)benzenesulfonyl]-1,5-benzothiazepine (Compound 10)**

10 Compound 4 as prepared in Example 25 was treated as described in Example 26 with 3,4-dichlorobenzoyl chloride (0.085g, 0.41mM) substituted for 2-phenylbenzoyl chloride to give the product. m/z (MH⁺)537

Example 29

15 **2-Ethyl-(2-methanesulfonyl)-1,5-benzothiazepine-4-one**

Methanesulfonyl chloride (3.6ml, 45mM) was slowly added to a cooled (0°C) solution of 2-(2-hydroxyethyl)-benzothiazepin-4-one as prepared in Example 1 (10g, 45mM) and triethylamine (4.5ml, 32mM) dissolved in methylene
20 chloride. The mixture was stirred at room temperature for 1.5 hours, cooled in an ice bath and water was added. The aqueous mixture was extracted with ethyl acetate. The organic phase was dried (MgSO₄), filtered and evaporated *in vacuo* to give a solid product 14.1g, 94%). m/z (MH⁺) 302

25

Example 30

2-[N-(tert-butoxycarbonyl)-ethyl]-5-[4-(2-methylbenzoylamino)-benzyl]-1,5-benzothiazepine-4-one (Compound 6)

30

Sodium azide (5.9g, 92mM) was slowly added to a mixture of 2-ethyl-(2-methanesulfonyl)-1,5-benzothiazepine-4-one as prepared in Example 29 (14.0g, 46.5mM) in dimethylformamide (100ml). The mixture was stirred at room temperature for fifteen minutes then heated in an 80°C oil bath for an additional four hours. The mixture was cooled to room temperature, poured into ice water (300ml) and stirred for one hour. The resulting precipitates were collected and dried to give the azide as an off-white solid (8.2g, 72%). The azide (8.0g, 32.2mM) dissolved in dry tetrahydrofuran (60ml) was added to a cooled solution of lithium aluminum hydride (48ml; 1M solution in THF) in THF (100ml). The mixture was stirred at room temperature for three hours and a saturated K₂CO₃ solution was slowly added. The mixture was filtered through Celite and the THF was removed under reduced pressure. The resulting mixture was diluted with ethyl acetate (250ml) and washed with water (1x250ml) then with brine (1x250ml). The ethyl acetate extract was dried (MgSO₄), filtered and evaporated *in vacuo* to give the amine as a yellow oil (3.96g, 56%). To a cold (0°C) mixture of the amine (3.9g, 17.8mM) in dry THF (80ml) was added di-tert-butyl dicarbonate (3.89g, 17.8mM). The mixture was slowly warmed up to room temperature, stirred for one hour. The mixture was again cooled in an ice-bath and water (80ml) was added. The THF was removed under reduced pressure and the aqueous mixture extracted with ethyl acetate (2x80ml). The combined ethyl acetate extracts were dried (MgSO₄), filtered, evaporated *in vacuo*.

Purification by flash column chromatography (EM silica gel, 10% EtOAc in CH₂Cl₂) gave the desired product (3.7g,

65%). Further treatment with 4-nitrobenzyl bromide, catalytic hydrogenation as described in Example 21 followed by acylation with o-toluoyl chloride as described in Example 23 gave the desired product as an off-white solid. m/z (MH⁺) 546.

Example 31

2-(2-Aminoethyl)-5-[4-(2-methylbenzoylamino)-benzyl]-1,5-benzothiazepine-4-one (Compound 7)

Compound 6 as prepared in Example 30 was dissolved in methylene chloride and treated with excess trifluoroacetic acid. The mixture was stirred at room temperature overnight and diluted with saturated sodium bicarbonate. The layers were separated and the methylene chloride layer dried (MgSO₄), filtered and evaporated *in vacuo* to give the desired product as a solid m/z (MH⁺) 446.

Example 32

2-[2-(2,4-Dimethoxybenzylamino)ethyl]-5-[4-(2-methylbenzoylamino)-benzyl]-1,5-benzothiazepine-4-one (Compound 8)

A mixture of Compound 7 as prepared in Example 31 (0.105g, 0.24mM), 2,4-dimethoxybenzaldehyde (0.040g, 0.240mM) and acetic acid (0.05ml) in methanol was stirred at room temperature for three hours and 2.5 equivalence of sodium cyanoborohydride was added. The mixture was stirred at room temperature for an additional 4 hours and a 6N NaOH (0.5ml; adjusted to pH8) was added. The methanol was removed under reduced pressure and the

residue diluted with water (50ml) and extracted with ethyl acetate (2x50ml). The ethyl acetate extracts were dried (MgSO₄), evaporated *in vacuo* and purified by flash column chromatography (EM silica gel 60; 5% MeOH in CH₂Cl₂) to give a white solid product. m/z (MH⁺) 596.

Example 33

2-(2-Dimethylaminoethyl)-5-(4-acetamidobenzenesulfonyl)-1,5-benzothiazepine (Compound 1)

2-(2-Hydroxyethyl)-5-(4-acetamidobenzenesulfonyl)-1,5-benzothiazepine as prepared in Example 24 (1.2g, 2.77mM) was treated with triethylamine (0.6ml) and methanesulfonyl chloride (0.2ml, 3.05mM) as described in Example 29 to give a yellow solid mesylate product. A mixture of the mesylate (0.20g, 0.41mM) and dimethylamine (40% in water solution; 3ml) dissolved in tetrahydrofuran (4ml) was heated in a sealed tube with stirring in an 80°C oil bath for 16 hours. The mixture was cooled to room temperature, evaporated to dryness, diluted with water (30ml) and extracted with ethyl acetate (2x35ml). The combined ethyl acetate extracts were dried (MgSO₄) and evaporated *in vacuo* to give a solid product. m.p. 78 - 80°C. m/z (MH⁺) 434.

Example 34

2-(2-Hydroxyethyl)-5-[2-chloro-4-(2-methyl-5-fluorobenzoylamino)benzoyl]-1,5-benzothiazepine (Compound 43)

A mixture of 2-(2-hydroxyethyl)-1,5-benzothiazepine as prepared in Example 2 (0.070g, 0.34mM) and N,O-bis(trimethylsilyl)acetamide (0.15ml, 0.67mM) was treated as described in Example 3 with 2-Chloro-4-(2-methyl-5-fluorobenzoylamino)benzoyl chloride (0.11g, 0.32mM) substituted for 4-(2-phenylbenzoylamino)benzoyl chloride to give the product as a white solid. m/z (MH⁺) 500.

Example 35

2-(2-Dimethylaminoethyl)-5-[4-(2-methylbenzoylamino)-benzenesulfonyl]-1,5-benzothiazepine (Compound 2)

2-(2-Dimethylaminoethyl)-5-(4-acetamidobenzene-sulfonyl)-1,5-benzothiazepine as prepared in Example 33 was further treated as described in Examples 25 and 27 to give the desired product as an off-white solid m/z (MH⁺) 510.

Example 36

2-[2-(N-Morpholino)-ethyl]-5-[4-(2-methylbenzoylamino)-benzenesulfonyl]-1,5-benzothiazepine (Compound 3)

2-(2-Hydroxyethyl)-5-(4-acetamidobenzene-sulfonyl)-1,5-benzothiazepine as prepared in Example 24 was treated as described in Example 33 with morpholine substituted for dimethylamine. Then the product was further treated as described in Examples 25 and 27 to give the product as a solid. m/z (MH⁺) 552.

Example 37

2-(2-Hydroxyethyl)-5-(4-(2-phenylbenzoylamino)-pyridinoyl)-1,5-benzothiazepine (Compound 40)

5 5-Carboxy-2-(2-methyl-5-fluorobenzoylamino)pyridine
(0.66g, 2.4mM) was treated with thionyl chloride then added
to a mixture of 2-(2-hydroxyethyl)-1,5-benzothiazepine as
prepared in Example 2(0.7g, 3.3mM) and N,O-
bis(trimethylsilyl)acetamide (1.5ml, 6.6mM) in
10 tetrahydrofuran and the solid product isolated. m/z (MH⁺)
466

Example 38

**2-(2-Hydroxyethyl)-5-(4-(2-methylbenzoylamino)benzoyl)-1,5-
15 benzothiazepine (Compound 18)**

A mixture of 2-(2-hydroxyethyl)-1,5-benzothiazepine as
prepared in Example 2 was treated as described in Example 3
with 2-toluoyl chloride substituted for 2-
20 phenylbenzoylchloride to give the product as a white solid.
m/z (MH⁺) 447

Examples 39 and 40

**2-(2-Hydroxyethyl)-1-dioxo-5-(4-(2-phenylbenzoylamino)-
25 benzoyl)-1,5-benzothiazepine (Compound 35) and 2-(2-
hydroxyethyl)-1-oxo-5-(4-(2-phenylbenzoylamino)-benzoyl)-
1,5-benzothiazepine (Compound 36)**

30 3-Chloroperoxybenzoic acid (0.34g, 1.97mM) was added
to a mixture of Compound 17 as prepared in Example 3 (1.0g,
1.97mM) in methylene chloride. The mixture was stirred at

RT overnight and an aqueous sodium sulfite solution was added. The layers were separated and the methylene chloride layer further extracted with saturated potassium carbonate, dried (MgSO_4), filtered and evaporated *in vacuo* to give a mixture of two products. Purification by chromatography (EM silica gel 60, 50% EtOAc in methylene chloride) give the sulfone product (0.650g) and the sulfoxide product (0.43g); m/z (MH^+) 541 and 525, respectively.

Example 41

2-(2-Methanesulfonylethyl)-5-[(4-(2-phenylbenzoylamino)-benzyl)]-1,5-benzothiazepin-4-one (Compound 21)

Methanesulfonyl chloride (0.04ml, 0.55mM) was added to Compound 23 as prepared in Example 22 (0.280g, 0.55mM) and triethylamine (0.15ml, 1.1mM) following the procedure described in Example 29 to give the solid product. m/z (MH^+) 587.

Example 42

2-(2-Methanesulfonylethyl)-5-[(4-(2-phenylbenzoylamino)-benzenesulfonyl)]-1,5-benzothiazepine (Compound 20)

Methanesulfonyl chloride (0.02ml, 0.278mM) was added to Compound 19 as prepared in Example 26 (0.151g, 0.278 mM) and triethylamine (0.07ml, 0.55mM) following the procedure described in Example 29 to give the solid product. m/z (MH^+) 623.

Example 43**2-Methyl-[5-(4-(2-phenylbenzoylamino)benzoyl)-1,5-benzothiazepine]acetate (Compound 37)**

5 Methyl iodide (0.06ml, 0.96mM) was added to a mixture
of Compound 29 as prepared in Example 4 (0.5g, 0.96mM) and
potassium carbonate (0.26g, 1.88mM) in dimethyl formamide
(10ml). The mixture was stirred at room temperature
overnight and slowly added to water (80ml). The white
10 solid precipitates were collected and dried to give the
product. m/z (MH⁺) 537.

Example 44 - 47

15 **Preparation of Enantiomers of 2-(2-Hydroxyethyl)-5-(4-(2-
phenylbenzoylamino)benzoyl)-1,5-benzothiazepine (Compounds
26 and 27) and 2-Carboxymethyl-5-[4-(2-
phenylbenzoylamino)benzoyl]-1,5-benzothiazepine (Compounds
33 and 34)**

20 (S)-(-)-1-Phenylethyl isocyanate (2.6ml) was added to
a suspension of Example 3 (7.8g, 15.4mM) and a catalytic
amount of N,N-dimethylethanolamine in toluene (150ml).
The resultant mixture was stirred at reflux for 48 hours,
25 cooled to room temperature and filtered to remove un-
reacted starting material. The filtrate was evaporated *in*
vacuo and the residual semi-solid chromatographed (EM
silica gel 60, 10% *tert*-butyl ethyl ether in methylene
chloride) to give each diastereomer pure. Each single
30 diastereomer was then dissolved in ethanol and added to a
sodium ethoxide solution. The mixture was stirred a
reflux overnight and cooled to room temperature. The

ethanol was removed under reduced pressure, the mixture diluted with 1N HCl and extracted with ethyl acetate. The ethyl acetate extract was dried (MgSO₄) and filtered. Removal of the solvent under reduced pressure and drying of the resulting solid gave the pure enantiomers of Compounds 26 and 27. Each enantiomer was then treated following the procedure described in Example 4 to give the pure enantiomers of Compounds 33 and 34.

Example 48

In-Vitro Binding Assay

Assay buffer is 50mM Tris-Cl, 5mM MgCl₂, 0.1% BSA (pH 7.5) containing 5ug/ml of aprotinin, leupeptin, pepstatin, 50ug/ml bacitracin, and 1mM Pefabloc. H₃ vasopressin is ³H-arginine-8-vasopressin (68.5Ci/mmol, final concentration in assay is 0.65-0.75nM). Into wells of 96-well round bottom polypropylene plates are added buffer, test compound, membrane (containing cloned human V2 receptor), and H₃ vasopressin. The reaction plates are allowed to sit at room temperature for one hour. The samples are filtered through Unifilter GF/C plates (presoaked in 0.3 polyethyleneimine). The plates are washed 5 times with cold physiological saline containing 0.05% Tween 20. After drying, the bottom of the filter plates are sealed and 0.025ml of Microscint-20 is added to each filter. The top of the plate is sealed, and the plate is counted. Non-specific binding is determined by the addition of 1.25uM arginine-8-vasopressin in those wells. %Inh. is calculated as follows:

$$\% \text{ inhibition} = 100 - 100 \times \frac{\text{peak response after drug}}{\text{peak response before drug}}$$

Example 49**Reversal of Vasopressin-Induced Hypertension in Rats.**

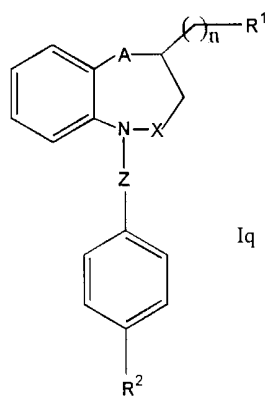
5 The anti-hypertensive activity of a compound may be
assessed using an anesthetized model of vasopressin-
induced hypertension. Male Long Evans, normotensive rats
of between 350 and 450 g in body weight may be
anesthetized with pentobarbital (35 mg/kg, ip) and
10 maintained throughout the procedure with an ip infusion of
10 mg/kg/hr. Arginine vasopressin can be infused at 30
ng/kg/min, iv, to induce a stable hypertensive state (ca.
50 mmHg increase in mean arterial blood pressure).
Compounds of interest can be administered in an ascending
15 dose fashion and the maximum decrease in mean arterial
blood pressure can be recorded. An ED₅₀ may be determined
from the linear portion of the dose-response relationship
for each animal.

20 This model can be modified slightly to assess the
bioavailability of compounds of interest. Rather than
dosing the animals iv in an ascending dose fashion, a
single dose per animal can be administered directly into
the duodenum. The anti-hypertensive effects can be then
25 monitored for 60 minutes and the maximum percent reversal
can then be calculated.

Tables I and II below set forth the vasopressin receptor binding data of some compounds of the instant invention.

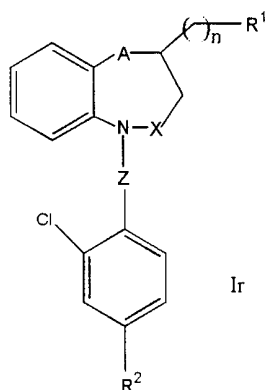
5

Table I



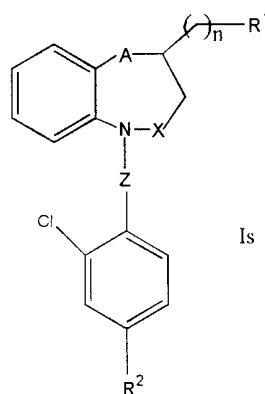
Cpd No.	A	n	R ¹	R ²	Z	X	Receptor Binding (%Inh. @ concentr- ation in μM)	
							V1a	V2
1	S	2	N(CH ₃) ₂	NHCOCH ₃	SO ₂	CH ₂	14% _{0.25}	7% _{0.25}
2	S	2	N(CH ₃) ₂	NHCO(2-CH ₃) Ph	SO ₂	CH ₂	29% _{0.25}	34% _{0.25}
3	S	2	N-morpholine	NHCO(2-CH ₃) Ph	SO ₂	CH ₂	47% _{0.25}	37% _{0.25}
4	S	2	OH	NH ₂	SO ₂	CH ₂	21% _{0.10}	20% _{0.10}
5	S	2	OH	NHCO(2-CH ₃) Ph	SO ₂	CH ₂	13% _{0.10}	0.76 ¹
6	S	2	NHBOC	NHCO(2-CH ₃) Ph	CH ₂	CO	13% _{0.10}	22% _{0.10}
7	S	2	NH ₂	NHCO(2-CH ₃) Ph	CH ₂	CO	10% _{0.10}	4% _{0.10}
8	S	2	NCH ₂ -(2,4-OCH ₃) Ph	NHCO(2-CH ₃) Ph	CH ₂	CO	33% _{0.10}	32% _{0.10}
9	S	2	N(CH ₃) ₂	NHCO(2-CH ₃) Ph	CO	CH ₂	1.5 ¹	63% _{0.10}
10	S	2	OH	NHCO(3,4-Cl) Ph	SO ₂	CH ₂	0% _{0.10}	2.10 ¹
11	S	2	N(CH ₃) ₂	NHCO(2-Ph) Ph	CO	CH ₂	63% _{0.10}	0.43 ¹
12	S	2	N(CH ₃) ₂	NH ₂	CO	CH ₂	35% _{0.10}	6% _{0.10}
13	S	2	OSO ₂ CH ₃	NHCO(2-CH ₃) Ph	CO	CH ₂	0.30 ¹	0.20 ¹
14	S	2	NHCH ₃	NHCO(2-CH ₃) Ph	CO	CH ₂	50% _{0.1}	28% _{0.1}
15	S	2	NH ₂	NHCO(2-CH ₃) Ph	CO	CH ₂	42% _{0.1}	47% _{0.1}
16	S	2	OSO ₂ CH ₃	NHCO(2-Ph) Ph	CO	CH ₂	1.20 ¹	0.013 ¹
17	S	2	OH	NHCO(2-Ph) Ph	CO	CH ₂	0.097 ¹	0.008 ¹
18	S	2	OH	NHCO(2-CH ₃) Ph	CO	CH ₂	0.041 ¹	0.048 ¹
19	S	2	OH	NHCO(2-Ph) Ph	SO ₂	CH ₂	34% _{0.1}	27% _{0.1}
20	S	2	OSO ₂ CH ₃	NHCO(2-Ph) Ph	SO ₂	CH ₂	24% _{0.1}	6% _{0.1}
21	S	2	OSO ₂ CH ₃	NHCO(2-Ph) Ph	CH ₂	CO	5% _{0.1}	1% _{0.1}
22	S	2	OH	NHCO(2-CH ₃) Ph	CH ₂	CO	54% _{0.1}	33% _{0.1}
23	S	2	OH	NHCO(2-Ph) Ph	CH ₂	CO	33% _{0.1}	43% _{0.1}
24	SO	1	COOH	NHCO(2-Ph) Ph	CO	CH ₂	0% _{0.1}	0.108 ¹
25	S	1	CHO	NHCO(2-Ph) Ph	CO	CH ₂	30% _{0.1}	0.014 ¹
26	S	2	OH ²	NHCO(2-Ph) Ph	CO	CH ₂	0.027 ¹	0.007 ¹
27	S	2	OH ²	NHCO(2-Ph) Ph	CO	CH ₂	0.091 ¹	0.014 ¹
28	S	2	NH ₂	NHCO(2-Ph) Ph	CO	CH ₂	19% _{0.1}	46% _{0.1}
29	S	1	COOH	NHCO(2-Ph) Ph	CO	CH ₂	16% _{0.1}	0.004 ¹
30	S	2	CN	NHCO(2-Ph) Ph	CO	CH ₂	34% _{0.1}	0.069 ¹
31	S	2	COOH	NHCO(2-Ph) Ph	CO	CH ₂	30% _{0.1}	0.009 ¹
32	S	2	SO ₃ H	NHCO(2-Ph) Ph	CO	CH ₂	10% _{0.1}	0.012 ¹
33	S	1	COOH ²	NHCO(2-Ph) Ph	CO	CH ₂	7% _{0.1}	0.008 ¹
34	S	1	COOH ²	NHCO(2-Ph) Ph	CO	CH ₂	12% _{0.1}	0.007 ¹
35	SO ₂	2	OH	NHCO(2-Ph) Ph	CO	CH ₂	2% _{0.1}	20% _{0.1}
36	SO	2	OH	NHCO(2-Ph) Ph	CO	CH ₂	0% _{0.1}	38% _{0.1}
37	S	1	CO ₂ CH ₃	NHCO(2-Ph) Ph	CO	CH ₂	17% _{0.1}	0.050 ¹
38	S	1	CONH ₂	NHCO(2-Ph) Ph	CO	CH ₂	2% _{0.1}	0.024 ¹
39	S	1	NCOC(CH ₃) ₂ NH ₂	NHCO(2-Ph) Ph	CO	CH ₂	0	0.017

Table II



No.	A	n	R ¹	R ²	Z	X	Receptor Binding (%Inh. @ concentration in μM)	
							V1a	V2
40	S	2	OH	NHCO (2-CH ₃ , 5-F) Ph	CO	CH ₂	22% @ .1	0.030 ¹
41	S	2	OH	NHCO (2-Ph) Ph	CO	CH ₂	-	-
42	S	1	COOH	NHCO (2-Ph) Ph	CO	CH ₂	-	-

Table III



5

No.	A	n	R ¹	R ²	Z	X	Receptor Binding (%Inh. @ concentration in μM)	
							V1a	V2
43	S	2	OH	NHCO (2-CH ₃ , 5-F) Ph	CO	CH ₂	4% @ .1	0.028 ¹

¹IC₅₀ values (μM)

²Enantiomers

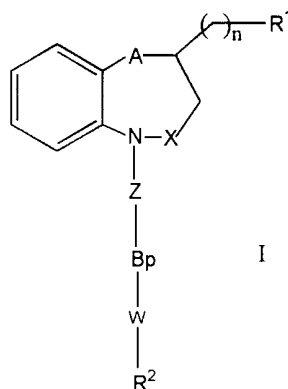
10

While the foregoing specification teaches the principles of the present invention, with examples provided

for the purpose of illustration, it will be understood that the practice of the invention encompasses all of the usual variations, adaptations and/or modifications as come within the scope of the following claims and their equivalents.

WHAT IS CLAIMED IS:

1. A compound of Formula I



5

wherein

R^1 is selected from -COOH, formyl, o-mesylate, -SO₂OH, alkoxy sulfonyl, alkylcarboxy, substituted alkylcarboxy, arylcarboxy, substituted arylcarboxy, -NR⁴R⁵, -OH, cyano, N-morpholino, alkoxy, aralkoxy, alkylcarbamoyl, substituted alkylcarbamoyl, alkoxy carbonyl, substituted alkoxy carbonyl, -NHCOR⁶ and -CONR⁷R⁸, wherein

R^4 , R^5 , R^6 , R^7 , and R^8 are independently selected from the group consisting of H, alkyl, and aryl;

A is S, SO or SO₂;

X is CH₂ or carbonyl;

Z is CH₂, SO₂ or carbonyl, with the proviso that X is not CH₂ when Z is CH₂;

B is (CH₂)_m, NH or O;

W is aryl, substituted aryl, heteroaryl or substituted heteroaryl;

R^2 is -N(H)YR³ or -YN(H)R³ wherein Y is H or carbonyl;

R^3 is H, alkyl, substituted alkyl, aryl or substituted aryl;

25

m is 1-3;

n is 1-5; and

p is 0 or 1;

5 or an optical isomer, enantiomer, diastereomer, racemate
or racemic mixture thereof, or a pharmaceutically
acceptable salt thereof.

10 2. The compound of Claim 1 wherein R^1 is selected from -
COOH, formyl, o-mesylate, $-SO_2OH$, alkylcarboxy, substituted
alkylcarboxy, arylcarboxy, substituted arylcarboxy, cyano,
N-morpholino, alkoxy, aralkoxy, alkylcarbonyl and
substituted alkylcarbonyl.

15 3. The compound of Claim 2 wherein p is 0, A is S, and n
is 1 or 2.

4. The compound of Claim 2 wherein X is CH_2 and Z is
carbonyl.

20 5. The compound of Claim 2 wherein W is selected from
phenyl, substituted phenyl, benzyl, substituted benzyl,
pyridinyl, substituted pyridinyl, naphthyl and substituted
naphthyl.

25 6. The compound of Claim 2 wherein R^2 is $-N(H)YR^3$ wherein
Y is carbonyl and R^3 is substituted phenyl.

30 7. The compound of Claim 6 wherein R^2 is $-NHCO(2-Ph)Ph$.

8. The compound of Claim 2 wherein R³ is phenyl or substituted phenyl.

9. The compound of Claim 1 wherein R¹ is -NR⁴R⁵, -NHCOR⁶ or -CONR⁷R⁸ wherein R⁴, R⁵, R⁶, R⁷ and R⁸ are as claimed in Claim 1.

10. The compound of Claim 9 wherein

R¹ is selected from -NH₂, -NHCH₃, -N(CH₃)₂, -NHBOC, -N(BOC)₂, -NHCOC(CH₃)₂NH₂, -N(COC(CH₃)₂NH₂)₂ and -NCH₂(2,5-OCH₃)Ph;

W is Ph or substituted Ph;

R² is -NH₂, -NHAc, -NHCO(2-CH₃)Ph or -NHCO(2-Ph)Ph;

and

p is 0.

11. The compound of Claim 1 wherein R¹ is -OH.

12. The compound of Claim 11 wherein

W is heteroaryl, Ph or substituted Ph;

R² is -NH₂, -NHAc, -NHCOCH₃, -NHCO(2-CH₃)Ph, -NHCO(2-Ph)Ph, -NHCO(2-CH₃,5-F)Ph, or -NHCO(3,4-Cl)Ph; and

p is 0.

13. The compound of Claim 1 wherein R¹ is alkoxy carbonyl, substituted alkoxy carbonyl or -CONR⁷R⁸ wherein R⁷ and R⁸ are as claimed in Claim 1.

14. The compound of Claim 13 wherein

Z is carbonyl;

W is Ph or substituted Ph;

R² is -NHCO(2-Ph)Ph; and

p is 0.

15. The compound of Claim 1 which is 2-(2-carboxyethyl)-
5-[4-(2-phenylbenzoylamino)benzoyl]-1,5-benzothiazepine.

16. The compound of Claim 1 which is 2-carboxymethyl-1-
oxo-5-(4-(2-phenylbenzoylamino)benzoyl)-1,5-
benzothiazepine.

17. The compound of Claim 1 which is 2-carboxymethyl-5-
(4-(2-phenylbenzoylamino)benzoyl)-1,5-benzothiazepine.

18. A substantially pure single enantiomer of the compound
of Claim 17.

19. A pharmaceutical composition comprising a compound
according to Claim 1 and a pharmaceutically acceptable
carrier.

20. A method of treating a subject suffering from a
condition of vascular resistance, which comprises
administering to the subject a therapeutically effective
amount of the compound of Formula I as defined in Claim 1.

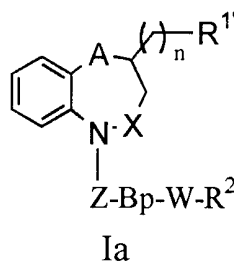
21. A method of inhibiting in a subject the onset of a
condition of vascular resistance in the subject, which
comprises administering to the subject a prophylactically

effective dose of a compound of Formula I as defined in Claim 1.

22. The method of Claim 20 or 21 wherein said condition is selected from inner ear disorders, hypertension, congestive heart failure, cardiac insufficiency, coronary vasospasm, cardiac ischemia, liver cirrhosis, renal vasospasm, renal failure, cerebral edema and ischemia, stroke, thrombosis, and water retention.

23. The method of Claim 22 wherein said condition is congestive heart failure or cardiac insufficiency.

24. A process for preparing a compound of Formula Ia,



wherein

R^1 is $-COOH$ or formyl, alkoxy, aralkoxy, or $-O(CO)R^9$ wherein R^9 is alkyl, substituted alkyl, aryl or substituted aryl;

A is S, SO or SO_2 ;

X is CH_2 or carbonyl;

Z is CH_2 , SO_2 or carbonyl, with the proviso that X is not CH_2 when Z is CH_2 ;

B is $(CH_2)_m$, NH or O;

W is aryl, substituted aryl, heteroaryl or substituted heteroaryl;

R^2 is $-N(H)YR^3$ or $-YN(H)R^3$ wherein Y is H or carbonyl;

R³ is H, alkyl, substituted alkyl, aryl or substituted aryl;

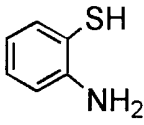
m is 1-3;

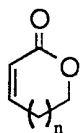
n is 1-5; and

p is 0 or 1

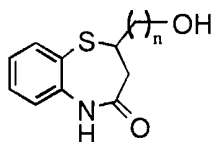
5

which process comprises:

(a) reacting  with a compound of Formula II to form a compound of Formula III;



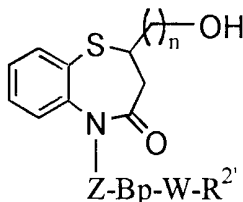
II



III

10

(b) converting the compound of Formula III to a compound of Formula IV wherein R^{2'} is nitro, -N(H)YR³ or -YN(H)R³;



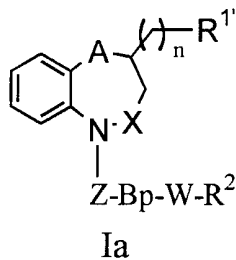
IV

and

15

(c) converting the compound of Formula IV to the compound of Formula Ia.

25. A process for preparing a compound of Formula Ia



wherein

R^{1'} is -COOH or formyl, alkoxy, aralkoxy, or -O(CO)R⁹
 5 wherein R⁹ is alkyl, substituted alkyl, aryl or
 substituted aryl;

A is S, SO or SO₂;

X is CH₂ or carbonyl;

Z is CH₂, SO₂ or carbonyl, with the proviso that X is
 10 not CH₂ when Z is CH₂;

B is (CH₂)_m, NH or O;

W is aryl, substituted aryl, heteroaryl or substituted
 heteroaryl;

R² is -N(H)YR³ or -YN(H)R³ wherein Y is H or carbonyl;

15 R³ is H, alkyl, substituted alkyl, aryl or substituted
 aryl;

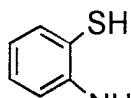
m is 1-3;

n is 1-5; and

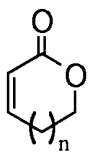
p is 0 or 1

20

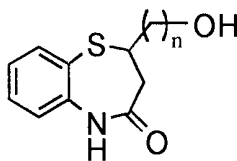
which process comprises:



(a) reacting with a compound of Formula II to
 form a compound of Formula III;

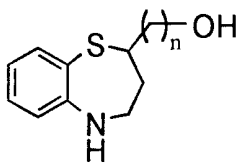


II



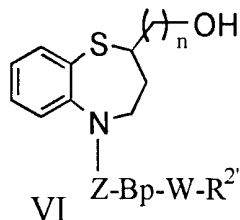
III

(b) converting the compound of Formula III to a compound of Formula V;



V

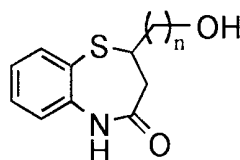
5 (c) converting the compound of Formula V to the compound of Formula VI wherein $R^{2'}$ is nitro, $-N(H)YR^3$ or $-YN(H)R^3$; and



VI

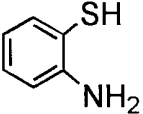
10 (d) converting the compound of Formula VI to the compound of Formula Ia.

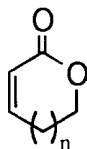
26. A process for preparing a compound of Formula III



III

- 70 -

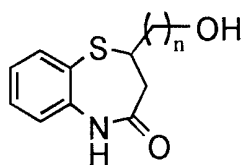
which comprises reacting  with a compound of Formula II.



II

5

27. A compound of Formula III



III

10

wherein n is 1-5.

INTERNATIONAL SEARCH REPORT

International Application No
PCT/US 00/30114

A. CLASSIFICATION OF SUBJECT MATTER
 IPC 7 C07D281/10 A61K31/554 A61P9/10

According to International Patent Classification (IPC) or to both national classification and IPC

B. FIELDS SEARCHED

Minimum documentation searched (classification system followed by classification symbols)
 IPC 7 C07D A61K A61P

Documentation searched other than minimum documentation to the extent that such documents are included in the fields searched

Electronic data base consulted during the international search (name of data base and, where practical, search terms used)
 EPO-Internal, WPI Data, CHEM ABS Data, BEILSTEIN Data

C. DOCUMENTS CONSIDERED TO BE RELEVANT

Category *	Citation of document, with indication, where appropriate, of the relevant passages	Relevant to claim No.
Y	WO 91 05549 A (OTSUKA PHARMA CO LTD) 2 May 1991 (1991-05-02) page 487-488; examples 629-631 ----	1-27
Y	WO 99 37637 A (OKU TERUO ;SAWADA YUKI (JP); OHKAWA TAKEHIKO (JP); OSODA KAZUHIKO) 29 July 1999 (1999-07-29) page 16, line 17-19; examples 107-110 -----	1-27

Further documents are listed in the continuation of box C.

Patent family members are listed in annex.

* Special categories of cited documents :

- *A* document defining the general state of the art which is not considered to be of particular relevance
- *E* earlier document but published on or after the international filing date
- *L* document which may throw doubts on priority claim(s) or which is cited to establish the publication date of another citation or other special reason (as specified)
- *O* document referring to an oral disclosure, use, exhibition or other means
- *P* document published prior to the international filing date but later than the priority date claimed

- *T* later document published after the international filing date or priority date and not in conflict with the application but cited to understand the principle or theory underlying the invention
- *X* document of particular relevance; the claimed invention cannot be considered novel or cannot be considered to involve an inventive step when the document is taken alone
- *Y* document of particular relevance; the claimed invention cannot be considered to involve an inventive step when the document is combined with one or more other such documents, such combination being obvious to a person skilled in the art.
- *&* document member of the same patent family

Date of the actual completion of the international search

6 March 2001

Date of mailing of the international search report

27.03.01

Name and mailing address of the ISA
 European Patent Office, P.B. 5818 Patentlaan 2
 NL - 2280 HV Rijswijk
 Tel. (+31-70) 340-2040, Tx. 31 651 epo nl,
 Fax: (+31-70) 340-3016

Authorized officer

Lauro, P

INTERNATIONAL SEARCH REPORT

International application No.
PCT/US 00/30114

Box I Observations where certain claims were found unsearchable (Continuation of item 1 of first sheet)

This International Search Report has not been established in respect of certain claims under Article 17(2)(a) for the following reasons:

1. Claims Nos.:
because they relate to subject matter not required to be searched by this Authority, namely:

Although claims 20-23 are directed to a method of treatment of the human/animal body, the search has been carried out and based on the alleged effects of the compound/composition.
2. Claims Nos.:
because they relate to parts of the International Application that do not comply with the prescribed requirements to such an extent that no meaningful International Search can be carried out, specifically:
3. Claims Nos.:
because they are dependent claims and are not drafted in accordance with the second and third sentences of Rule 6.4(a).

Box II Observations where unity of invention is lacking (Continuation of item 2 of first sheet)

This International Searching Authority found multiple inventions in this international application, as follows:

1. As all required additional search fees were timely paid by the applicant, this International Search Report covers all searchable claims.
2. As all searchable claims could be searched without effort justifying an additional fee, this Authority did not invite payment of any additional fee.
3. As only some of the required additional search fees were timely paid by the applicant, this International Search Report covers only those claims for which fees were paid, specifically claims Nos.:
4. No required additional search fees were timely paid by the applicant. Consequently, this International Search Report is restricted to the invention first mentioned in the claims; it is covered by claims Nos.:

Remark on Protest

- The additional search fees were accompanied by the applicant's protest.
- No protest accompanied the payment of additional search fees.

INTERNATIONAL SEARCH REPORT

Information on patent family members

International Application No PCT/US 00/30114

Patent document cited in search report	A	Publication date	Patent family member(s)	Publication date
WO 9105549	A	02-05-1991	AU 630284 B	22-10-1992
			AU 7291791 A	19-12-1991
			BR 1100245 A	22-02-2000
			CN 1051038 A,B	01-05-1991
			CN 1107146 A,B	23-08-1995
			DE 69026708 D	30-05-1996
			DK 450097 T	20-05-1996
			EP 0450097 A	09-10-1991
			ES 2089033 T	01-10-1996
			HK 1003107 A	09-10-1998
			JP 2052993 C	10-05-1996
			JP 4154765 A	27-05-1992
			JP 7076214 B	16-08-1995
			KR 167349 B	18-02-1999
			US 5258510 A	02-11-1993
			US 5985869 A	16-11-1999
			MX 9203571 A	01-07-1992
			US 5559230 A	24-09-1996
WO 9937637	A	29-07-1999	AU 1785699 A	09-08-1999
			EP 1051415 A	15-11-2000