United States Patent [19]

Brown et al.

[11] **Patent Number: Des. 287,585**

[45] **Date of Patent: ** Jan. 6, 1987**

[54] **TELEPHONE SET**

[75] Inventors: **Wilbert C. Brown**, Fairfield, Conn.; **Roger J. Tosto**, Yorktown Heights, N.Y.; **Eric K. Babbitt**, Shelton; **John Cuccio**, Westport, both of Conn.

[73] Assignee: **TIE/Communications, Inc.**, Shelton, Conn.

[*] Notice: The portion of the term of this patent subsequent to Dec. 30, 2000 has been disclaimed.

[**] Term: **14 Years**

[21] Appl. No.: **600,132**

[22] Filed: **Apr. 13, 1984**

[52] **U.S. Cl.** **D14/53**; D14/58; D14/62

[58] **Field of Search** ..... D14/52, 53, 56, 58, D14/60, 62, 63; D21/111; 179/179, 100 R, 100 D, 100 L, 102, 103, 101

[56] **References Cited**

U.S. PATENT DOCUMENTS

D. 257,772	1/1981	Fukutani	D14/53
D. 265,089	6/1982	Bee	D14/58
D. 269,178	5/1983	Foggia et al.	D14/53
D. 269,674	7/1983	Hirota et al.	D14/53
D. 275,751	10/1984	Mahon	D14/58
D. 277,663	2/1985	Sakamoto	D14/53
D. 277,929	3/1985	Sakamoto et al.	D14/58
D. 278,337	4/1985	Banko	D14/53
D. 278,533	4/1985	Ando	D14/62
D. 280,404	9/1985	Inaba	D14/62
D. 280,617	9/1985	Inaba	D14/53

Primary Examiner—Wallace R. Burke
Assistant Examiner—Horace B. Fay
Attorney, Agent, or Firm—Francis N. Carten

[57] **CLAIM**

The ornamental design for a telephone set, as shown and described.

DESCRIPTION

FIG. **1** is a front, top and right side perspective view of a telephone set showing our new design;
FIGS. **2** and **7** are, respectively, top and bottom plan views;
FIGS. **3** and **6** are, respectively, front and rear end elevational views; and
FIGS. **4** and **5** are, respectively, left and right side elevational views.

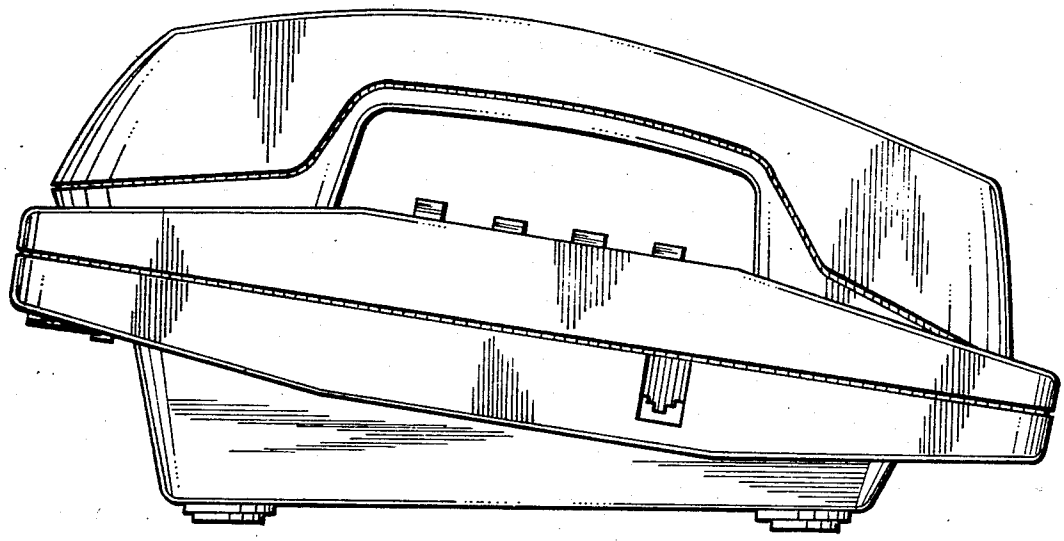



FIG. 1.



FIG. 2.

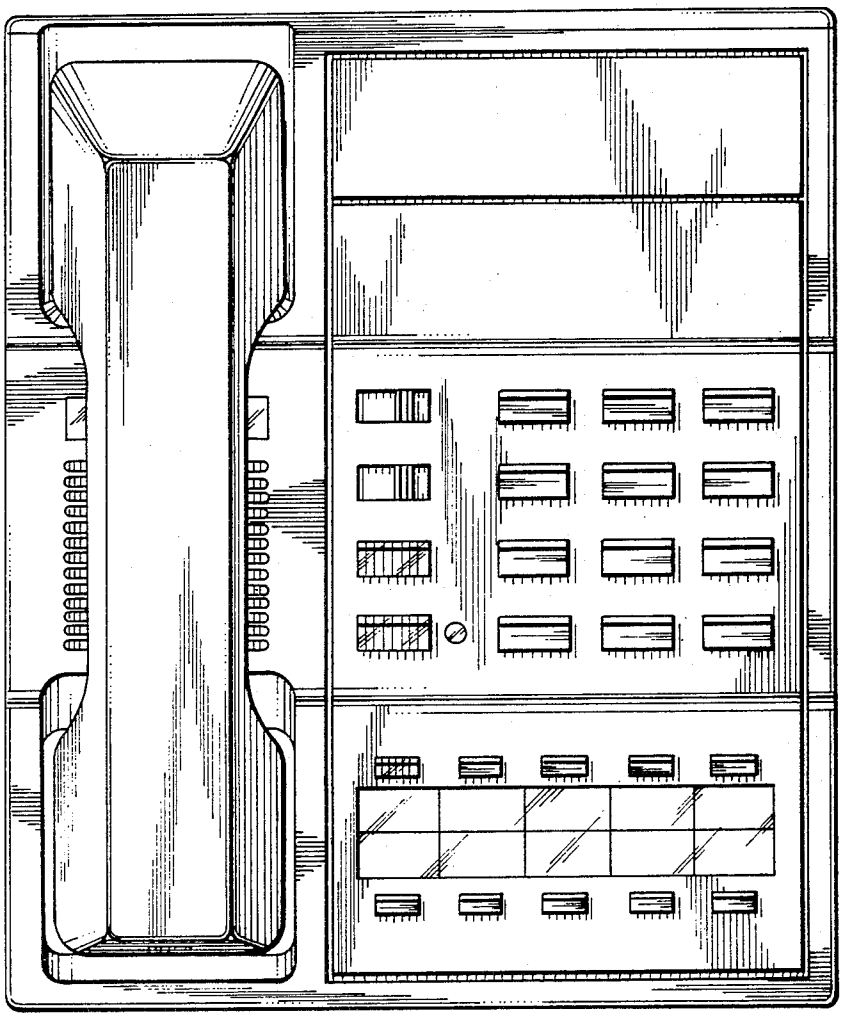

FIG. 3.

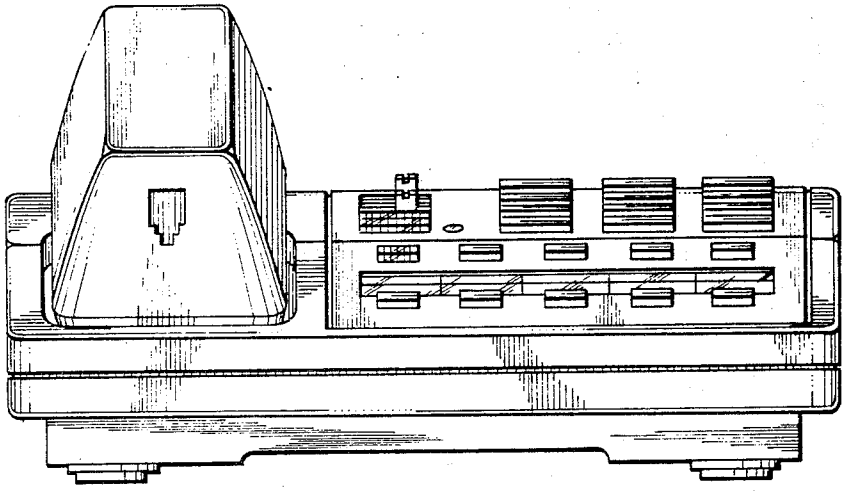

FIG. 4.

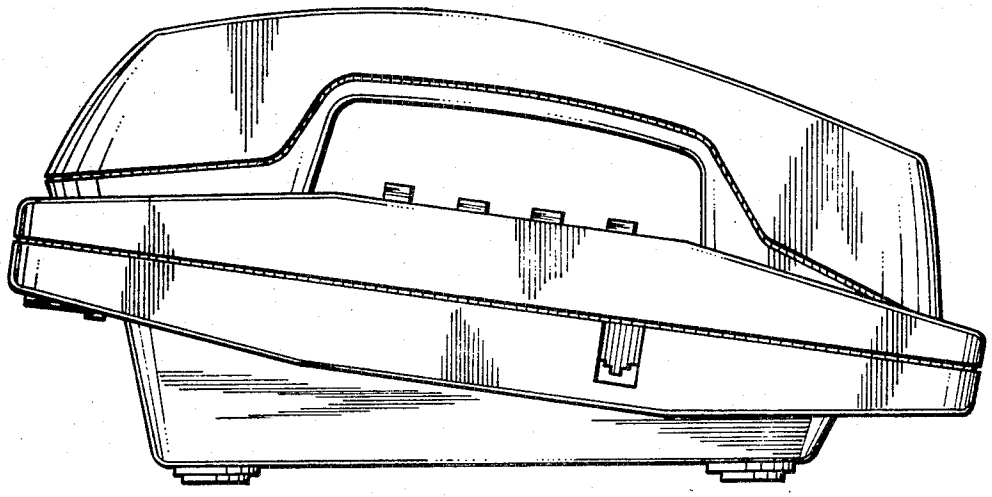

FIG. 5.

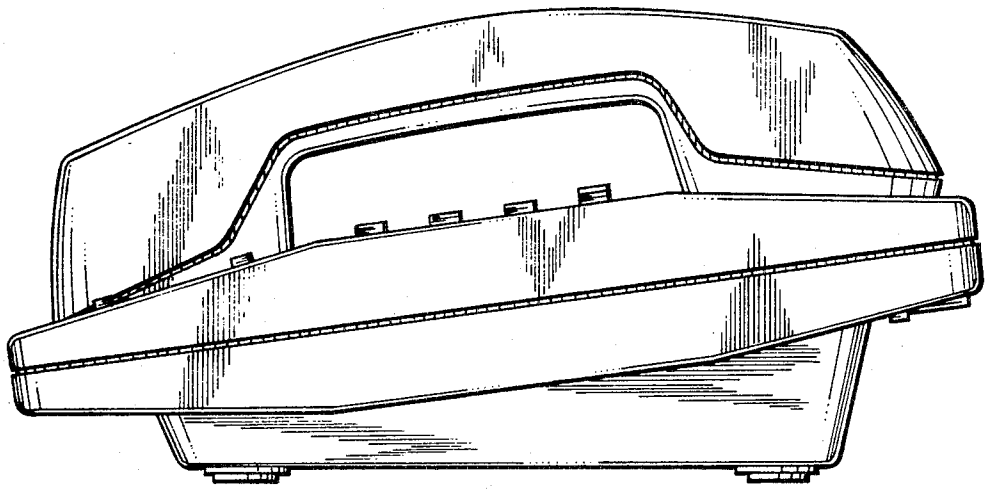

FIG. 6.

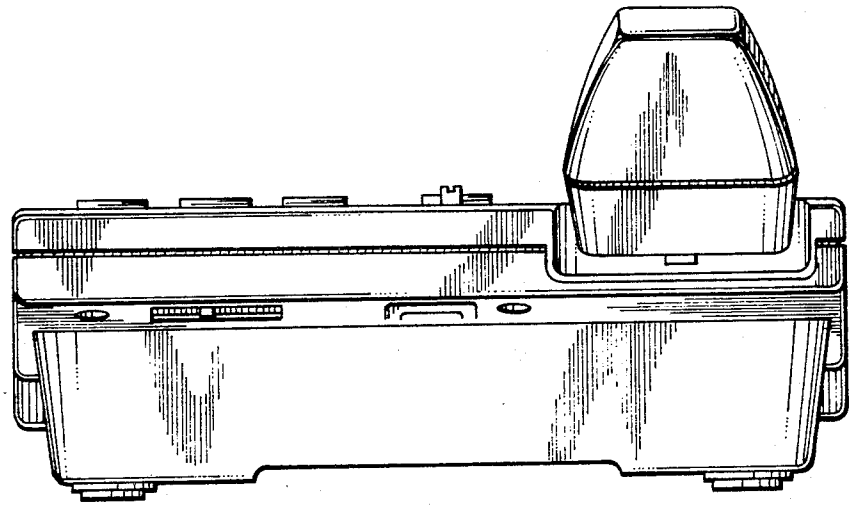

FIG. 7.

