United States Patent [19]

Krolopp et al.

[11] **Des. 248,758**

[45] ** **Aug. 1, 1978**

[54] **VEHICULAR TELEPHONE APPARATUS OR SIMILAR ARTICLE**

[75] Inventors: **Rudolph William Krolopp**, Palatine; **Orville Walter Larson**, Elmhurst, both of Ill.

[73] Assignee: **Motorola, Inc.**, Schaumburg, Ill.

[**] Term: **14 Years**

[21] Appl. No.: **713,762**

[22] Filed: **Aug. 12, 1976**

[51] **Int. Cl.** ..... **D14—03**

[52] **U.S. Cl.** **D14/53**; D14/52; D14/58

[58] **Field of Search** ..... D26/14 A, 14 K; 179/179, 178, 100 R, 100 D; D14/52, 53, 58

[56] **References Cited**

U.S. PATENT DOCUMENTS

D. 234,849	4/1975	Tyson et al.	D26/14 A
D. 237,281	10/1975	Spranger et al.	D26/14 A
3,444,329	5/1969	Krumeich	179/100 R

OTHER PUBLICATIONS

Motorola Vehicular Communications, © 1974, p. 12, Car Telephone.

Primary Examiner—Bernard Ansher
Attorney, Agent, or Firm—Victor Myer

[57] **CLAIM**

The ornamental design for a vehicular telephone apparatus or similar article, substantially as shown and described.

DESCRIPTION

FIG. **1** is a top perspective view of a vehicular telephone apparatus or similar article showing our new design;
FIG. **2** is a rear elevation thereof;
FIG. **3** is a side elevation thereof;
FIG. **4** is an exploded perspective view of a modified embodiment of the apparatus illustrated in FIG. **1**;
FIG. **5** is a bottom plan view of the apparatus disclosed in FIG. **1**; and
FIG. **6** is a bottom perspective view of the handset shown separately for clarity of illustration.

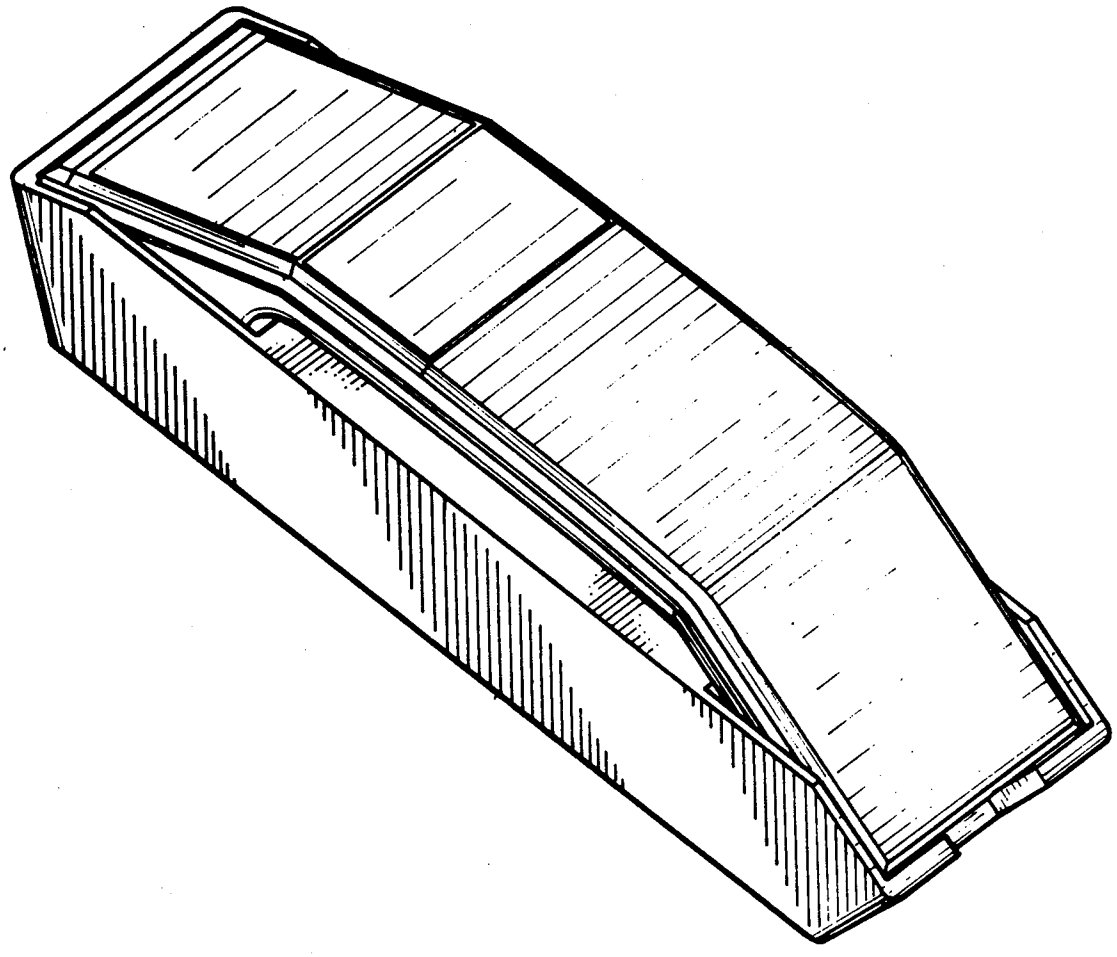

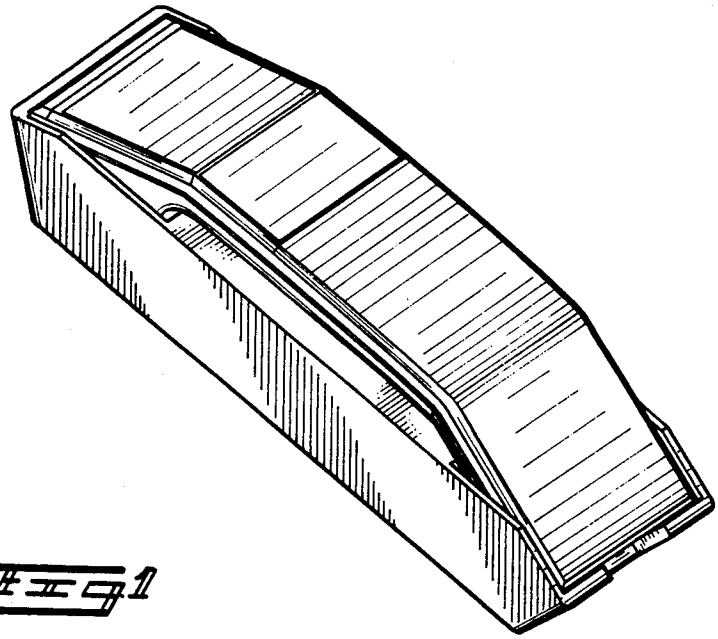

Fig. 1



Fig. 2

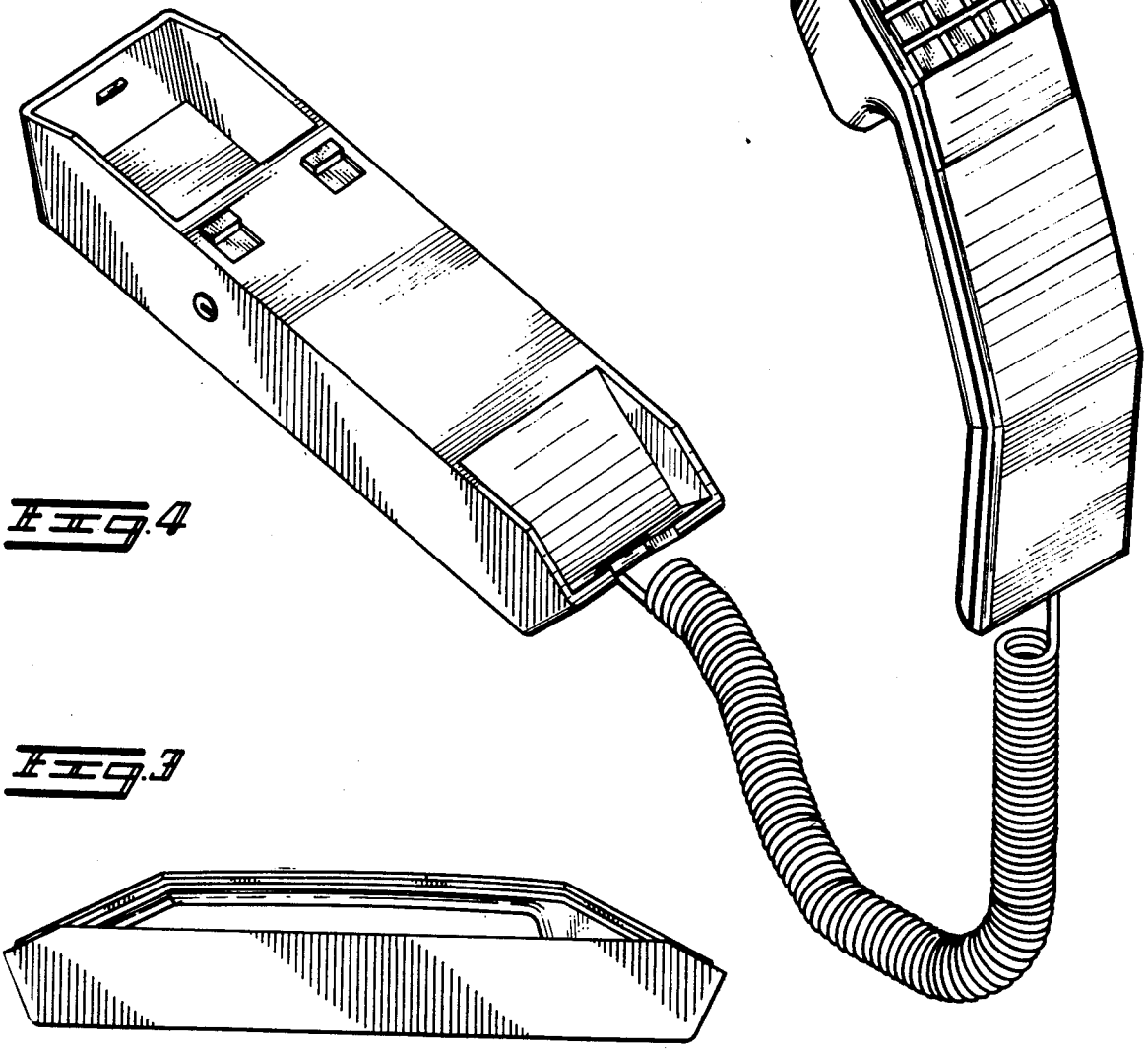

Fig. 4

Fig. 3

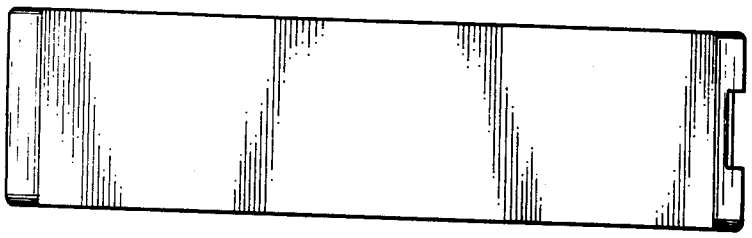

Fig. 5

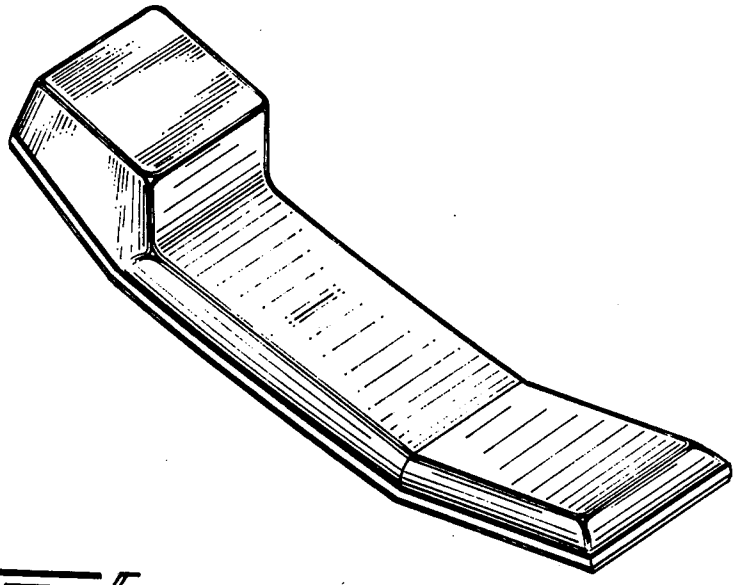

Fig. 6