

(19) World Intellectual Property Organization
International Bureau



(43) International Publication Date
29 January 2009 (29.01.2009)

PCT

(10) International Publication Number
WO 2009/014970 A1

(51) International Patent Classification:

C07H 5/04 (2006.01) C07H 9/04 (2006.01)
C07H 7/04 (2006.01) C07H 15/04 (2006.01)

Way, Lawrenceville, New Jersey 08648 (US). **ZHAO, Matthew, Mangzhu** [US/US]; 1 Whittier Street, Edison, New Jersey 08820 (US).

(21) International Application Number:

PCT/US2008/070250

(74) Agent: **BACHRACH, Max**; Lexicon Pharmaceuticals, Inc., 8800 Technology Forest Place, The Woodlands, TX 77381 (US).

(22) International Filing Date: 17 July 2008 (17.07.2008)

(25) Filing Language: English

(26) Publication Language: English

(30) Priority Data:

60/952,122 26 July 2007 (26.07.2007) US

(81) Designated States (unless otherwise indicated, for every kind of national protection available): AE, AG, AL, AM, AO, AT, AU, AZ, BA, BB, BG, BH, BR, BW, BY, BZ, CA, CH, CN, CO, CR, CU, CZ, DE, DK, DM, DO, DZ, EC, EE, EG, ES, FI, GB, GD, GE, GH, GM, GT, HN, HR, HU, ID, IL, IN, IS, JP, KE, KG, KM, KN, KP, KR, KZ, LA, LC, LK, LR, LS, LT, LU, LY, MA, MD, ME, MG, MK, MN, MW, MX, MY, MZ, NA, NG, NI, NO, NZ, OM, PG, PH, PL, PT, RO, RS, RU, SC, SD, SE, SG, SK, SL, SM, ST, SV, SY, TJ, TM, TN, TR, TT, TZ, UA, UG, US, UZ, VC, VN, ZA, ZM, ZW.

(71) Applicant (for all designated States except US): **LEXICON PHARMACEUTICALS, INC.** [US/US]; 8800 Technology Forest Place, The Woodlands, TX 77381 (US).

(72) Inventors; and

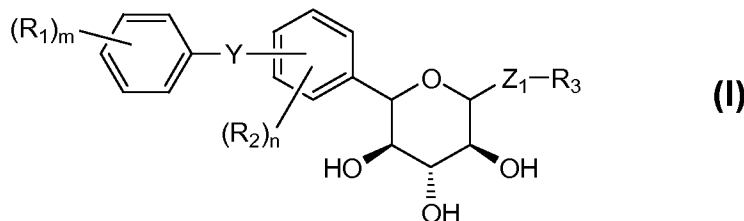
(75) Inventors/Applicants (for US only): **GOODWIN, Nicole, Cathleen** [US/US]; 8 Howe Court, Pennington, New Jersey 08534 (US). **HARRISON, Bryce, Alden** [US/US]; 102 Norcross Circle, Hamilton, New Jersey 08619 (US). **IIMURA, Shinya** [JP/US]; 10132 Maple Leaf Drive, Lawrenceville, New Jersey 08648 (US). **MABON, Ross** [GB/US]; 104 Heritage Blvd., Apt. 1, Princeton, New Jersey 08540 (US). **SONG, Qiuling** [CN/US]; 67 Montague Road, Newark, Delaware 19713 (US). **WU, Wenxue** [US/US]; 53 Zaitz Farm Road, Princeton, New Jersey 08550 (US). **YAN, Jie** [CN/US]; 809 Quail Ridge Drive, Plainsboro, New Jersey 08536 (US). **ZHANG, Haiming** [CN/US]; 1002 Sturwood

(84) Designated States (unless otherwise indicated, for every kind of regional protection available): ARIPO (BW, GH, GM, KE, LS, MW, MZ, NA, SD, SL, SZ, TZ, UG, ZM, ZW), Eurasian (AM, AZ, BY, KG, KZ, MD, RU, TJ, TM), European (AT, BE, BG, CH, CY, CZ, DE, DK, EE, ES, FI, FR, GB, GR, HR, HU, IE, IS, IT, LT, LU, LV, MC, MT, NL, NO, PL, PT, RO, SE, SI, SK, TR), OAPI (BF, BJ, CF, CG, CI, CM, GA, GN, GQ, GW, ML, MR, NE, SN, TD, TG).

Published:

- with international search report
- before the expiration of the time limit for amending the claims and to be republished in the event of receipt of amendments

(54) Title: METHODS AND COMPOUNDS USEFUL FOR THE PREPARATION OF SODIUM GLUCOSE CO-TRANSPORTER 2 INHIBITORS



(57) Abstract: Methods of synthesizing sodium glucose co-transporter 2 inhibitors, as well as compounds useful therein, are disclosed. Particular inhibitors are compounds of formula (I).

WO 2009/014970 A1

METHODS AND COMPOUNDS USEFUL FOR THE PREPARATION OF SODIUM GLUCOSE CO-TRANSPORTER 2 INHIBITORS

This application claims priority to U.S. provisional application no. 60/952,122, filed July 26, 2008, the entirety of which is incorporated herein by reference.

5 1. FIELD OF THE INVENTION

This invention relates to methods of preparing inhibitors of sodium glucose co-transporter 2.

2. BACKGROUND

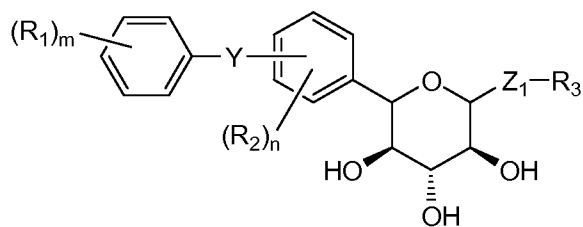
10 The sodium glucose co-transporter 2 (SGLT2) is a transporter that reabsorbs glucose from the renal filtrate and prevents the loss of glucose in the urine. Because competitive inhibitors of SGLT2 cause the renal excretion of glucose, they may be used to normalize high blood glucose levels associated with diseases such as diabetes. Handlon, A.L., Expert Opin. Ther. Patents 15(11):1531-1540 (2005).

15 In the search for new drugs that may be used to treat diabetes, a number of SGLT2 inhibitors have been disclosed. *See, e.g.*, Handlon, *supra*; U.S. patent no. 6,515,117; U.S. patent application publication nos. US 2006/0035841, US 2004/0138439. At least one inhibitor is in clinical development as a treatment for Type 2 diabetes mellitus. *See, e.g.*, Komoroski, B., *et al.*, "Dapagliflozin (BMS-512148), a Selective Inhibitor of the Sodium-Glucose Uptake Transporter 2 (SGLT2), Reduces Fasting Serum Glucose and Glucose
20 Excursion in Type 2 Diabetes Mellitus Patients Over 14 Days" American Diabetes Assn. 67th Scientific Sessions, Abstract 0188-OR (2007).

3. SUMMARY OF THE INVENTION

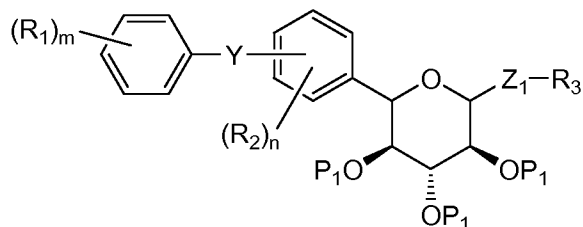
This invention encompasses methods of preparing certain inhibitors of SGLT2, as well as compounds useful therein.

25 One embodiment of the invention encompasses a method of preparing compounds of formula I:



I

the substitutes of which are defined herein, and salts thereof, which comprises contacting a compound of formula II:



II

with a base under suitable conditions.

Also encompassed by the invention are various intermediates useful in the preparation of SGLT2 inhibitors, including compounds of formula I.

4. BRIEF DESCRIPTION OF THE FIGURES

Certain aspects of the invention may be understood with reference to the attached figures.

Figure 1 is a X-ray diffraction pattern of a crystalline solid form of (2S,3S,4R,5S,6R)-2-(4-chloro-3-(4-ethoxybenzyl)phenyl)-6-(methylthio)tetrahydro-2H-pyran-3,4,5-triyl triacetate. The spectrum was obtained using a Rigaku MiniFlex diffractometer (Cu (1.54060 Å) radiation).

Figure 2 is a X-ray diffraction pattern of a crystalline solid form of (4-chloro-3-(4-ethoxybenzyl)phenyl)((3aS,5R,6S,6aS)-6-hydroxy-2,2-dimethyltetrahydrofuro[2,3-d][1,3]dioxol-5-yl)methanone. The spectrum was obtained using a Rigaku MiniFlex diffractometer (Cu (1.54060 Å) radiation).

Figure 3 is a X-ray diffraction pattern of a crystalline solid form of ((3aS,5R,6S,6aS)-6-hydroxy-2,2-dimethyltetrahydrofuro[2,3-d][1,3]dioxol-5-yl)(morpholino)methanone. The spectrum was obtained using a Rigaku MiniFlex diffractometer (Cu (1.54060 Å) radiation).

Figure 4 is a X-ray diffraction pattern of a crystalline solid form of 1-chloro-2-(4-ethoxybenzyl)-4-iodobenzene. The spectrum was obtained using a Rigaku MiniFlex diffractometer (Cu (1.54060 Å) radiation).

5. DETAILED DESCRIPTION

5 Novel compounds that inhibit the sodium glucose co-transporter 2 (SGLT2) were recently disclosed. See U.S. provisional application nos. 60/848,156, filed September 29, 2006, and 60/905,714, filed March 8, 2007. This invention is based, in part, on the discovery of new methods of preparing those compounds. Particular methods of the invention allow for the compounds' large-scale manufacture.

10 5.1. Definitions

Unless otherwise indicated, the term "alkenyl" means a straight chain, branched and/or cyclic hydrocarbon having from 2 to 20 (*e.g.*, 2 to 10 or 2 to 6) carbon atoms, and including at least one carbon-carbon double bond. Representative alkenyl moieties include vinyl, allyl, 1-butenyl, 2-butenyl, isobutylenyl, 1-pentenyl, 2-pentenyl, 3-methyl-1-butenyl, 15 2-methyl-2-butenyl, 2,3-dimethyl-2-butenyl, 1-hexenyl, 2-hexenyl, 3-hexenyl, 1-heptenyl, 2-heptenyl, 3-heptenyl, 1-octenyl, 2-octenyl, 3-octenyl, 1-nonenyl, 2-nonenyl, 3-nonenyl, 1-decenyl, 2-decenyl and 3-decenyl.

Unless otherwise indicated, the term "alkoxy" means an -O-alkyl group. Examples of alkoxy groups include, but are not limited to, -OCH₃, -OCH₂CH₃, -O(CH₂)₂CH₃, 20 O(CH₂)₃CH₃, -O(CH₂)₄CH₃, and -O(CH₂)₅CH₃.

Unless otherwise indicated, the term "alkyl" means a straight chain, branched and/or cyclic ("cycloalkyl") hydrocarbon having from 1 to 20 (*e.g.*, 1 to 10 or 1 to 4) carbon atoms. Alkyl moieties having from 1 to 4 carbons are referred to as "lower alkyl." Examples of alkyl groups include, but are not limited to, methyl, ethyl, propyl, isopropyl, n-butyl, t-butyl, 25 isobutyl, pentyl, hexyl, isohexyl, heptyl, 4,4-dimethylpentyl, octyl, 2,2,4-trimethylpentyl, nonyl, decyl, undecyl and dodecyl. Cycloalkyl moieties may be monocyclic or multicyclic, and examples include cyclopropyl, cyclobutyl, cyclopentyl, cyclohexyl, and adamantyl. Additional examples of alkyl moieties have linear, branched and/or cyclic portions (*e.g.*, 1-ethyl-4-methyl-cyclohexyl). The term "alkyl" includes saturated hydrocarbons as well as 30 alkenyl and alkynyl moieties.

Unless otherwise indicated, the term “alkylaryl” or “alkyl-aryl” means an alkyl moiety bound to an aryl moiety.

Unless otherwise indicated, the term “alkylheteroaryl” or “alkyl-heteroaryl” means an alkyl moiety bound to a heteroaryl moiety.

5 Unless otherwise indicated, the term “alkylheterocycle” or “alkyl-heterocycle” means an alkyl moiety bound to a heterocycle moiety.

Unless otherwise indicated, the term “alkynyl” means a straight chain, branched or cyclic hydrocarbon having from 2 to 20 (*e.g.*, 2 to 20 or 2 to 6) carbon atoms, and including at least one carbon-carbon triple bond. Representative alkynyl moieties include acetylenyl, propynyl, 1-butynyl, 2-butynyl, 1-pentynyl, 2-pentynyl, 3-methyl-1-butynyl, 4-pentynyl, 10 1-hexynyl, 2-hexynyl, 5-hexynyl, 1-heptynyl, 2-heptynyl, 6-heptynyl, 1-octynyl, 2-octynyl, 7-octynyl, 1-nonynyl, 2-nonynyl, 8-nonynyl, 1-decynyl, 2-decynyl and 9-decynyl.

Unless otherwise indicated, the term “aryl” means an aromatic ring or an aromatic or partially aromatic ring system composed of carbon and hydrogen atoms. An aryl moiety may comprise multiple rings bound or fused together. Examples of aryl moieties include, but are not limited to, anthracenyl, azulenyl, biphenyl, fluorenyl, indan, indenyl, naphthyl, phenanthrenyl, phenyl, 1,2,3,4-tetrahydro-naphthalene, and tolyl. 15

Unless otherwise indicated, the term “arylalkyl” or “aryl-alkyl” means an aryl moiety bound to an alkyl moiety.

20 Unless otherwise indicated, the terms “halogen” and “halo” encompass fluorine, chlorine, bromine, and iodine.

Unless otherwise indicated, the term “heteroalkyl” refers to an alkyl moiety (*e.g.*, linear, branched or cyclic) in which at least one of its carbon atoms has been replaced with a heteroatom (*e.g.*, N, O or S).

25 Unless otherwise indicated, the term “heteroaryl” means an aryl moiety wherein at least one of its carbon atoms has been replaced with a heteroatom (*e.g.*, N, O or S). Examples include, but are not limited to, acridinyl, benzimidazolyl, benzofuranyl, benzoisothiazolyl, benzoisoxazolyl, benzoquinazoliny, benzothiazolyl, benzoxazolyl, furyl, imidazolyl, indolyl, isothiazolyl, isoxazolyl, oxadiazolyl, oxazolyl, phthalazinyl, pyrazinyl, 30 pyrazolyl, pyridazinyl, pyridyl, pyrimidinyl, pyrimidyl, pyrrolyl, quinazoliny, quinoliny, tetrazolyl, thiazolyl, and triazinyl.

Unless otherwise indicated, the term “heteroarylalkyl” or “heteroaryl-alkyl” means a heteroaryl moiety bound to an alkyl moiety.

Unless otherwise indicated, the term “heterocycle” refers to an aromatic, partially aromatic or non-aromatic monocyclic or polycyclic ring or ring system comprised of carbon, hydrogen and at least one heteroatom (*e.g.*, N, O or S). A heterocycle may comprise multiple (*i.e.*, two or more) rings fused or bound together. Heterocycles include heteroaryls.

5 Examples include, but are not limited to, benzo[1,3]dioxolyl, 2,3-dihydro-benzo[1,4]dioxinyl, cinnolinyl, furanyl, hydantoinyl, morpholinyl, oxetanyl, oxiranyl, piperazinyl, piperidinyl, pyrrolidinonyl, pyrrolidinyl, tetrahydrofuranlyl, tetrahydropyranlyl, tetrahydropyridinyl, tetrahydropyrimidinyl, tetrahydrothiophenyl, tetrahydrothiopyranlyl and valerolactamyl.

10 Unless otherwise indicated, the term “heterocyclealkyl” or “heterocycle-alkyl” refers to a heterocycle moiety bound to an alkyl moiety.

Unless otherwise indicated, the term “heterocycloalkyl” refers to a non-aromatic heterocycle.

Unless otherwise indicated, the term “heterocycloalkylalkyl” or “heterocycloalkyl-alkyl” refers to a heterocycloalkyl moiety bound to an alkyl moiety.

15 Unless otherwise indicated, the term “pharmaceutically acceptable salts” refers to salts prepared from pharmaceutically acceptable non-toxic acids or bases including inorganic acids and bases and organic acids and bases. Suitable pharmaceutically acceptable base addition salts include, but are not limited to, metallic salts made from aluminum, calcium, lithium, magnesium, potassium, sodium and zinc or organic salts made from lysine, N,N'-
20 dibenzylethylenediamine, chlorprocaine, choline, diethanolamine, ethylenediamine, meglumine (N-methylglucamine) and procaine. Suitable non-toxic acids include, but are not limited to, inorganic and organic acids such as acetic, alginic, anthranilic, benzenesulfonic, benzoic, camphorsulfonic, citric, ethenesulfonic, formic, fumaric, furoic, galacturonic, gluconic, glucuronic, glutamic, glycolic, hydrobromic, hydrochloric, isethionic, lactic,
25 maleic, malic, mandelic, methanesulfonic, mucic, nitric, pamoic, pantothenic, phenylacetic, phosphoric, propionic, salicylic, stearic, succinic, sulfanilic, sulfuric, tartaric acid, and p-toluenesulfonic acid. Specific non-toxic acids include hydrochloric, hydrobromic, phosphoric, sulfuric, and methanesulfonic acids. Examples of specific salts thus include hydrochloride and mesylate salts. Others are well-known in the art. *See, e.g., Remington's*
30 *Pharmaceutical Sciences*, 18th ed. (Mack Publishing, Easton PA: 1990) and *Remington: The Science and Practice of Pharmacy*, 19th ed. (Mack Publishing, Easton PA: 1995).

Unless otherwise indicated, the term “stereoisomeric mixture” encompasses racemic mixtures as well as stereomerically enriched mixtures (*e.g.*, R/S = 30/70, 35/65, 40/60, 45/55, 55/45, 60/40, 65/35 and 70/30).

Unless otherwise indicated, the term “stereomerically pure” means a composition that
5 comprises one stereoisomer of a compound and is substantially free of other stereoisomers of that compound. For example, a stereomerically pure composition of a compound having one stereocenter will be substantially free of the opposite stereoisomer of the compound. A stereomerically pure composition of a compound having two stereocenters will be
10 substantially free of other diastereomers of the compound. A typical stereomerically pure compound comprises greater than about 80% by weight of one stereoisomer of the compound and less than about 20% by weight of other stereoisomers of the compound, greater than about 90% by weight of one stereoisomer of the compound and less than about 10% by weight of the other stereoisomers of the compound, greater than about 95% by weight of one stereoisomer of the compound and less than about 5% by weight of the other stereoisomers of
15 the compound, greater than about 97% by weight of one stereoisomer of the compound and less than about 3% by weight of the other stereoisomers of the compound, or greater than about 99% by weight of one stereoisomer of the compound and less than about 1% by weight of the other stereoisomers of the compound.

Unless otherwise indicated, the term “substituted,” when used to describe a chemical
20 structure or moiety, refers to a derivative of that structure or moiety wherein one or more of its hydrogen atoms is substituted with a chemical moiety or functional group such as, but not limited to, alcohol, aldehyde, alkoxy, alkanoyloxy, alkoxy carbonyl, alkenyl, alkyl (*e.g.*, methyl, ethyl, propyl, t-butyl), alkynyl, alkyl carbonyloxy (-OC(O)alkyl), amide (-C(O)NH-alkyl- or -alkylNHC(O)alkyl), amidinyl (-C(NH)NH-alkyl- or -C(NR)NH₂), amine (primary,
25 secondary and tertiary such as alkylamino, arylamino, arylalkylamino), aroyl, aryl, aryloxy, azo, carbamoyl (-NHC(O)O-alkyl- or -OC(O)NH-alkyl), carbamyl (*e.g.*, CONH₂, as well as CONH-alkyl, CONH-aryl, and CONH-arylalkyl), carbonyl, carboxyl, carboxylic acid, carboxylic acid anhydride, carboxylic acid chloride, cyano, ester, epoxide, ether (*e.g.*, methoxy, ethoxy), guanidino, halo, haloalkyl (*e.g.*, -CCl₃, -CF₃, -C(CF₃)₃), heteroalkyl,
30 hemiacetal, imine (primary and secondary), isocyanate, isothiocyanate, ketone, nitrile, nitro, oxo, phosphodiester, sulfide, sulfonamido (*e.g.*, SO₂NH₂), sulfone, sulfonyl (including alkylsulfonyl, arylsulfonyl and arylalkylsulfonyl), sulfoxide, thiol (*e.g.*, sulfhydryl, thioether) and urea (-NHCONH-alkyl-).

Unless otherwise indicated, the term “include” has the same meaning as “include, but are not limited to,” and the term “includes” has the same meaning as “includes, but is not limited to.” Similarly, the term “such as” has the same meaning as the term “such as, but not limited to.”

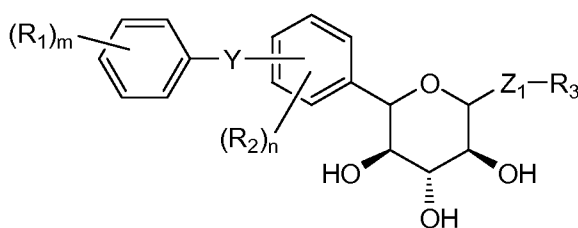
5 Unless otherwise indicated, one or more adjectives immediately preceding a series of nouns is to be construed as applying to each of the nouns. For example, the phrase “optionally substituted alky, aryl, or heteroaryl” has the same meaning as “optionally substituted alky, optionally substituted aryl, or optionally substituted heteroaryl.”

10 It should be noted that a chemical moiety that forms part of a larger compound may be described herein using a name commonly accorded it when it exists as a single molecule or a name commonly accorded its radical. For example, the terms “pyridine” and “pyridyl” are accorded the same meaning when used to describe a moiety attached to other chemical moieties. Thus, the two phrases “XOH, wherein X is pyridyl” and “XOH, wherein X is pyridine” are accorded the same meaning, and encompass the compounds pyridin-2-ol,
15 pyridin-3-ol and pyridin-4-ol.

It should also be noted that if the stereochemistry of a structure or a portion of a structure is not indicated with, for example, bold or dashed lines, the structure or the portion of the structure is to be interpreted as encompassing all stereoisomers of it. Moreover, any atom shown in a drawing with unsatisfied valences is assumed to be attached to enough
20 hydrogen atoms to satisfy the valences. In addition, chemical bonds depicted with one solid line parallel to one dashed line encompass both single and double (*e.g.*, aromatic) bonds, if valences permit.

5.2. Methods

This invention encompasses methods of preparing compounds of formula I:



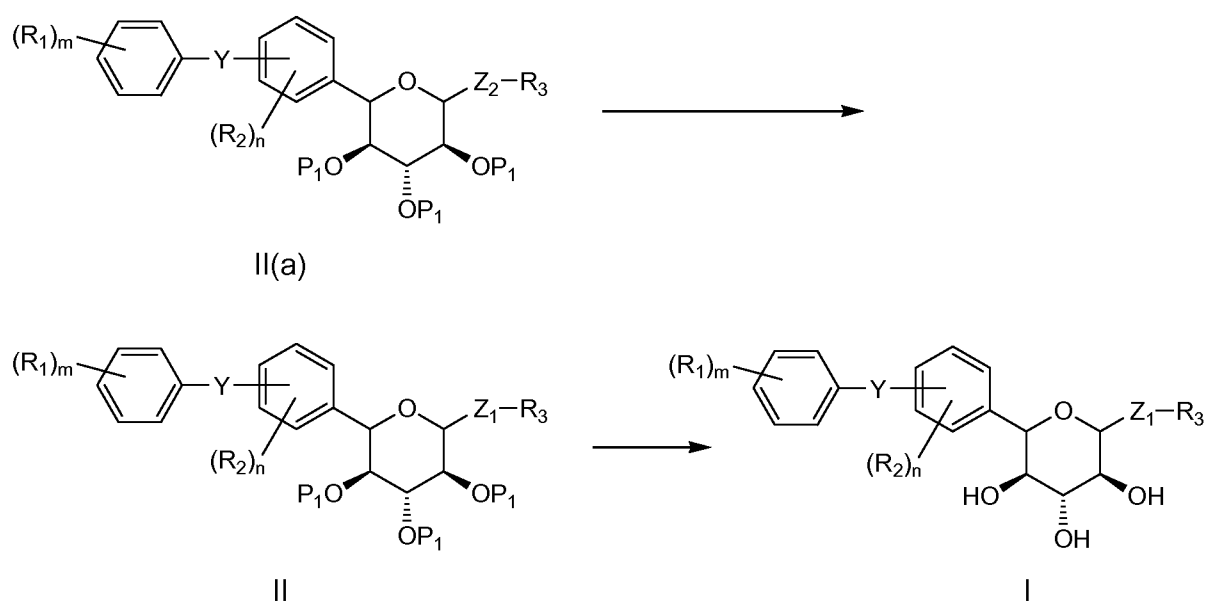
25

I

and salts and co-crystals thereof, wherein: Y is O, S, NR₄, or C(R₄)₂; Z₁ is O, S, SO, or SO₂; each R₁ is independently hydrogen, halogen, cyano, OR_{1A}, SR_{1A}, or optionally substituted

alkyl; each R_{1A} is independently hydrogen or optionally substituted alkyl or aryl; each R_2 is independently hydrogen, halogen, cyano, OR_{2A} , SR_{2A} , or optionally substituted alkyl; each R_{2A} is independently hydrogen or optionally substituted alkyl or aryl; R_3 is optionally substituted alkyl, aryl or heterocycle; each R_4 is independently hydrogen or optionally substituted alkyl or aryl; n is 1-3; and m is 1-3.

A particular approach is shown below in Scheme 1:



Scheme 1

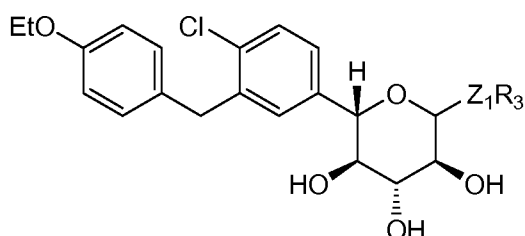
wherein each P_1 is independently a hydroxyl protecting group stable under acidic conditions.

In this approach, a compound of formula II(a) is oxidized to provide a compound of formula II, which is then contacted with a base to afford the compound of formula I. Suitable oxidation conditions are known in the art, and include the use of peroxy compounds, such as m-chlorophenylperacid, peracetic acid, oxone, a mixture of hydrogen peroxide or its complex (e.g., urea hydrogen peroxide) and acid anhydride (e.g., phthalic anhydride). Suitable bases are also known in the art, and include alkoxides, hydroxide, carbonates and amines.

Of course, potentially reactive moieties encompassed by the definitions of various moieties (e.g., R_1-R_3) provided herein may be protected using methods known in the art. Moreover, the final product may undergo further reactions known in the art to afford other compounds encompassed by formula I. The final product may also be crystallized. In one method, the product is co-crystallized with an amino acid (e.g., L-phenylalanine, L-phenylglycine, L-arginine).

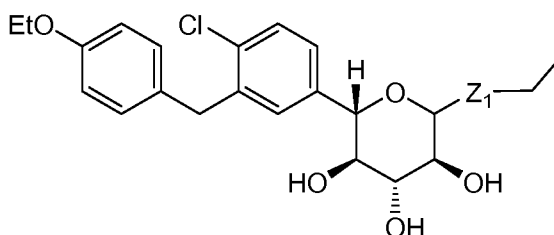
With regard to all of the generic structures and reactions disclosed herein (*e.g.*, in Schemes 1-3), where applicable, certain embodiments of the invention are such that Y is C(R₄)₂. In others, Z₁ is S, SO or SO₂. In others, each P₁ is independently C(O)R₅, wherein each R₅ is independently alkyl, aryl, alkylaryl, or arylalkyl. Examples of P₁ include acetyl, benzoyl and pivaloyl. In other embodiments, R₁ is OR_{1A} and R_{1A} is, for example, optionally substituted lower alkyl. In others, R₂ is halogen. In others, R₃ is lower alkyl (*e.g.*, methyl or ethyl). In others, R₄ is hydrogen. In others, m is 1. In others, n is 1.

In one embodiment, Y is CH₂, Z₁ is S or SO₂, R₁ is ethoxy, R₂ is chloro, and R₃ is methyl. For example, in a particular method, the compound of formula I is of the formula:



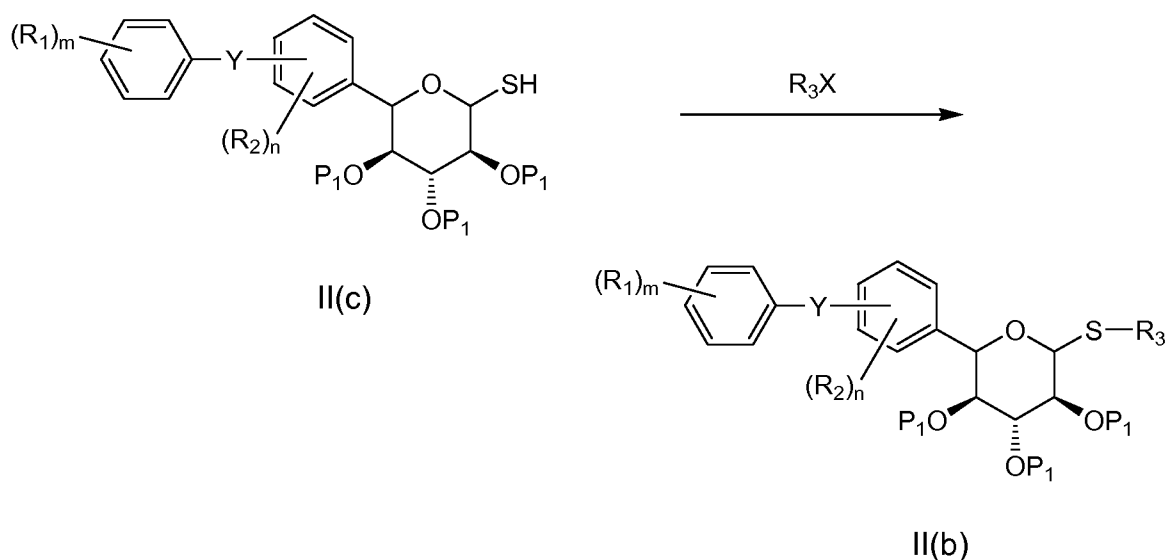
10

In another embodiment, Y is CH₂, Z₁ is S or SO₂, R₁ is ethoxy, R₂ is chloro, and R₃ is ethyl. For example, in a particular method, the compound of formula I is of the formula:



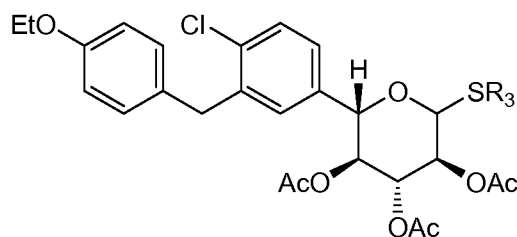
In a particular embodiment, the compound of formula II(a) is of formula II(b), which can be prepared as shown below in Scheme 2:

15

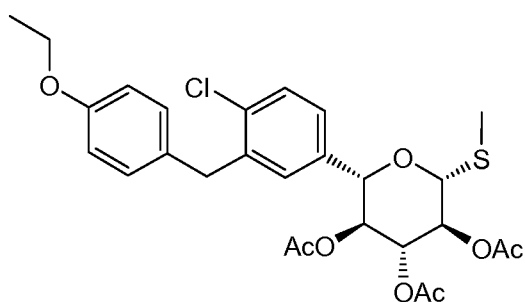


Scheme 2

wherein X is bromine, iodine, alkanesulfoxy, or alkoxy sulfoxy. Suitable reaction conditions are known in the art. For example, basic conditions (e.g., the use of a base such as N,N-diisopropyl ethylamine) can be used. In one method, the compound of formula **II(b)** is of the formula:



A specific compound of formula **II(b)** is (2S,3S,4R,5S,6R)-2-(4-chloro-3-(4-ethoxybenzyl)phenyl)-6-(methylthio)tetrahydro-2H-pyran-3,4,5-triyl triacetate:



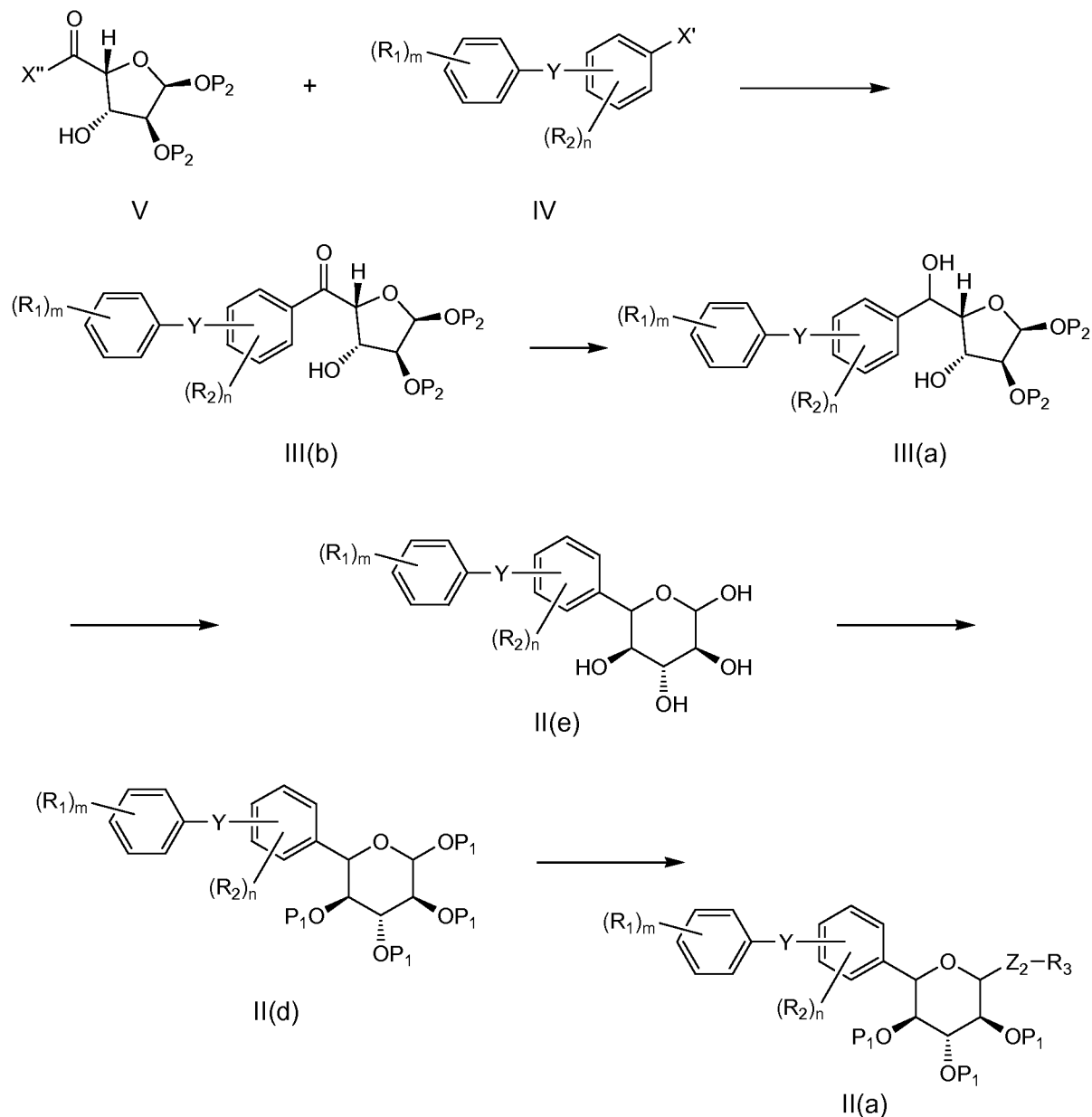
10

A particular crystalline form of this compound has a melting point of about $156^\circ C$ as measured by differential scanning calorimetry (DSC) (onset temperature). The form provides a X-ray powder diffraction (XRPD) pattern with peaks at one or more of about 7.7, 11.9, 12.4, 16.9, 19.5, 19.9, 21.9, 23.2, 24.1, and/or 27.7 degrees 2θ . As those skilled in the art are well aware, the relative intensities of peaks in a X-ray diffraction pattern of a crystalline form

15

can vary depending on how the sample is prepared and how the data is collected. With this in mind, an example of a XRPD pattern of this crystalline form is provided in Figure 1.

In general, compounds of formula **II(a)** can be prepared by the approach shown below in Scheme 3:



5

Scheme 3

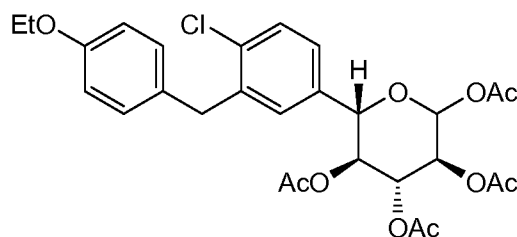
wherein: each P_2 is independently a hydroxyl protecting group stable under acidic conditions, or both P_2 s are taken together to provide a single protecting group; X' is chlorine, bromine or iodine; and X'' is a leaving group (*e.g.*, amino, alkoxyamino, hydroxy, halogen, alkoxy, phenoxy, carboxy, sulfoxy). In particular methods, each P_2 is independently $C(O)R_6$,

10

or both P₂S are taken together to provide C(R₆)₂, wherein each R₆ is independently alkyl, aryl, alkylaryl, or arylalkyl.

In this approach, the compound of formula **II(a)** is obtained by contacting a compound of formula **II(d)** with reagents and reaction conditions that will depend on the nature of Z₂. For example, the compound of formula **II(d)** can be contacted with a Lewis acid (e.g., trimethylsilyl trifluoromethanesulfonate) and thiourea to obtain a compound wherein Z₂ is S (e.g., of formula **II(c)**, shown above in Scheme 2). The compound of formula **II(d)** can be contacted with a hydroxyl compound under acidic conditions to afford a compound wherein Z₂ is O.

Compounds of formula **II(d)** can be obtained by contacting a compound of formula **II(e)** with P₁-X^m under suitable reaction conditions, wherein X^m is chlorine, bromine, iodine, alkylcarboxy, alkanesulfoxy, or alkoxy sulfoxy. Suitable reaction conditions are known in the art. For example, the reaction may be catalyzed by a base, such as pyridine. In a particular embodiment, the compound of formula **II(d)** is of the formula:



15

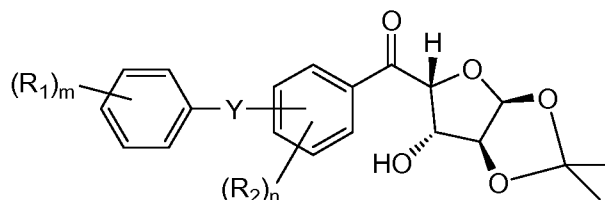
and the salt of P₁ is, for example, acyl chloride or acetic anhydride.

Compounds of formula **II(e)** can be prepared by contacting a compound of formula **III(a)** with an acid under conditions sufficient to provide the compound of formula **II(e)**. Suitable acids are known in the art, and include acetic acid, hydrochloric acid, sulfuric acid, phosphoric acid, methanesulfonic acid, and toluenesulfonic acid.

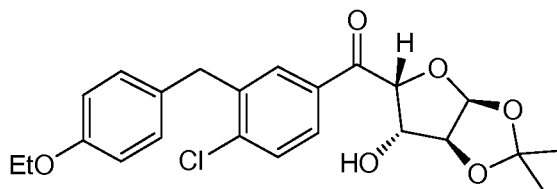
20

Compounds of formula **III(a)** can be prepared by reducing a compound of formula **III(b)**. Suitable reducing conditions are known in the art, and include the use of cerium chloride and sodium borohydride, a borane complex, enzymatic reduction, and hydrogenation or transfer hydrogenation. In a particular embodiment, the compound of formula **III(b)** is of the formula:

25



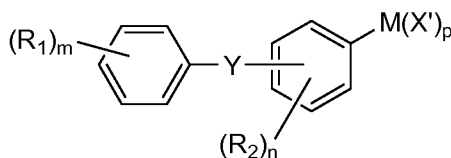
A specific compound of formula **III(b)** is (4-chloro-3-(4-ethoxybenzyl)phenyl)((3a*S*,5*R*,6*S*,6a*S*)-6-hydroxy-2,2-dimethyltetrahydrofuro[2,3-d][1,3]dioxol-5-yl)methanone:



5

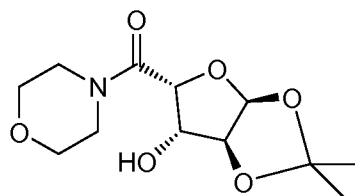
A particular crystalline form of this compound has a melting point of about 113°C as measured by DSC (onset temperature). The form provides a XRPD pattern with peaks at one or more of about 7.6, 13.2, 17.0, 17.4, 18.6, 19.5, 20.5, 20.8 and/or 23.2 degrees 2 θ . An example of a XRPD pattern of this crystalline form is provided in Figure 2.

10 Compounds of formula **III(b)** can be prepared by coupling a compound of formula **IV** with a compound of formula **V**. Suitable coupling conditions are known in the art, and include the use of metalating (*e.g.*, magnesium or lithium) or transmetalating agents such as magnesium reagents (*e.g.*, alkyl magnesium halide, dialkyl magnesium, lithium trialkyl magnesium halide) and organolithium reagents (*e.g.*, *n*-butyl lithium, *sec*-butyl lithium, *t*-butyl lithium). Thus, compounds of formula **III(b)** can be prepared using compounds of
15 formula **IV(a)**:

**IV(a)**

under suitable conditions, wherein M is an appropriate metal, such as Na, K, Li, or Mg, X' is
20 Cl, Br, or I, and p is 0, 1, or 2, depending on the metal.

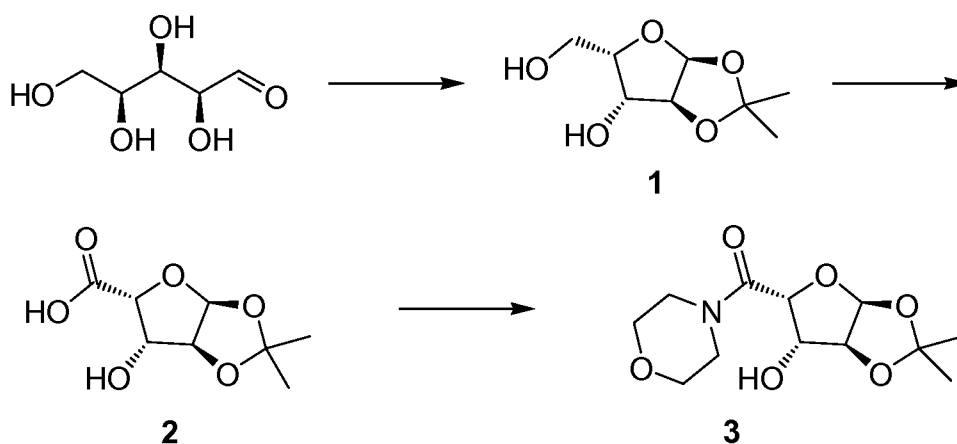
In a particular method, the compound of formula **V** is such that X' is amino (*e.g.*, morpholino). A specific compound of formula **V** is ((3a*S*,5*R*,6*S*,6a*S*)-6-hydroxy-2,2-dimethyltetrahydrofuro[2,3-d][1,3]dioxol-5-yl)(morpholino)methanone:



A particular crystalline form of this compound has a melting point of about 136°C as measured by DSC (onset temperature). The form provides a XRPD pattern with peaks at one or more of about 9.0, 16.9, 17.6, 18.2, 18.4, 18.8 and/or 22.7 degrees 2θ. An example of a

5 XRPD pattern of this crystalline form is provided in Figure 3.

This particular compound of formula V can be prepared by approaches such as that shown below in Scheme 4:

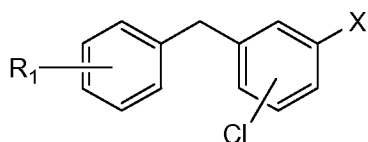


Scheme 4

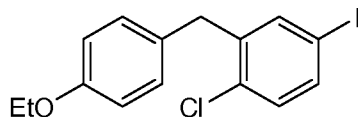
10 Suitable reaction conditions are known in the art, and include those described below in the Examples. In general, L-(-)-xylose is cyclized under conditions sufficient to provide compound 1, which is then oxidized to provide compound 2, which is then contacted with morpholine under conditions sufficient to provide ((3aS,5R,6S,6aS)-6-hydroxy-2,2-

15 dimethyltetrahydrofuro[2,3-d][1,3]dioxol-5-yl)(morpholino)methanone. This invention encompasses compounds of formulae 1 and 2, including crystalline forms thereof.

Returning to Scheme 3, in a particular method of the invention, the compound of formula IV is of the formula:

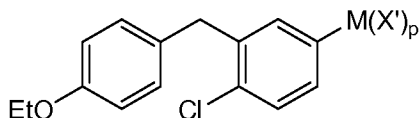


A specific compound of formula **IV** is 1-chloro-2-(4-ethoxybenzyl)-4-iodobenzene:

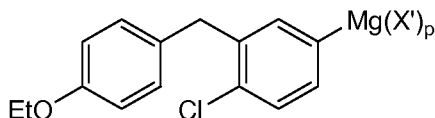


A particular crystalline form of this compound has a melting point of about 65°C (as determined by m.p. apparatus). The form provides a XRPD pattern with peaks at one or more of about 5.1, 13.5, 15.2, 20.3, 22.2 and/or 27.0 degrees 2θ. An example of a XRPD pattern of this crystalline form is provided in Figure 4.

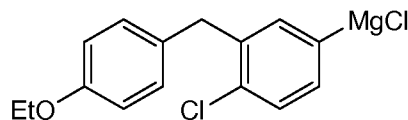
Particular compounds of formula **IV(a)** include those of the formula:



More particular compounds are of the formula:



Specific compounds of formula **IV(a)** are (4-chloro-3-(4-ethoxybenzyl)phenyl)magnesium iodide and (4-chloro-3-(4-ethoxybenzyl)phenyl)magnesium chloride, shown below:

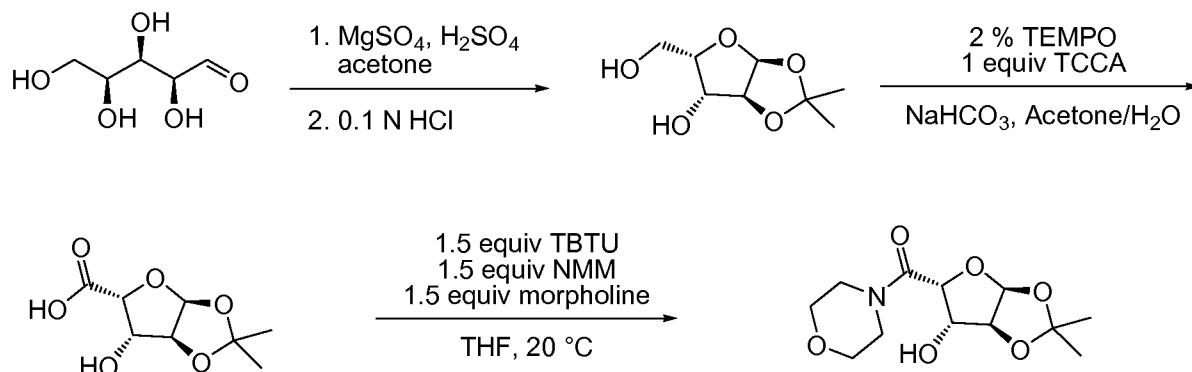


Compounds of formulae **IV** and **V** can be prepared by methods such as those disclosed below, as well as methods known in the art. *See, e.g.*, U.S. patent no. 6,515,117; Davis, N.J., *et al.*, Tetrahedron Letters 34(7):1181-4 (1993).

6. EXAMPLES

Aspects of this invention can be understood from the following examples, which do not limit its scope.

6.1. Synthesis of ((3aS,5R,6S,6aS)-6-hydroxy-2,2-dimethyltetrahydrofuro[2,3-d][1,3]dioxol-5-yl)(morpholino)methanone



To a 12L three-necked round bottom flask with mechanical stirrer, rubber septum
 5 with temperature probe and gas bubbler was charged L-(-)-xylose (504.40 g, 3.360 mol),
 acetone (5L, reagent grade) and anhydrous MgSO₄ powder (811.23g, 6.740 mol / 2.0 equiv).
 The suspension was set stirring at ambient and then concentrated H₂SO₄ (50 mL, 0.938 mol /
 0.28 equiv) was added. A slow mild exotherm was noticed (temperature rose to 24°C over
 about 1 hr) and the reaction was allowed to stir at ambient overnight. After 16.25 hours, TLC
 10 suggested all L-xylose had been consumed, with the major product being the bis-acetonide
 along with some (3aS,5S,6R,6aS)-5-(hydroxymethyl)-2,2-dimethyltetrahydrofuro[2,3-
 d][1,3]dioxol-6-ol. The reaction mixture was filtered and the collected solids were washed
 twice with acetone (500 mL per wash). The stirring yellow filtrate was neutralized with
 concentrated NH₄OH solution (39 mL) to pH = 8.7. After stirring for 10 min, the suspended
 15 solids were removed by filtration. The filtrate was concentrated to afford crude bis-acetonide
 intermediate as a yellow oil (725.23 g). The yellow oil was suspended in 2.5 L water stirring
 in a 5L three-necked round bottom flask with mechanical stirrer, rubber septum with
 temperature probe and gas bubbler. The pH was adjusted from 9 to 2 with 1N aq. HCl (142
 mL) and stirred at room temperature for 6 h until GC showed sufficient conversion of the bis-
 20 acetonide intermediate to (3aS,5S,6R,6aS)-5-(hydroxymethyl)-2,2-
 dimethyltetrahydrofuro[2,3-d][1,3]dioxol-6-ol. The reaction was neutralized by the addition
 of 50% w/w aq. K₂HPO₄ until pH=7. The solvent was then evaporated and ethyl acetate
 (1.25L) was added to give a white suspension which was filtered. The filtrate was
 concentrated in vacuo to afford an orange oil which was dissolved in 1 L methyl tert-butyl
 25 ether. This solution had KF 0.23 wt% water and was concentrated to afford (3aS,5S,6R,6aS)-
 5-(hydroxymethyl)-2,2-dimethyltetrahydrofuro[2,3-d][1,3]dioxol-6-ol as an orange oil
 (551.23g, 86% yield, 96.7 area% pure by GC). ¹H NMR (400 MHz, DMSO-d₆) δ 1.22 (s, 3

H) 1.37 (s, 3 H) 3.51 (dd, $J=11.12, 5.81$ Hz, 1 H) 3.61 (dd, $J=11.12, 5.05$ Hz, 1 H) 3.93 - 4.00 (m, 1 H) 3.96 (s, 1 H) 4.36 (d, $J=3.79$ Hz, 1 H) 4.86 (br. s., 2 H) 5.79 (d, $J=3.54$ Hz, 1 H).

^{13}C NMR (101MHz, DMSO- d_6) δ 26.48, 27.02, 59.30, 73.88, 81.71, 85.48, 104.69, 110.73.

To a solution of (3aS,5S,6R,6aS)-5-(hydroxymethyl)-2,2-dimethyltetrahydrofuro[2,3-d][1,3]dioxol-6-ol (25.0g, 131 mmol) in acetone (375 mL, 15X) and H₂O (125 mL, 5X) was added NaHCO₃ (33.0g, 3.0 equiv), NaBr (2.8g, 20 mol%) and TEMPO (0.40g, 2 mol%) at 20°C. The mixture was cooled to 0-5°C and solid trichloroisocyanuric acid (TCCA, 30.5 g, 1.0 equiv) was then added in portions. The suspension was stirred at 20°C for 24h. Methanol (20 mL) was added and the mixture was stirred at 20°C for 1h. A white suspension was formed at this point. The mixture was filtered, washed with acetone (50 mL, 2X). The organic solvent was removed under vacuum and the aqueous layer was extracted with EtOAc (300 mL, 12X x3) and the combined organic layers were concentrated to afford an oily mixture with some solid residue. Acetone (125 mL, 5X) was added and the mixture was filtered. The acetone solution was then concentrated to afford the desired acid ((3aS,5R,6S,6aS)-6-hydroxy-2,2-dimethyltetrahydrofuro[2,3-d][1,3]dioxole-5-carboxylic acid) as a yellow solid (21.0g, 79%). ^1H NMR (methanol- d_4), δ 6.00 (d, $J = 3.2$ Hz, 1H), 4.72 (d, $J = 3.2$ Hz, 1H), 4.53 (d, $J = 3.2$ Hz, 1H), 4.38 (d, $J = 3.2$ Hz, 1H), 1.44 (s, 3H), 1.32 (s, 3H).

To a solution of (3aS,5R,6S,6aS)-6-hydroxy-2,2-dimethyltetrahydrofuro[2,3-d][1,3]dioxole-5-carboxylic acid (5.0g, 24.5 mmol) in THF (100 mL, 20X) was added TBTU (11.8g, 1.5 equiv), *N*-methylmorpholine (NMM, 4.1 mL, 1.5 equiv) and the mixture was stirred at 20°C for 30 min. Morpholine (3.2 mL, 1.5 equiv) was then added, and the reaction mixture was stirred at 20°C for an additional 6h. The solid was filtered off by filtration and the cake was washed with THF (10 mL, 2X x2). The organic solution was concentrated under vacuum and the residue was purified by silica gel column chromatography (hexanes:EtOAc, from 1:4 to 4:1) to afford 4.3 g of the desired morpholine amide (64%) as a white solid. ^1H NMR (CDCl₃), δ 6.02 (d, $J = 3.2$ Hz, 1H), 5.11 (br s, 1H), 4.62 (d, $J = 3.2$ Hz, 1H), 4.58 (d, $J = 3.2$ Hz, 1H), 3.9-3.5 (m, 8H), 1.51 (s, 3H), 1.35 (s, 3H).

6.2. Alternative synthesis of ((3aS,5R,6S,6aS)-6-hydroxy-2,2-dimethyltetrahydrofuro[2,3-d][1,3]dioxol-5-yl)(morpholino)methanone

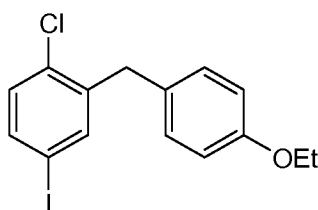
A solution of the diol (3aS,5S,6R,6aS)-5-(hydroxymethyl)-2,2-dimethyltetrahydrofuro[2,3-d][1,3]dioxol-6-ol in acetonitrile (5.38 kg, 65% w/w, 3.50 kg

active, 18.40 mol), acetonitrile (10.5 L) and TEMPO (28.4 g, 1 mol %) were added to a solution of K_2HPO_4 (0.32 kg, 1.84 mol) and KH_2PO_4 (1.25 kg, 9.20 mol) in water (10.5 L). A solution of $NaClO_2$ (3.12 kg, 80% w/w, 27.6 mole, 1.50 eq) in water (7.0 L) and a solution of K_2HPO_4 (2.89 kg, 0.90 eq) in water (3.0 L) were prepared with cooling. Bleach (3.0L, 5 approximate 6% household grade) was mixed with the K_2HPO_4 solution. Approximately 20% of the $NaClO_2$ solution (1.6 L) and bleach/ K_2HPO_4 solution (400 mL, ~1 mol %) were added. The remainders of the two solutions were added simultaneously. The reaction mixture turned dark red brown and slow exotherm was observed. The addition rate of the $NaClO_2$ solution was about 40 mL/min (3-4 h addition) and the addition rate for the bleach/ K_2HPO_4 solution was about 10-12 mL/min (10 hr addition) while maintaining the batch at 15-25°C. 10 Additional charges of TEMPO (14.3g, 0.5 mol%) were performed every 5-6 hr until the reaction went to completion (usually two charges are sufficient). Nitrogen sweep of the headspace to a scrubber with aqueous was performed to keep the green-yellowish gas from accumulating in the vessel. The reaction mixture was cooled to $< 10^\circ C$ and quenched with 15 Na_2SO_3 (1.4 kg, 0.6 eq) in three portions over 1 hr. The reaction mixture was then acidified with H_3PO_4 until pH reached 2.0-2.1 (2.5-2.7 L) at 5-15°C. The layers were separated and the aqueous layer was extracted with acetonitrile (10.5 L x 3). The combined organic layer was concentrated under vacuo (~100-120 torr) at $< 35^\circ C$ (28-32°C vapor, 45-50°C bath) to low volume (~ 6-7 L) and then flushed with acetonitrile (40 L) until KF of the solution 20 reached $< 1\%$ when diluted to volume of about 12-15L with acetonitrile. Morpholine (1.61 L, 18.4 mol, 1.0 eq) was added over 4-6 h and the slurry was aged overnight under nitrogen. The mixture was cooled to 0-5°C and aged for 3 hours then filtered. The filter cake was washed with acetonitrile (10 L). Drying under flowing nitrogen gave 4.13 kg of the morpholine salt of ((3aS,5R,6S,6aS)-6-hydroxy-2,2-dimethyltetrahydrofuro[2,3- 25 d][1,3]dioxole-5-carboxylic acid as a white solid (92-94% pure based on 1H NMR with 1,4-dimethoxybenzene as the internal standard), 72-75% yield corrected for purity. 1H NMR (D_2O) δ 5.96 (d, $J = 3.6$ Hz, 1H), 4.58 (d, $J = 3.6$ Hz, 1H), 4.53 (d, $J = 3.2$ Hz, 1H), 4.30 (d, $J = 3.2$ Hz, 1H), 3.84 (m, 2H), 3.18 (m, 2H), 1.40 (s, 1H), 1.25 (s, 1H). ^{13}C NMR (D_2O) δ 174.5, 112.5, 104.6, 84.2, 81.7, 75.0, 63.6, 43.1, 25.6, 25.1.

30 The morpholine salt of ((3aS,5R,6S,6aS)-6-hydroxy-2,2-dimethyltetrahydrofuro[2,3-d][1,3]dioxole-5-carboxylic acid (7.85 kg, 26.9 mol), morpholine (2.40 L, 27.5 mol) and boric acid (340 g, 5.49 mol, 0.2 eq) were added to toluene (31 L). The resulting slurry was degassed and heated at reflux with a Dean-Stark trap under nitrogen for 12 h and then cooled

to room temperature. The mixture was filtered to remove insolubles and the filter cake washed with toluene (5 L). The filtrate was concentrated to about 14 L and flushed with toluene (~80 L) to remove excess morpholine. When final volume reached ~12 L, heptane (14 L) was added slowly at 60-70°C. The resulting slurry was cooled gradually to room temperature and aged for 3 h. It was then filtered and washed with heptane (12 L) and dry under nitrogen gave a slightly pink solid (6.26 kg, 97% pure, 98% yield). m.p.: 136°C (DSC). ¹H NMR (CDCl₃), δ 6.02 (d, *J* = 3.2 Hz, 1H), 5.11 (br s, 1H), 4.62 (d, *J* = 3.2 Hz, 1H), 4.58 (d, *J* = 3.2 Hz, 1H), 3.9-3.5 (m, 8H), 1.51 (s, 3H), 1.35 (s, 3H). ¹³C NMR (methanol-d₄) δ 26.84, 27.61, 44.24, 47.45, 68.16, 77.14, 81.14, 86.80, 106.87, 113.68, 169.05.

6.3. Synthesis of 1-chloro-2-(4-ethoxybenzyl)-4-iodobenzene



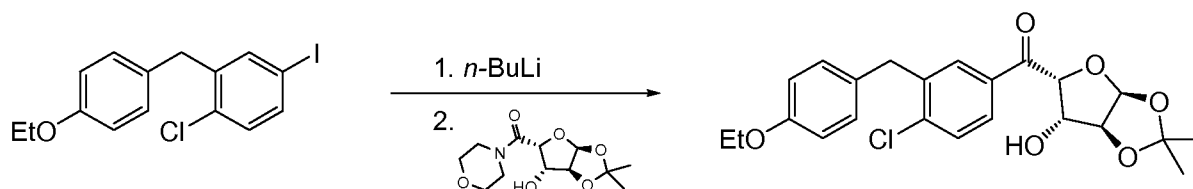
A 2L three-necked round bottom flask with mechanical stirrer, rubber septum with temperature probe and pressure-equalized addition funnel with gas bubbler was charged with 2-chloro-5-iodobenzoic acid (199.41 g, 0.706 mol), dichloromethane (1.2L, KF = 0.003 wt% water) and the suspension was set stirring at ambient temperature. Then N,N-dimethylformamide (0.6 mL, 1.1 mol %) was added followed by oxalyl chloride (63 mL, 0.722 mol, 1.02 equiv) which was added over 11 min. The reaction was allowed to stir at ambient overnight and became a solution. After 18.75 hours, additional oxalyl chloride (6 mL, 0.069 mol, 0.10 equiv) was added to consume unreacted starting material. After 2 hours, the reaction mixture was concentrated in vacuo to afford crude 2-chloro-5-iodobenzoyl chloride as a pale yellow foam which will be carried forward to the next step.

A jacketed 2L three-necked round bottom flask with mechanical stirrer, rubber septum with temperature probe and pressure-equalized addition funnel with gas bubbler was charged with aluminum chloride (97.68 g, 0.733 mol, 1.04 equiv), dichloromethane (0.65 L, KF = 0.003 wt% water) and the suspension was set stirring under nitrogen and was cooled to about 6°C. Then ethoxybenzene (90 mL, 0.712 mol, 1.01 equiv) was added over 7 minutes keeping internal temperature below 9°C. The resulting orange solution was diluted with dichloromethane (75mL) and was cooled to -7°C. Then a solution of 2-chloro-5-

iodobenzoyl chloride (≤ 0.706 mol) in 350 mL dichloromethane was added over 13 minutes keeping the internal temperature below $+3^{\circ}\text{C}$. The reaction mixture was warmed slightly and held at $+5^{\circ}\text{C}$ for 2 hours. HPLC analysis suggested the reaction was complete and the reaction was quenched into 450mL pre-cooled ($\sim 5^{\circ}\text{C}$) 2N aq. HCl with stirring in a jacketed
5 round bottom flask. This quench was done in portions over 10min with internal temperature remaining below 28°C . The quenched biphasic mixture was stirred at 20°C for 45min and the lower organic phase was washed with 1N aq. HCl (200mL), twice with saturated aq. sodium bicarbonate (200mL per wash), and with saturated aq. sodium chloride (200mL). The washed extract was concentrated on a rotary evaporator to afford crude (2-chloro-5-
10 iodophenyl)(4-ethoxyphenyl)methanone as an off-white solid (268.93g, 99.0 area% by HPLC at 220nm, 1.0 area% regioisomer at 200nm, 98.5 % "as-is" yield).

A jacketed 1 L three-necked round bottom flask with mechanical stirrer, rubber septum with temperature probe and gas bubbler was charged with crude (2-chloro-5-iodophenyl)(4-ethoxyphenyl)methanone (30.13 g, 77.93 mmol), acetonitrile (300mL, KF =
15 0.004 wt% water) and the suspension was set stirring under nitrogen and was cooled to about 5°C . Then triethylsilane (28mL, 175.30 mmol, 2.25 equiv) was added followed by boron trifluoride-diethyletherate (24mL, 194.46mmol, 2.50 equiv) which was added over about 30 seconds. The reaction was warmed to ambient over 30min and was stirred for 17 hours. The reaction was diluted with methyl *tert*-butyl ether (150mL) followed by saturated aq sodium
20 bicarbonate (150mL) which was added over about 1 minutes. Mild gas evolution was noticed and the biphasic solution was stirred at ambient for 45 minutes. The upper organic phase was washed with saturated aq. sodium bicarbonate (100 mL), and with saturated aq. sodium chloride (50mL). The washed extract was concentrated on a rotary evaporator to about one
25 half of its original volume and was diluted with water (70 mL). Further concentration *in vacuo* at 45°C was done until white prills formed which were allowed to cool to ambient while stirring. After about 30 minutes at ambient, the suspended solids were isolated by filtration, washed with water (30 mL), and were dried *in vacuo* at 45°C . After about 2.5 hours, this afforded 1-chloro-2-(4-ethoxybenzyl)-4-iodobenzene as a slightly waxy white granular powder (28.28 g, 98.2 area % by HPLC at 220nm, 97.4 % "as-is" yield).

6.4. Synthesis of (4-chloro-3-(4-ethoxybenzyl)phenyl)((3aS,5R,6S,6aS)-6-hydroxy-2,2-dimethyltetrahydrofuro[2,3-d][1,3]dioxol-5-yl)methanone



To a solution of 1-chloro-2-(4-ethoxybenzyl)-4-iodobenzene (500mg, 1.34 mmol) in THF (5.0 mL) was added *i*-PrMgCl (2.0M in THF, 1.0 mL, 2.00 mmol) at 0-5°C, and the mixture was stirred for 1.5 h at 0-5°C. A solution of (3aS,5R,6S,6aS)-6-hydroxy-2,2-dimethyltetrahydrofuro[2,3-d][1,3]dioxol-5-yl(morpholino)methanone (146.5 mg, 0.536 mmol) in THF (1.0 mL) was added dropwise at 0-5°C and the mixture was kept stirring for 1h, warmed to 20°C and stirred at 20°C for 2 hours. The reaction was quenched with saturated aq NH₄Cl, extracted with MTBE, washed with brine. The organic layer was concentrated and the residue was purified by silica gel column chromatography to afford the desired ketone (178 mg, 76%) as a white solid. ¹H NMR (CDCl₃) δ 7.88 (dd, *J* = 8.4, 2.0 Hz, 1H), 7.82 (d, *J* = 2.0 Hz, 1H), 7.50 (d, *J* = 8.4 Hz, 1H), 7.12 (d, *J* = 8.4 Hz, 2H), 6.86 (d, *J* = 8.4 Hz, 2H), 6.07 (d, *J* = 3.2 Hz, 1H), 5.21 (d, *J* = 3.2 Hz, 1H), 4.58 (d, *J* = 3.2 Hz, 1H), 4.56 (d, *J* = 3.2 Hz, 1H), 4.16 (d, *J* = 7.2 Hz, 2H), 4.03 (q, *J* = 7.2 Hz, 2H), 1.54 (s, 3H), 1.42 (t, *J* = 7.2 Hz, 3H), 1.37 (s, 3H).

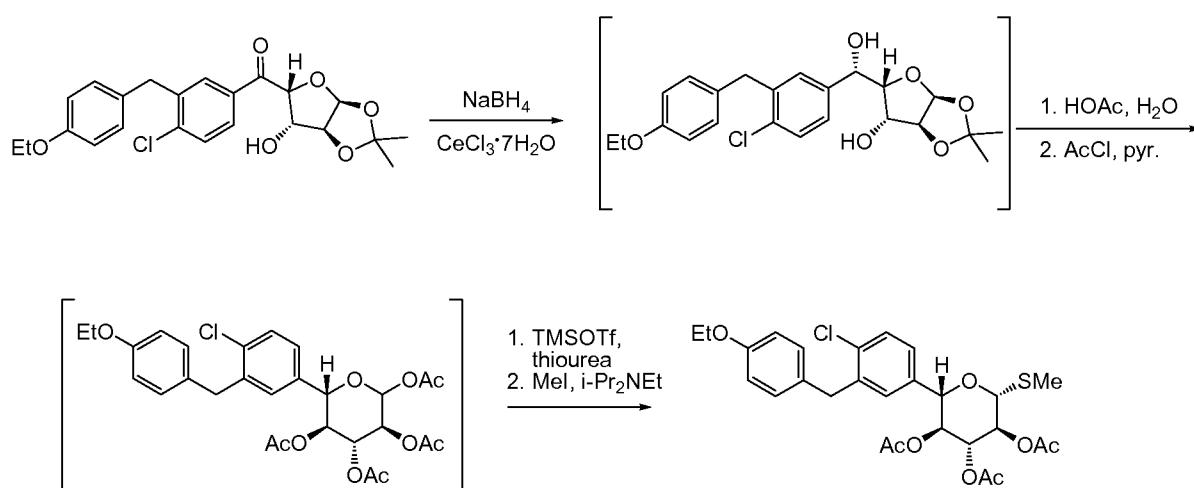
6.5. Alternative synthesis of (4-chloro-3-(4-ethoxybenzyl)phenyl)((3aS,5R,6S,6aS)-6-hydroxy-2,2-dimethyltetrahydrofuro[2,3-d][1,3]dioxol-5-yl)methanone

To a 20 L reactor equipped with a mechanical stirrer, a temperature controller and a nitrogen inlet was charged with the iodide (3.00 kg, 8.05 mol) and THF (8 L, 4X to the morpholinoamide) at room temperature and cooled to -5°C. To the above solution was added dropwise a solution of *i*-PrMgCl in THF (Aldrich 2 M, 4.39 L, 8.82 mol) at -5°C over 3 hours. This Grignard solution was used in the ketone formation below.

To a 50 L reactor equipped with a mechanical stirrer, a temperature controller, and a nitrogen inlet was charged the morpholinoamide (HPLC purity = 97 wt%, 2.01 kg, 7.34 mol) and THF (11 L, 5.5X) at room temperature and stirred for 45 minutes at room temperature and for 15 minutes at 30°C. The homogeneous solution was then cooled to -25°C. To this solution was added a solution of *t*-BuMgCl in THF (Aldrich 1 M, 7.32 L, 7.91 mol) at -25°C over 3 hours. Then the above Grignard solution was added to this solution at -20 over 41

minutes. The resulting solution was further stirred at -20°C before quench. The reaction mixture was added to 10 wt% aqueous NH_4Cl (10 L, 5X) at 0°C with vigorous stirring, and stirred for 30 minutes at 0°C . To this mixture was added slowly 6 N HCl (4 L, 2X) at 0°C to obtain a clear solution and stirred for 30 minutes at 10°C . After phase split, the organic layer was washed with 25 wt% aq NaCl (5 L, 2.5X). Then the organic layer was concentrated to a 3X solution under the conditions (200 mbar, bath temp 50°C). EtOAc (24 L, 12X) was added, and evaporated to a 3X solution under the conditions (150 mbar, bath temp 50°C). After removed solids by a polish filtration, EtOAc (4 L, 2X) was added and concentrated to dryness (150 mbar, bath temp 50°C). The wet cake was then transferred to a 50 L reactor equipped with a mechanical stirrer, a temperature controller and a nitrogen inlet. After EtOAc was added, the suspension was heated at 70°C to obtain a 2.5X homogeneous solution. To the resulting homogeneous solution was added slowly heptane (5 L, 2.5X) at the same temperature. A homogeneous solution was seeded and heptane (15 L, 7.5X) was added slowly to a little cloudy solution at 70°C . After stirred for 0.5 h at 70°C , the suspension was slowly cooled to 60°C and stirred for 1 h at 60°C . The suspension was then slowly cool to room temperature and stirred for 14 h at the same temperature. The crystals were collected and washed with heptane (8 L, 4X), dried under vacuum at 45°C to give the desired ketone as fluffy solids (2.57 kg, 100 wt% by HPLC, purity-adjusted yield: 81%).

20 **6.6. Synthesis of (2S,3S,4R,5S,6R)-2-(4-chloro-3-(4-ethoxybenzyl)phenyl)-6-(methylthio)tetrahydro-2H-pyran-3,4,5-triyl triacetate**



To a solution of the ketone (4-chloro-3-(4-ethoxybenzyl)phenyl)-(3aS,5R,6S,6aS)-6-hydroxy-2,2-dimethyltetrahydrofuro[2,3-d][1,3]dioxol-5-ylmethanone (114.7 g, 0.265 mol)

in MeOH (2 L, 17X) was added CeCl₃·7H₂O (118.5g, 1.2 equiv) and the mixture was stirred at 20°C until all solids were dissolved. The mixture was then cooled to -78°C and NaBH₄ (12.03g, 1.2 equiv) was added in portions so that the temperature of the reaction did not exceed -70°C. The mixture was stirred at -78°C for 1 hour, slowly warmed to 0°C and
5 quenched with saturated aq NH₄Cl (550 mL, 5X). The mixture was concentrated under vacuum to remove MeOH and then extracted with EtOAc (1.1L, 10X x2) and washed with brine (550 mL, 5X). The combined organics were concentrated under vacuum to afford the desired alcohol as a colorless oil (crude, 115g). To this colorless oil was added AcOH (650 mL) and H₂O (450 mL) and the mixture was heated to 100°C and stirred for 15 hours. The
10 mixture was then cooled to room temperature (20°C) and concentrated under vacuum to give a yellow oil (crude, ~118 g). To this crude oil was added pyridine (500 mL) and the mixture was cooled to 0°C. Then, Ac₂O (195 mL, ~8.0 equiv) was added and the mixture was warmed to 20°C and stirred at 20°C for 2h. The reaction was quenched with H₂O (500 mL) and diluted with EtOAc (1000 mL). The organic layer was separated and concentrated under
15 vacuum to remove EtOAc and pyridine. The residue was diluted with EtOAc (1000 mL) and washed with aq NaHSO₄ (1N, 500 mL, x2) and brine (300 mL). The organic layer was concentrated to afford the desired tetraacetate intermediate as a yellow foam (~133g).

To a solution of tetraacetate (133 g, 0.237 mol assuming pure) and thiourea (36.1, 2.0 equiv) in dioxane (530 mL, 4X) was added trimethylsilyl trifluoromethanesulfonate
20 (TMSOTf) (64.5 mL, 1.5 equiv) and the reaction mixture was heated to 80°C for 3.5 hours. The mixture was cooled to 20°C and MeI (37 mL, 2.5 equiv) and N,N-diisopropylethylamine (DiPEA) (207 mL, 5.0 equiv) was added and the mixture was stirred at 20°C for 3h. The mixture was then diluted with methyl tertiary-butyl ether (MTBE) (1.3 L, 10X) and washed with H₂O (650 mL, 5X x2). The organic layer was separated and concentrated under vacuum
25 to give a yellow solid. To this yellow solid was added MeOH (650 mL, 5X) and the mixture was reslurried at 60°C for 2h and then cooled to 0°C and stirred at 0°C for 1 hour. The mixture was filtered and the cake was washed with MeOH (0°C, 70 mL, x3). The cake was dried under vacuum at 45°C overnight to afford the desired triacetate (2S,3S,4R,5S,6R)-2-(4-chloro-3-(4-ethoxybenzyl)phenyl)-6-(methylthio)tetrahydro-2H-pyran-3,4,5-triyl triacetate
30 (88 g, 60% over 4 steps) as a pale yellow solid. ¹H NMR (CDCl₃) δ 7.37 (d, *J* = 8.0 Hz, 1H), 7.20 (dd, *J* = 8.0, 2.0 Hz, 1H), 7.07 (m, 2H), 6.85 (m, 2H), 5.32 (t, *J* = 9.6 Hz, 1H), 5.20 (t, *J* = 9.6 Hz, 1H), 5.05 (t, *J* = 9.6 Hz, 1H), 4.51 (d, *J* = 9.6 Hz, 1H), 4.38 (d, *J* = 9.6 Hz, 1h), 4.04 (m, 2H), 2.17 (s, 3H), 2.11 (s, 3H), 2.02 (s, 3H), 1.73 (s, 3H), 1.42 (t, *J* = 7.2 Hz, 3H).

6.7. **Alternative synthesis of (2S,3S,4R,5S,6R)-2-(4-chloro-3-(4-ethoxybenzyl)phenyl)-6-(methylthio)tetrahydro-2H-pyran-3,4,5-triyl triacetate**

To a 50 L reactor under nitrogen atmosphere, 40 L MeOH was charged, followed with
5 the ketone (2.50 kg, 5.78 mol) and $\text{CeCl}_3 \cdot 7\text{H}_2\text{O}$ (2.16 kg, 1.0 equiv). Methanol (7.5 L) was
added as rinse (totally 47.5 L, 19X). A freshly prepared solution of NaBH_4 (87.5 g, 0.4
equiv) in aqueous 1 N NaOH (250 mL) was added slowly (35 min) at 15-25°C. The mixture
was then stirred for 15 min. HPLC analysis of the reaction mixture showed approximately
90:10 diastereomeric ratio. The reaction was quenched with 10 wt% aq NH_4Cl (2.5 L, 1X)
10 and the mixture was concentrated under vacuum to 5X, diluted with water (10 L, 4X) and
MTBE (12.5L, 5X). The mixture was cooled to 10°C and 6 N aq HCl was added until the pH
of the mixture reached 2.0. Stirring was continued for 10 minutes and the layers were
separated. The organic layer was washed with H_2O (5L, 2X). The combined aqueous layer
was extracted with MTBE (12.5 L, 5X). The combined organic layers were washed with
15 brine (2.5 L, 1X) and concentrated under vacuum to 3X. MeCN (15 L, 6X) was added. The
mixture was concentrated again to 10 L (4X) and any solid residue was removed by a polish
filtration. The cake was washed with minimal amount of MeCN.

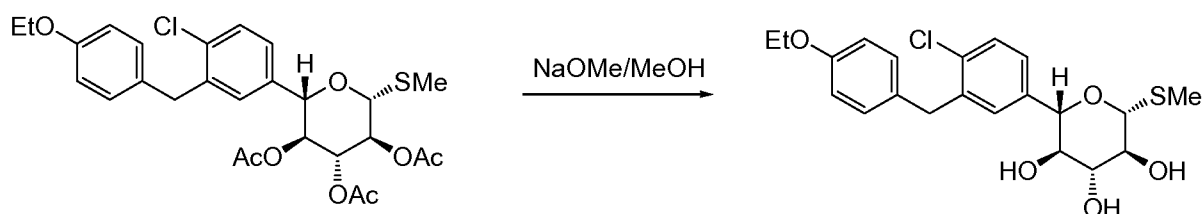
The organic filtrate was transferred to 50 L reactor, and a pre-prepared 20 mol%
aqueous H_2SO_4 solution (61.8 mL 98% concentrated H_2SO_4 and 5 L H_2O) was added. The
20 mixture was heated to 80°C for 2 hours and then cooled to 20°C. The reaction was quenched
with a solution of saturated aqueous K_2CO_3 (5 L, 2X) and diluted with MTBE (15 L, 6X).
The organic layer was separated, washed with brine (5 L, 2X) and concentrated under
vacuum to 5 L (2X). MeCN (12.5 L, 5X) was added and the mixture was concentrated to 7.5
L (3X).

25 The above MeCN solution of (3S,4R,5R,6S)-6-(4-chloro-3-(4-
ethoxybenzyl)phenyl)tetrahydro-2H-pyran-2,3,4,5-tetraol was cooled to 10°C, added with
dimethylaminopyridine (17.53 g, 2.5 mol%), followed by slow addition of acetic anhydride
(3.23 L, 6.0 equiv) and triethylamine (5 L, 2X, 6.0 equiv) so that the temperature of the
mixture was kept below 20°C. The reaction was then warmed to 20°C and stirred for 1 hour
30 and diluted with MTBE (15 L, 6X). The mixture was slowly quenched with water (7.5 L,
3X). The organic layer was separated and washed with saturated aqueous KHCO_3 (5L, 2X),
1 N NaHSO_4 (5 L, 2X), and brine (5 L, 2X) in sequence.

The organic layer was then concentrated under vacuum to 5 L (2X). MeCN (12.5 L, 5X) was added and the solution was concentrated to 7.5 L (3X) (KF = 0.08%). Dioxane (12.5 L, 5X) was added and the solution was concentrated to 7.50 L (3X) (KF = 0.02%). Any residual solid was removed by a polish filtration and the cake was washed with minimal amount of dioxane (500 mL).

To the above filtrate was added thiourea (880 g, 2.0 equiv) and TMSOTf (1.57 L, 1.5 equiv). The reaction mixture was heated to 80°C for 3 hours (>97% conversion). The mixture was cooled to 20°C and methyl iodide (541 mL, 1.5 equiv) and diethylisopropylamine (3.02 L, 3.0 equiv) were added and the mixture was stirred at 20°C for 18 hours. An extra methyl iodide charge (90 mL, 0.25 equiv) was added and the mixture was stirred at 20°C for 1 hours. The mixture was then diluted with MTBE (25 L, 10X) and washed with water (12.5 L, 5X x2). The organic layer was separated and concentrated under vacuum to ~5 L (2X). MeOH (12.5 L, 5X) was added and the mixture was concentrated to 5X to afford a slurry. The mixture was then heated at 60°C for 1 hour and cooled to 0°C and stirred at 0°C for 1 hour. The mixture was filtered and the cake was washed with MeOH (0°C, 2.5 L, 1X x2, 1.0 L, 0.4X). The cake was dried under vacuum at 45°C overnight to afford the desired triacetate (1.49 kg, 47% over 4 steps) as a pale yellow/off-white solid.

6.8. Synthesis of (2S,3R,4R,5S,6R)-2-(4-chloro-3-(4-ethoxybenzyl)phenyl)-6-(methylthio)tetrahydro-2H-pyran-3,4,5-triol



To a slurry of (2S,3S,4R,5S,6R)-2-(4-chloro-3-(4-ethoxybenzyl)phenyl)-6-(methylthio)tetrahydro-2H-pyran-3,4,5-triyl triacetate (90.0 g, 0.164mol) in MeOH (900 mL, 10X) was added NaOMe in MeOH (25 wt%, 18 mL, 0.2X) at 20°C and the mixture was stirred at 20°C for 2 hours until all solids disappeared. The mixture was then concentrated to 300 mL, added to H₂O (1L) and stirred for 1 hour. The solid was filtered and washed with H₂O (100 mL, x3) and the cake was dried under vacuum at 45°C overnight to afford the desired methyl thiolate (67.0g, 95%). ¹H NMR (CDCl₃) δ 7.38 (d, *J* = 8.4 Hz, 1H), 7.22 (m, 2H), 7.11 (d, *J* = 8.8 Hz, 2H), 6.83 (d, *J* = 8.8 Hz, 2H), 4.35 (d, *J* = 9.6 Hz, 1H), 4.15 (d, *J* =

9.6 Hz, 1H), 4.10-3.95 (m, 3H), 3.64 (t, $J = 8.8$ Hz, 1H), 3.50 (m, 2H), 2.73 (br s, 3H), 2.17 (s, 3H), 1.40 (t, $J = 7.2$ Hz, 3H).

5 **6.9. Preparation of Crystalline Anhydrous (2S,3R,4R,5S,6R)-2-(4-chloro-3-(4-ethoxybenzyl)phenyl)-6-(methylthio)tetrahydro-2H-pyran-3,4,5-triol Form 1**

Under slightly positive nitrogen pressure, to a 50 L reactor was charged MeOH (12 L) and the triacetate (1.70 Kg, 3.09 mol). Methanol (5L) was added as a rinse. The slurry was then added NaOMe in MeOH (25 wt%, 340 mL, 0.2X) in 15 minutes at 20°C and the mixture was stirred at 20°C for 2 hours until all solids disappeared. To the mixture was added slowly
10 water (25.5 L, 15X) in 45 minutes with 5 g seeding (DSC 123°C). Solids crashed out and the mixture was stirred at 20°C for 1 hour, cooled to 0°C and stirred for 30 minutes. The solid was filtered and washed with water (1.7 L, 1X, x2) and the cake was dried under vacuum at 45°C overnight to afford the title compound (m.p. ≈ 123 °C by DSC peak; 1.28 Kg, 97.7% yield).

15 **6.10. Preparation of Crystalline Anhydrous (2S,3R,4R,5S,6R)-2-(4-chloro-3-(4-ethoxybenzyl)phenyl)-6-(methylthio)tetrahydro-2H-pyran-3,4,5-triol Form 2**

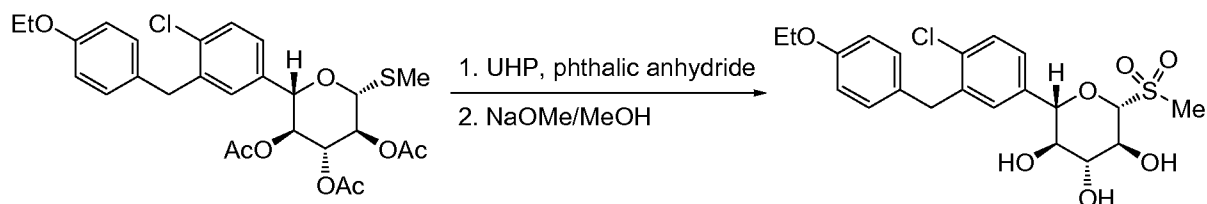
Under slightly positive nitrogen pressure, to a 50 L reactor was charged MEK (2-butanone, 4 L) and (2S,3R,4R,5S,6R)-2-(4-chloro-3-(4-ethoxybenzyl)phenyl)-6-
20 (methylthio)tetrahydro-2H-pyran-3,4,5-triol Form 1 (1.49 Kg). MEK (3.45 L) was added as a rinse. The mixture was heated to 80°C and heptane (14.9 L, 10X) was slowly added in 1.5 hours. Solids started to crash out and the mixture was charged heptane (14.9 L, 10X) in 6 h. The mixture was stirred at 80°C for 15 hours. The mixture was cooled to 20°C in 3 hours and stirred at 20°C for 1 hour. The solids were filtered and the cake was washed with
25 MEK/heptane (2.5:7.5, v/v, 1.49 L, 1X x2), dried under nitrogen for 12 hours and under vacuum at 50°C for 24 hours to afford the title compound as a white solid (m.p. ≈ 134 °C by DSC peak; 1.48 Kg, 98% recovery).

30 **6.11. Alternative Preparation of Crystalline Anhydrous (2S,3R,4R,5S,6R)-2-(4-chloro-3-(4-ethoxybenzyl)phenyl)-6-(methylthio)tetrahydro-2H-pyran-3,4,5-triol Form 2**

To a 250 L reactor was charged the triacetate (10 kg) and methanol (75 kg). Sodium methoxide (1.6 kg, 30% solution) was added with 5 kg methanol rinse. The mixture was

stirred at room temperature for at least 2 hours or until the reaction was complete. Charcoal (Darco G-60, 1 kg) was added with 5 kg methanol rinse. This mixture was heated at 40°C for 1 h, cooled to room temperature, and filtered through celite. The cake was washed with methanol (10 kg). Water (100 kg) was added and the mixture was concentrated under vacuum. MTBE (200 kg) and water (50 kg) were added and phases were split. The organic layer was washed with water (100 kg) and concentrated under vacuum. MEK (100 kg) was added and the same amount of solvent was distilled under vacuum. This MEK addition and distillation was repeated to dry the solution. Enough MEK was added to produce a solution of (2S,3R,4R,5S,6R)-2-(4-chloro-3-(4-ethoxybenzyl)phenyl)-6-(methylthio)tetrahydro-2H-pyran-3,4,5-triol in 50 L MEK. This solution was polish filtered and heptane (100 L) was added at about 80°C. Form 2 seeds (0.1 kg) were added followed by slow addition of heptane (100 L) as 80°C. Heating was continued for 8 h more at 80°C, cooled to 20°C over at least 3 hours, held at this temperature for at least 2 hours, filtered, and washed with MEK/heptane. The cake was dried at 50°C under vacuum to afford the title compound as a white solid (6.6 kg, 86% yield).

6.12. Synthesis of (2S,3R,4R,5S,6R)-2-(4-chloro-3-(4-ethoxybenzyl)phenyl)-6-(methylsulfonyl)tetrahydro-2H-pyran-3,4,5-triol



To a mixture of urea hydrogen peroxide (UHP, 92.34g, 6.0 equiv) and phthalic anhydride (72.70g, 3.0 equiv) was added MeCN (720 mL) and MeOH (180 mL). The mixture was stirred at 20°C until all solids were dissolved. Then a solution of (2S,3S,4R,5S,6R)-2-(4-chloro-3-(4-ethoxybenzyl)phenyl)-6-(methylthio)tetrahydro-2H-pyran-3,4,5-triyl triacetate (90.00g, 0.163 mol) in MeCN (540 mL, 6X) was added and the mixture was stirred at 20°C for 7 hours. The mixture was diluted with EtOAc (900 mL, 10X) and washed with saturated aq NaHCO₃ (900 mL, 450 mL) and H₂O (450 mL). The organic layer was then concentrated under vacuum to give a white solid (~95g). To the above white solid was added MeOH (900 mL) and then NaOMe in MeOH (25 wt%, 18 mL, 0.2X) and the mixture was stirred at 20°C for 3h until all the solids disappeared. The mixture was concentrated to 300 mL and slowly added to H₂O (1350 mL) with stirring. The stirring was

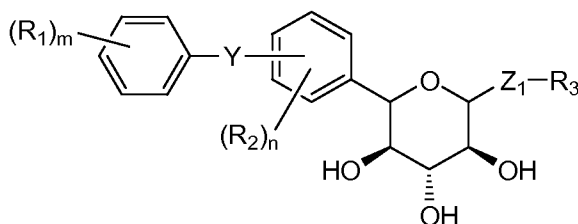
continued for 1 hour. The solid was filtered and the cake was washed with H₂O (90 mL, x2) and dried under vacuum at 45°C overnight to afford the desired sulfone (71.4g, 96%). ¹H NMR (CDCl₃) δ 7.35 (d, *J* = 8.4 Hz, 1H), 7.20 (m, 2H), 7.081 (d, *J* = 8.8 Hz, 2H), 6.78 (d, *J* = 8.8 Hz, 2H), 4.58 (br s, 1H), 4.51 (br s, 1H), 4.42 (d, *J* = 9.6 Hz, 1H), 4.24 (d, *J* = 9.6 Hz, 1H), 4.10-3.90 (m, 4H), 3.74 (m, 1H), 3.54 (m, 1H), 3.36 (br s, 1H), 2.81 (s, 3H), 1.37 (t, *J* = 7.2 Hz, 3H).

All publications (*e.g.*, patents and patent applications) cited above are incorporated herein by reference in their entireties.

CLAIMS

What is claimed is:

1. A co-crystal of a compound of formula I:



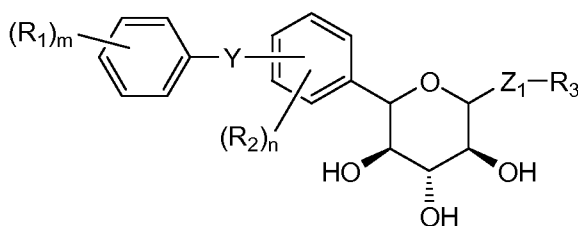
5

I

and a pharmaceutically acceptable amino acid.

2. The co-crystal of claim 1, wherein the pharmaceutically acceptable amino acid is L-phenylalanine, L-phenylglycine, or L-arginine.

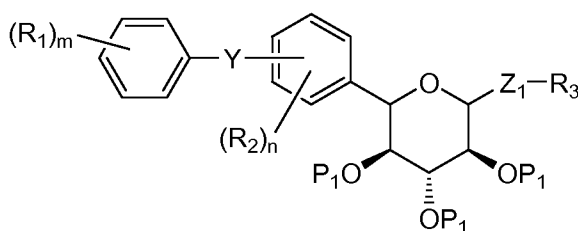
3. A method of preparing a compound of formula I:



10

I

or a salt thereof, which comprises contacting a compound of formula II:



II

- 15 with a base under conditions sufficient to provide the compound of formula I, wherein:

Y is O, S, NR₄, or C(R₄)₂;

Z₁ is O, S, SO, or SO₂;

each P₁ is independently a hydroxyl protecting group stable under acidic conditions;

each R₁ is independently hydrogen, halogen, cyano, OR_{1A}, SR_{1A}, or optionally

- 20 substituted alkyl;

each R_{1A} is independently hydrogen or optionally substituted alkyl or aryl;
 each R₂ is independently hydrogen, halogen, cyano, OR_{2A}, SR_{2A}, or optionally substituted alkyl;

each R_{2A} is independently hydrogen or optionally substituted alkyl or aryl;
 5 R₃ is optionally substituted alkyl, aryl or heterocycle;
 each R₄ is independently hydrogen or optionally substituted alkyl or aryl;
 n is 1-3; and
 m is 1-3.

4. The method of claim 3, wherein Y is C(R₄)₂.

10 5. The method of claim 3, wherein Z₁ is S, SO or SO₂.

6. The method of claim 3, wherein P₁ is C(O)R₅, wherein R₅ is alkyl, aryl, alkylaryl, or arylalkyl.

7. The method of claim 6, wherein P₁ is acetyl, benzoyl, or pivaloyl.

8. The method of claim 3, wherein R₁ is OR_{1A}.

15 9. The method of claim 8, wherein R_{1A} is optionally substituted lower alkyl.

10. The method of claim 3, wherein R₂ is halogen.

11. The method of claim 3, wherein R₃ is lower alkyl (*e.g.*, methyl or ethyl).

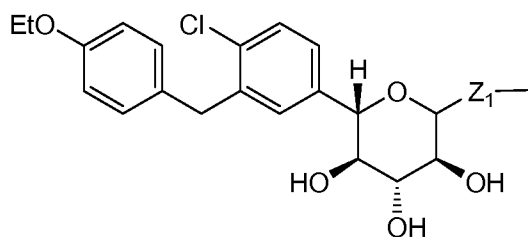
12. The method of claim 3, wherein R₄ is hydrogen.

13. The method of claim 3, wherein m is 1.

20 14. The method of claim 3, wherein n is 1.

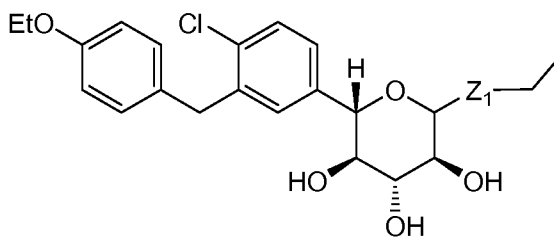
15. The method of claim 3, wherein Y is CH₂, Z₁ is S or SO₂, R₁ is ethoxy, R₂ is chloro, and R₃ is methyl.

16. The method of claim 15, wherein the compound of formula I is of the formula:



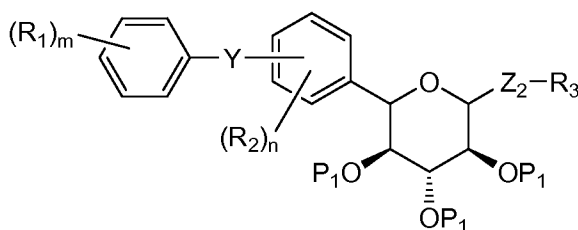
17. The method of claim 3, wherein Y is CH₂, Z₁ is S or SO₂, R₁ is ethoxy, R₂ is chloro, and R₃ is ethyl.

18. The method of claim 17, wherein the compound of formula **I** is of the formula:



5 19. The method of claim 3, wherein the base is alkoxide, hydroxide, carbonate, or amine.

20. The method of claim 3, wherein the compound of formula **II** is prepared by oxidizing a compound of formula **II(a)**:



10

II(a)

wherein Z₂ is S or SO.

21. The method of claim 20, wherein the oxidation is achieved using a peroxy compound.

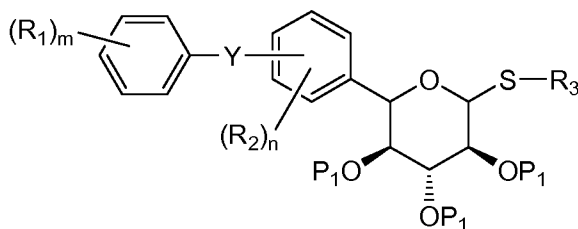
15 22. The method of claim 21, wherein the peroxy compound is m-chlorophenylperacid, peracetic acid, oxone, or a mixture of hydrogen peroxide or hydrogen peroxide complex (*e.g.*, urea hydrogen peroxide) and acid anhydride (*e.g.*, phthalic anhydride).

23. The method of claim 3, which further comprises crystallizing the compound of formula **I**.

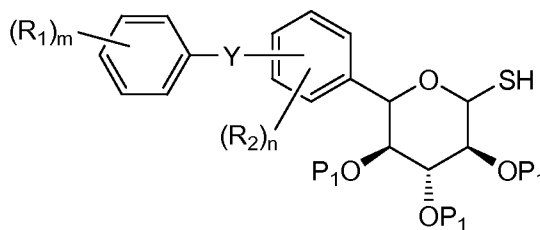
20 24. The method of claim 23, wherein the crystallization forms a co-crystal.

25. The method of claim 24, wherein the co-crystal is with an amino acid (*e.g.*, L-phenylalanine, L-phenylglycine, L-arginine).

26. A method of preparing a compound of formula **II(b)**:

**II(b)**

or a salt thereof, which comprises contacting a compound of formula **II(c)**:

**II(c)**

with a compound of the formula R_3X under conditions sufficient to provide the compound of formula **II(b)**, wherein:

X is bromine, iodine, alkanesulfoxy, or alkoxy sulfoxy;

10 Y is O, S, NR_4 , or $C(R_4)_2$;

each P_1 is independently a hydroxyl protecting group stable under acidic conditions;

each R_1 is independently hydrogen, halogen, cyano, OR_4 , SR_4 , or optionally substituted alkyl;

15 each R_2 is independently hydrogen, halogen, cyano, OR_4 , SR_4 , or optionally substituted alkyl;

R_3 is optionally substituted alkyl, aryl or heterocycle;

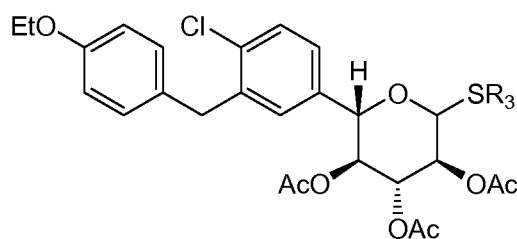
each R_4 is independently hydrogen or optionally substituted alkyl;

n is 1-2; and

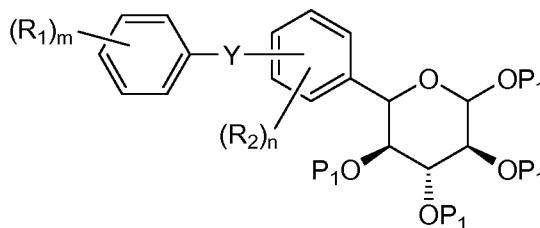
m is 1-2.

- 20 27. The method of claim 26, wherein X is bromine.
28. The method of claim 26, wherein X is iodine.
29. The method of claim 26, wherein X is sulfoxy.
30. The method of claim 26, wherein Y is $C(R_4)_2$.

31. The method of claim 26, wherein P_1 is $C(O)R_5$, wherein R_5 is alkyl, aryl, alkylaryl, or arylalkyl.
32. The method of claim 31, wherein P_1 is acetyl, benzoyl, or pivaloyl.
33. The method of claim 26, wherein R_1 is OR_{1A} .
- 5 34. The method of claim 33, wherein R_{1A} is optionally substituted lower alkyl.
35. The method of claim 26, wherein R_2 is halogen.
36. The method of claim 26, wherein R_3 is lower alkyl (*e.g.*, methyl, ethyl).
37. The method of claim 26, wherein R_4 is hydrogen.
38. The method of claim 26, wherein m is 1.
- 10 39. The method of claim 26, wherein n is 1.
40. The method of claim 26, wherein Y is CH_2 , Z_1 is S or SO_2 , R_1 is ethoxy, R_2 is chloro, and R_3 is methyl.
41. The method of claim 26, wherein Y is CH_2 , Z_1 is S or SO_2 , R_1 is ethoxy, R_2 is chloro, and R_3 is ethyl.
- 15 42. The method of claim 26, wherein the compound of formula **II(b)** is of the formula:



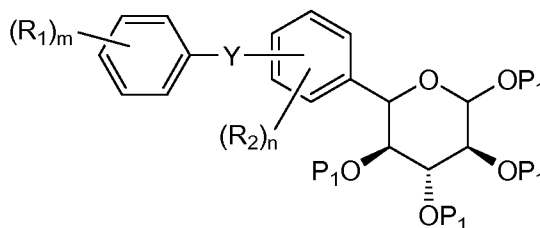
43. The method of claim 26, wherein the compound of formula **II(c)** is prepared by contacting a compound of formula **II(d)**:

**II(d)**

with a Lewis acid and thiourea under conditions sufficient to provide the compound of formula **II(c)**.

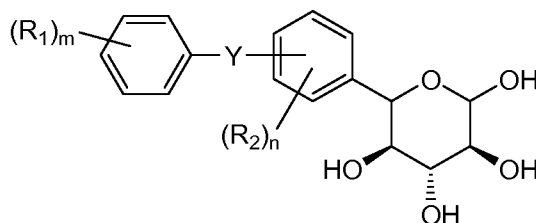
44. The method of claim 43, wherein the Lewis acid is trimethylsilyl trifluoromethanesulfonate.

5 45. A method of preparing a compound of formula **II(d)**:



II(d)

or a salt thereof, which comprises contacting a compound of formula **II(e)**:



II(e)

10

with a salt of P_1X^m under conditions sufficient for the formation of the compound of formula **II(d)**, wherein:

X^m is chlorine, bromine, iodine, alkylcarboxy, alkanesulfoxy, or alkoxy sulfoxy;

Y is O, S, NR_4 , or $C(R_4)_2$;

15 each P_1 is independently a hydroxyl protecting group stable under acidic conditions;

each R_1 is independently hydrogen, halogen, cyano, OR_4 , SR_4 , or optionally substituted alkyl;

each R_2 is independently hydrogen, halogen, cyano, OR_4 , SR_4 , or optionally substituted alkyl;

20 each R_4 is independently hydrogen or optionally substituted alkyl;

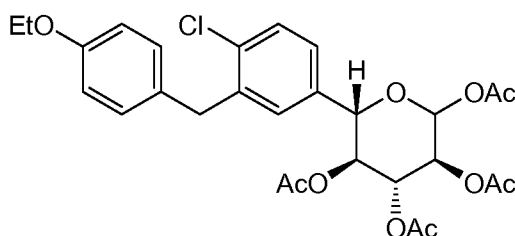
n is 1-2; and

m is 1-2.

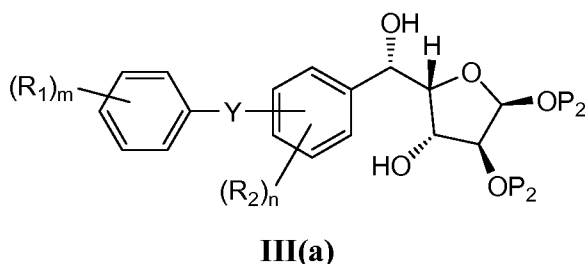
46. The method of claim 45, wherein Y is $C(R_4)_2$.

47. The method of claim 45, wherein P_1 is $C(O)R_5$, wherein R_5 is alkyl, aryl, 25 alkylaryl, or arylalkyl.

48. The method of claim 45, wherein P₁ is acetyl, benzoyl, or pivaloyl.
49. The method of claim 45, wherein X^m is chlorine or acetoxy.
50. The method of claim 45, wherein R₁ is OR_{1A}.
51. The method of claim 50, wherein R_{1A} is optionally substituted lower alkyl.
52. The method of claim 45, wherein R₂ is halogen.
53. The method of claim 45, wherein the compound of formula **II(d)** is of the formula:

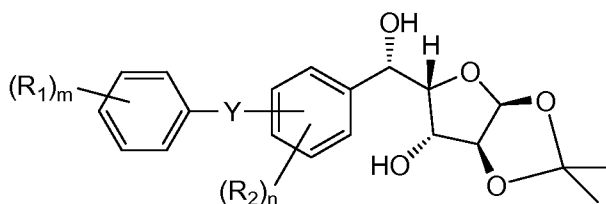


54. The method of claim 45, wherein the compound of formula **II(e)** is prepared by contacting a compound of formula **III(a)**:



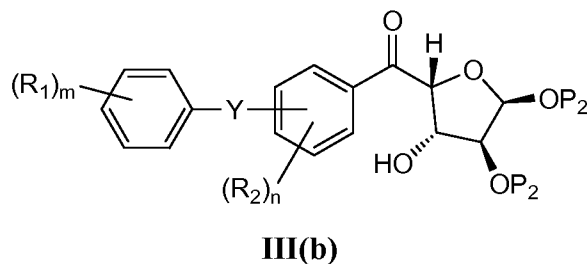
- with an acid under conditions sufficient to provide the compound of formula **II(e)**, wherein each P₂ is independently C(O)R₆, or both P₂s are taken together to provide C(R₆)₂, wherein each R₆ is independently alkyl, aryl, alkylaryl, or arylalkyl.

55. The method of claim 54, wherein the compound of formula **III(a)** is of the formula:

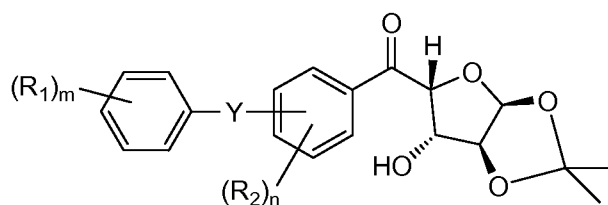


56. The method of claim 54, wherein the acid is acetic acid, hydrochloric acid, sulfuric acid, phosphoric acid, methanesulfonic acid, or toluenesulfonic acid.

57. The method of claim 54, wherein the compound of formula **III(a)** is prepared by reducing a compound of formula **III(b)**:

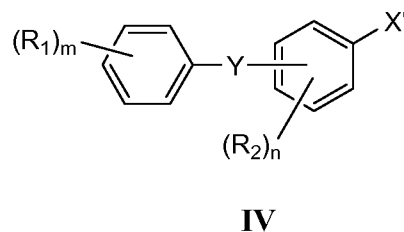


58. The method of claim 57, wherein the compound of formula **III(b)** is of the formula:

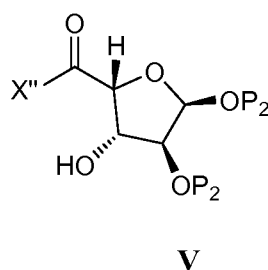


59. The method of claim 57, wherein the reduction is achieved using cerium chloride and sodium borohydride, a borane complex, enzymatic reduction, hydrogenation, or transfer hydrogenation.

60. The method of claim 57, wherein the compound of formula **III(b)** is prepared by contacting a compound of formula **IV**:



with a compound of formula **V**:



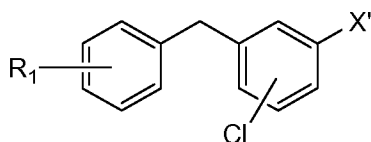
under conditions sufficient to provide the compound of formula **III(b)**, wherein: X' is bromine or iodine; and X'' is a leaving group (*e.g.*, amino, alkoxyamino, hydroxy, halogen, alkoxy, phenoxy, carboxy, sulfoxy).

61. The method of claim 60, wherein the conditions sufficient to provide the compound of formula **III(b)** comprise the use of a metalating or transmetalating agent.

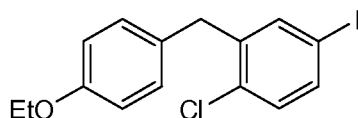
62. The method of claim 61, wherein the metalating agent is magnesium or lithium.

5 63. The method of claim 61, wherein the transmetalating agent is a magnesium reagent (*e.g.*, alkyl magnesium halide, dialkyl magnesium, lithium trialkyl magnesium halide) or an organolithium reagent (*e.g.*, *n*-butyl lithium, *sec*-butyl lithium, *t*-butyl lithium).

64. The method of claim 60, wherein the compound of formula **IV** is of the formula:

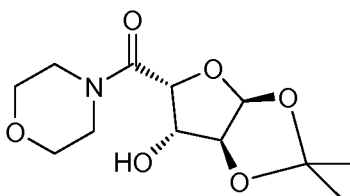


65. The method of claim 64, wherein the compound of formula **IV** is of the formula:

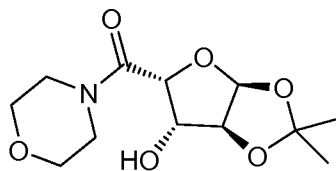


66. The method of claim 60, wherein X'' is amino (*e.g.*, morpholino).

15 67. The method of claim 66, wherein the compound of formula **V** is of the formula:



68. A method of preparing ((3aS,5R,6S,6aS)-6-hydroxy-2,2-dimethyltetrahydrofuro[2,3-d][1,3]dioxol-5-yl)(morpholino)methanone:

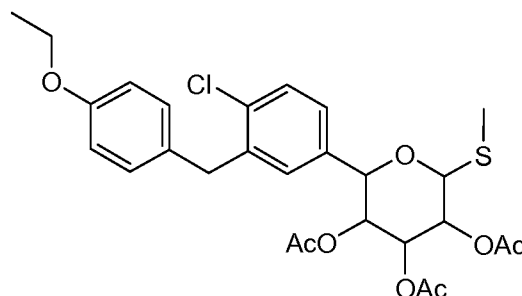


5 which comprises contacting (3aS,5R,6S,6aS)-6-hydroxy-2,2-dimethyltetrahydrofuro[2,3-d][1,3]dioxole-5-carboxylic acid with morpholine under conditions sufficient to provide ((3aS,5R,6S,6aS)-6-hydroxy-2,2-dimethyltetrahydrofuro[2,3-d][1,3]dioxol-5-yl)(morpholino)methanone.

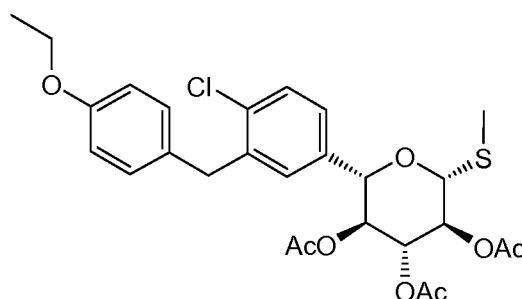
69. The method of claim 68, wherein (3aS,5R,6S,6aS)-6-hydroxy-2,2-dimethyltetrahydrofuro[2,3-d][1,3]dioxole-5-carboxylic acid is prepared by oxidizing (3aS,5S,6R,6aS)-5-(hydroxymethyl)-2,2-dimethyltetrahydrofuro[2,3-d][1,3]dioxol-6-ol under conditions sufficient to provide (3aS,5R,6S,6aS)-6-hydroxy-2,2-dimethyltetrahydrofuro[2,3-d][1,3]dioxole-5-carboxylic acid.

70. The method of claim 69, wherein the (3aS,5S,6R,6aS)-5-(hydroxymethyl)-2,2-dimethyltetrahydrofuro[2,3-d][1,3]dioxol-6-ol is prepared by cyclizing L-(-)-xylose in the presence of acetone under conditions sufficient to provide (3aS,5S,6R,6aS)-5-(hydroxymethyl)-2,2-dimethyltetrahydrofuro[2,3-d][1,3]dioxol-6-ol.

71. A crystalline compound of the formula:



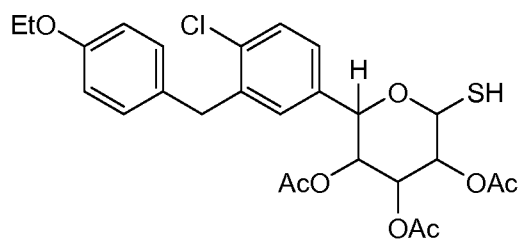
72. The compound of claim 71, which is of the formula:



73. The compound of claim 72, which has an X-ray powder diffraction pattern with peaks at one or more of about 7.7, 11.9, 12.4, 16.9, 19.5, 19.9, 21.9, 23.2, 24.1, and/or 27.7 degrees 2θ .

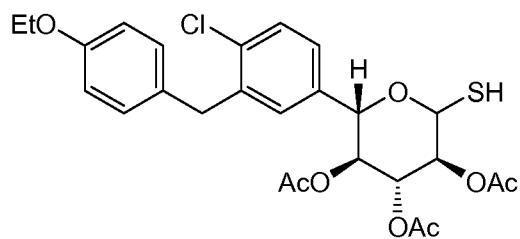
74. The compound of claim 72, which has a melting point of about 156°C.

75. A compound of the formula:



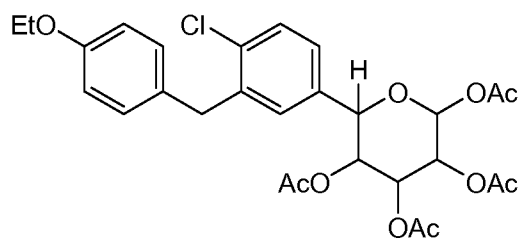
or a salt thereof.

76. The compound of claim 75, which is of the formula:



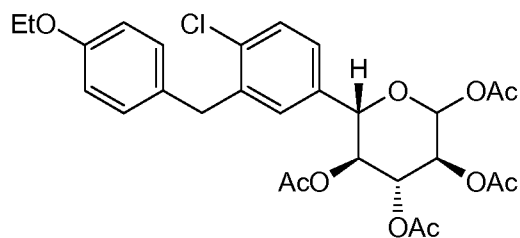
5

77. A compound of the formula:



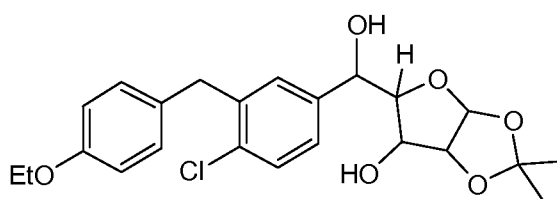
or a salt thereof.

78. The compound of claim 77, which is of the formula:



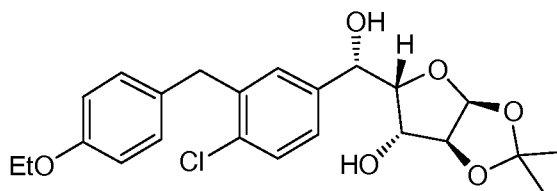
10

79. A compound of the formula:

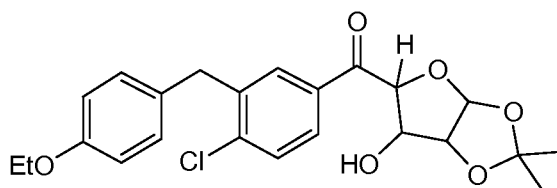


or a salt thereof.

80. The compound of claim 79, which is of the formula:

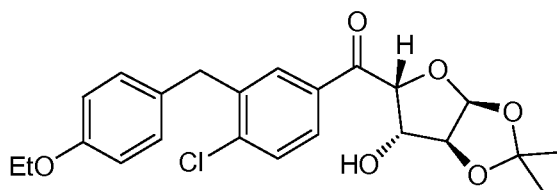


81. A compound of the formula:



5 or a salt thereof.

82. The compound of claim 81, which is of the formula:

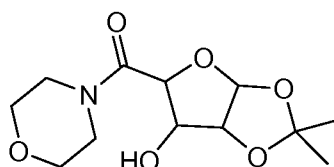


83. The compound of claim 82, which is crystalline.

84. The compound of claim 83, which has an X-ray powder diffraction pattern
10 with peaks at one or more of about 7.6, 13.2, 17.0, 17.4, 18.6, 19.5, 20.5, 20.8 and/or 23.2 degrees 2θ .

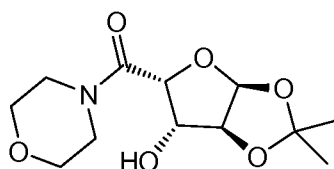
85. The compound of claim 83, which has a melting point of about 113°C.

86. A compound of the formula:



15 or a salt thereof.

87. The compound of claim 86, which is of the formula:

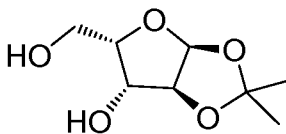


88. The compound of claim 87, which is crystalline.

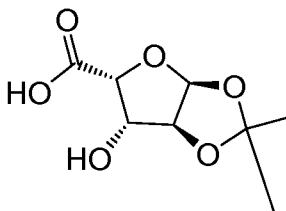
89. The compound of claim 88, which has an X-ray powder diffraction pattern with peaks at one or more of about 9.0, 16.9, 17.6, 18.2, 18.4, 18.8 and/or 22.7 degrees 2θ .

90. The compound of claim 88, which has a melting point of about 136°C.

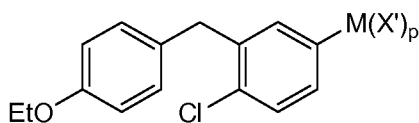
5 91. A compound of the formula:



92. A compound of the formula:



93. A compound of the formula:

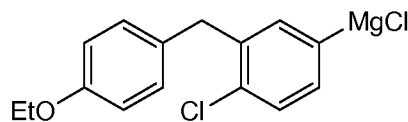


10

wherein M is Na, K, Li, or Mg, X' is chlorine, bromine or iodine, and p is 0 - 2.

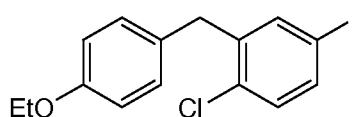
94. The compound of claim 93, wherein M is Mg.

95. A compound of the formula:



15

96. A compound of the formula:



or a salt thereof.

97. The compound of claim 96, which is crystalline.

98. The compound of claim 97, which has an X-ray powder diffraction pattern with peaks at one or more of about 5.1, 13.5, 15.2, 20.3, 22.2 and/or 27.0 degrees 2θ .

99. The compound of claim 97, which has a melting point of about 65°C.

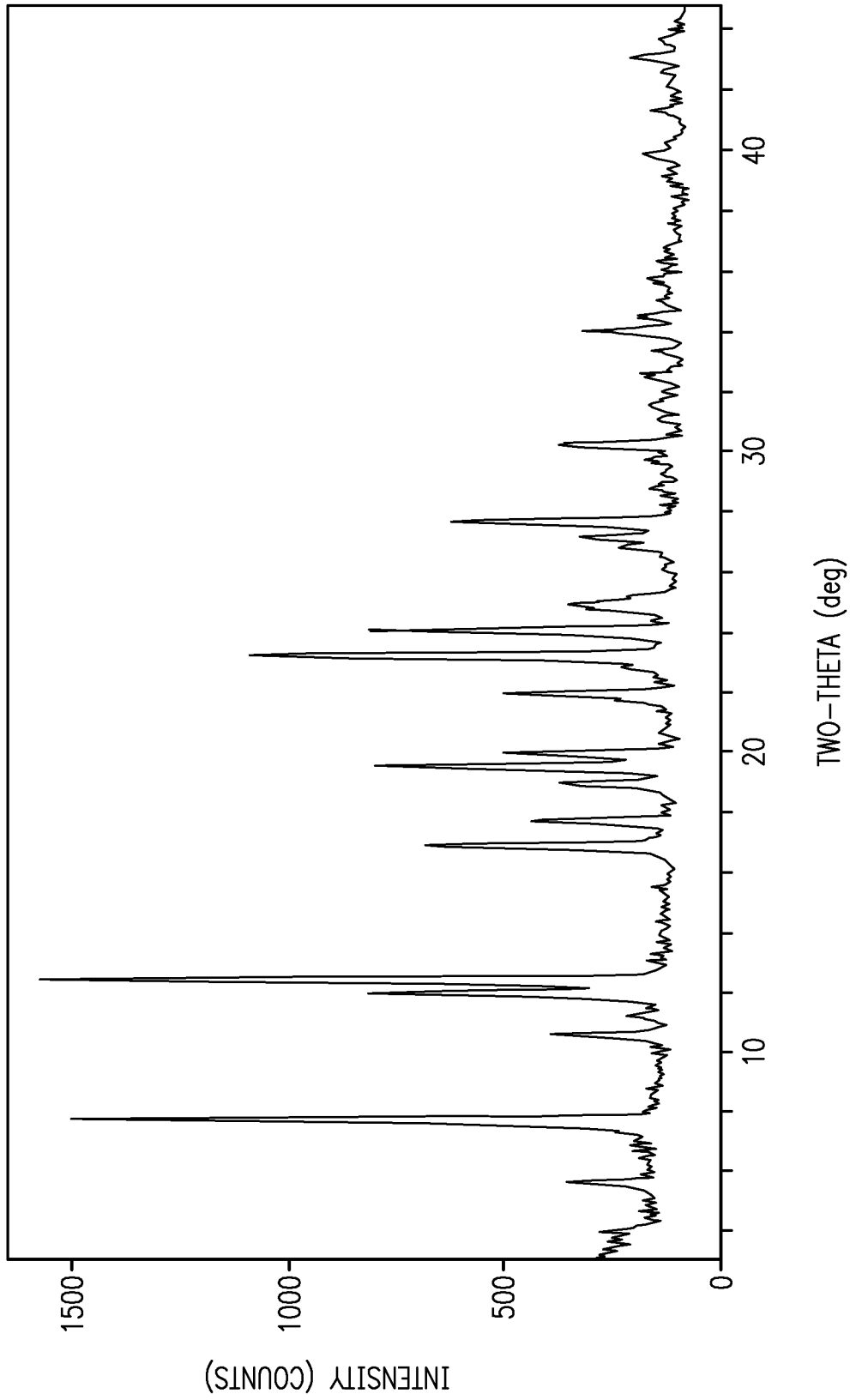


FIG. 1

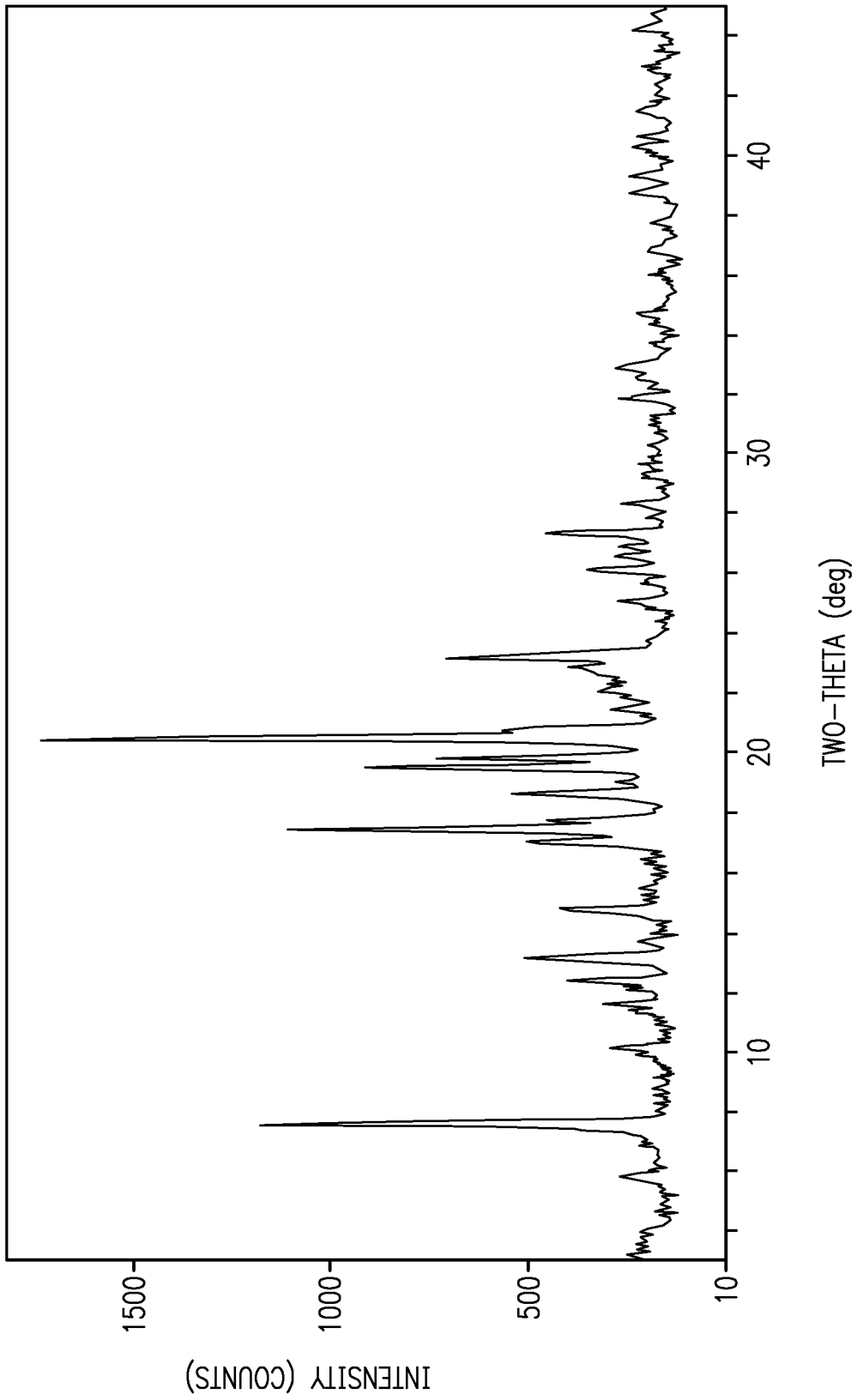


FIG. 2

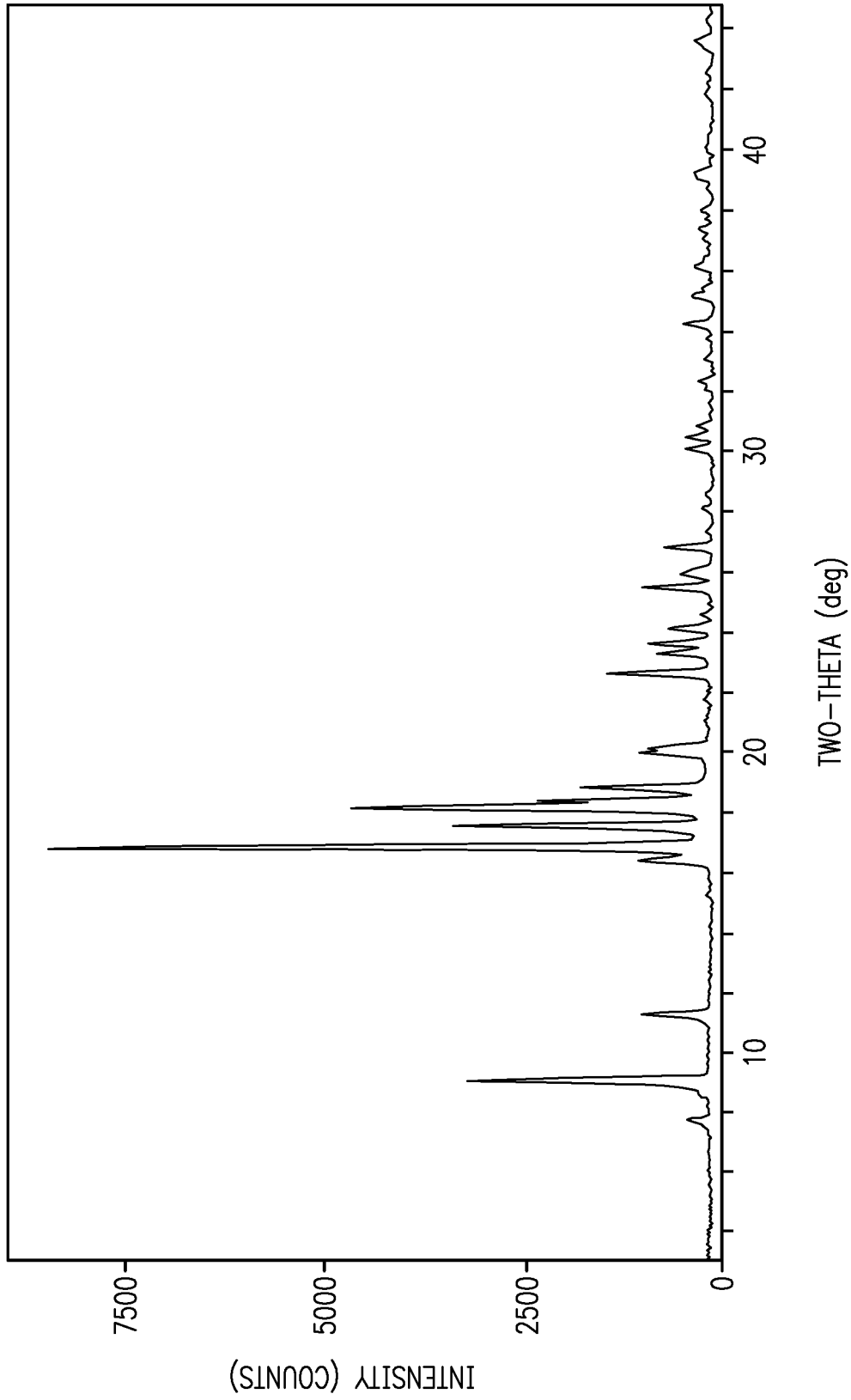


FIG. 3

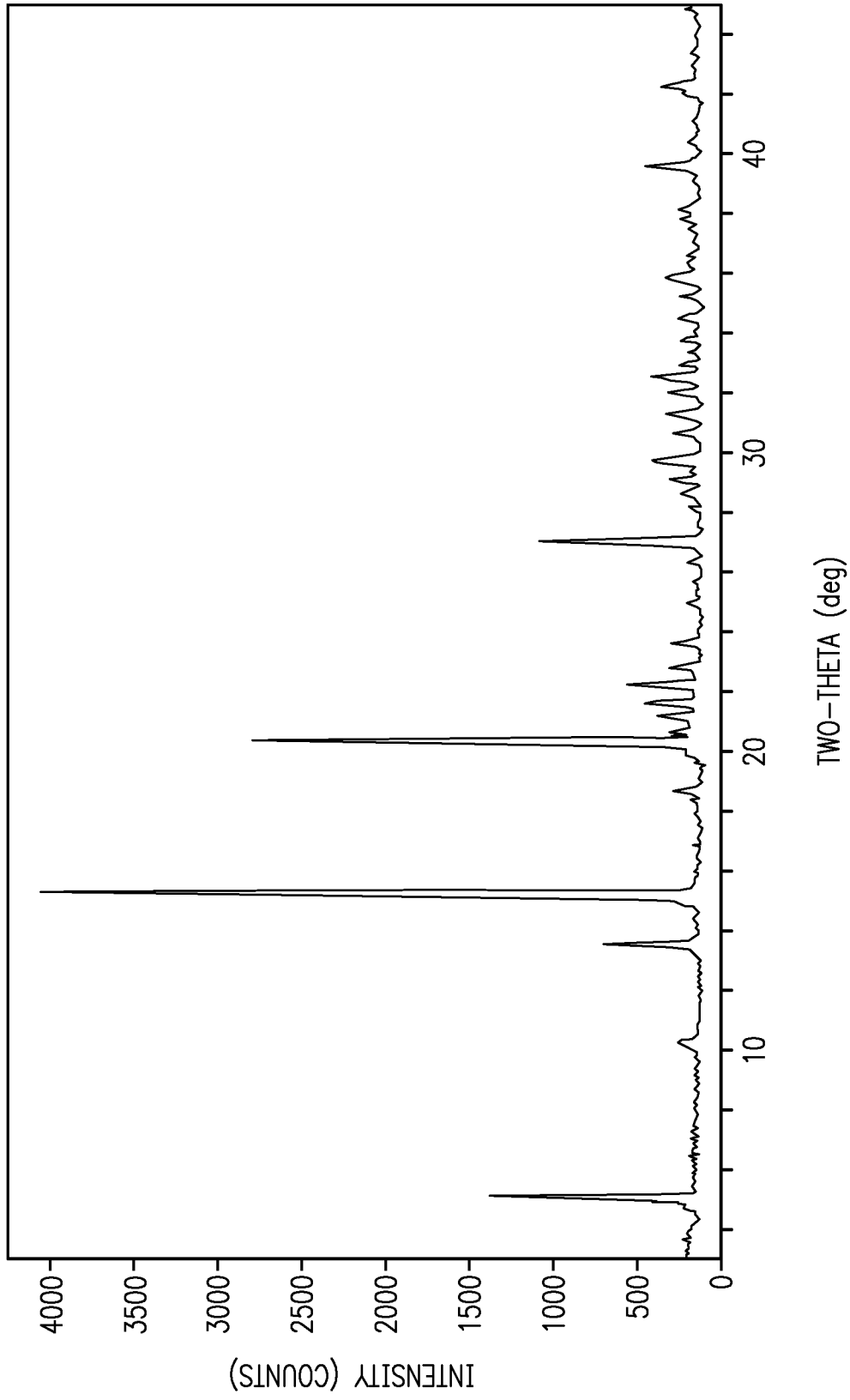


FIG. 4

INTERNATIONAL SEARCH REPORT

International application No
PCT/US2008/070250

A. CLASSIFICATION OF SUBJECT MATTER

INV. C07H5/04 C07H7/04 C07H9/04 C07H15/04

According to International Patent Classification (IPC) or to both national classification and IPC

B. FIELDS SEARCHED

Minimum documentation searched (classification system followed by classification symbols)
C07H

Documentation searched other than minimum documentation to the extent that such documents are included in the fields searched

Electronic data base consulted during the international search (name of data base and, where practical, search terms used)

EPO-Internal, CHEM ABS Data, BEILSTEIN Data

C. DOCUMENTS CONSIDERED TO BE RELEVANT

Category*	Citation of document, with indication, where appropriate, of the relevant passages	Relevant to claim No.
X	US 2002/137903 A1 (ELLSWORTH BRUCE [US] ET AL) 26 September 2002 (2002-09-26) cited in the application column 22, line 60 - line 65	93
X	NICOLA J. DAVIES, SABINE L. FLITSCH: "Selective Oxidation of Monosaccharide Derivatives to Uronic Acids" TETRAHEDRON LETTERS, vol. 34, no. 7, 1993, pages 1181-1184, XP002502327 cited in the application compounds 5, 11	91,92

 Further documents are listed in the continuation of Box C. See patent family annex.

* Special categories of cited documents:

- *A* document defining the general state of the art which is not considered to be of particular relevance
- *E* earlier document but published on or after the international filing date
- *L* document which may throw doubts on priority claim(s) or which is cited to establish the publication date of another citation or other special reason (as specified)
- *O* document referring to an oral disclosure, use, exhibition or other means
- *P* document published prior to the international filing date but later than the priority date claimed

T later document published after the international filing date or priority date and not in conflict with the application but cited to understand the principle or theory underlying the invention

X document of particular relevance; the claimed invention cannot be considered novel or cannot be considered to involve an inventive step when the document is taken alone

Y document of particular relevance; the claimed invention cannot be considered to involve an inventive step when the document is combined with one or more other such documents, such combination being obvious to a person skilled in the art.

Z document member of the same patent family

Date of the actual completion of the international search

4 November 2008

Date of mailing of the international search report

19/11/2008

Name and mailing address of the ISA/

European Patent Office, P.B. 5818 Patentlaan 2
NL - 2280 HV Rijswijk
Tel. (+31-70) 340-2040,
Fax: (+31-70) 340-3016

Authorized officer

Nikolai, Joachim

INTERNATIONAL SEARCH REPORT

International application No

PCT/US2008/070250

C(Continuation). DOCUMENTS CONSIDERED TO BE RELEVANT

Category*	Citation of document, with indication, where appropriate, of the relevant passages	Relevant to claim No.
E	WO 2008/109591 A (LEXICON PHARMACEUTICALS INC [US]; GOODWIN NICOLE [US]; HARRISON BRYCE) 12 September 2008 (2008-09-12) example 1, step D; example 5, steps A,B; example 14	71-74, 77,78,93
P,X	WO 2008/042688 A (LEXICON PHARMACEUTICALS INC [US]; HARRISON BRYCE A [US]; KIMBALL S DAV) 10 April 2008 (2008-04-10) scheme 1; example 1, step D; example 5, steps A,B; example 14	45-58, 71-74, 77,78,93

INTERNATIONAL SEARCH REPORT

Information on patent family members

International application No

PCT/US2008/070250

Patent document cited in search report	Publication date	Patent family member(s)	Publication date
US 2002137903 A1	26-09-2002	US 6414126 B1	02-07-2002
WO 2008109591 A	12-09-2008	US 2008221164 A1	11-09-2008
WO 2008042688 A	10-04-2008	US 2008113922 A1	15-05-2008