



US00D341870S

United States Patent [19]

[11] Patent Number: **Des. 341,870**

Johnson

[45] Date of Patent: **** Nov. 30, 1993**

[54] FISHING ROD AND REEL LINE BRAKE

[76] Inventor: **Avery C. Johnson**, 7102 Atlantic Pl., Long Beach, Calif. 90805

[**] Term: **14 Years**

[21] Appl. No.: **706,072**

[22] Filed: **May 28, 1991**

Related U.S. Application Data

[63] Continuation-in-part of Ser. No. 470,253, Jan. 25, 1990, abandoned.

[52] U.S. Cl. **D22/139; D22/134**

[58] Field of Search **D22/137, 138, 139; 242/223, 224; 43/25**

[56] References Cited

U.S. PATENT DOCUMENTS

1,227,273	5/1917	King	242/294
2,303,645	12/1942	Lacy	242/294
3,045,380	7/1962	Meredith	43/25

FOREIGN PATENT DOCUMENTS

1418726 10/1965 France 43/25

OTHER PUBLICATIONS

Bass Pro Shop 1990 Catalog, p. 94 Fishing Rod Portion (highlighted).

Primary Examiner—A. Hugo Word
Assistant Examiner—Doris V. Coles
Attorney, Agent, or Firm—Leon Gilden

[57] CLAIM

The ornamental design for a fishing rod and reel line brake, as shown and described.

DESCRIPTION

FIG. 1 is a front elevational view of the fishing rod and reel line brake showing my new design; FIG. 2 is a rear elevational view thereof; FIG. 3 is a left side elevational view thereof; FIG. 4 is a right side elevational view thereof; FIG. 5 is a top plan view thereof; FIG. 6 is a bottom plan view thereof; and, FIG. 7 is a left side elevational view.

The broken line showing of environment in FIG. 7 is for illustrative purposes only and forms no part of the claimed design.

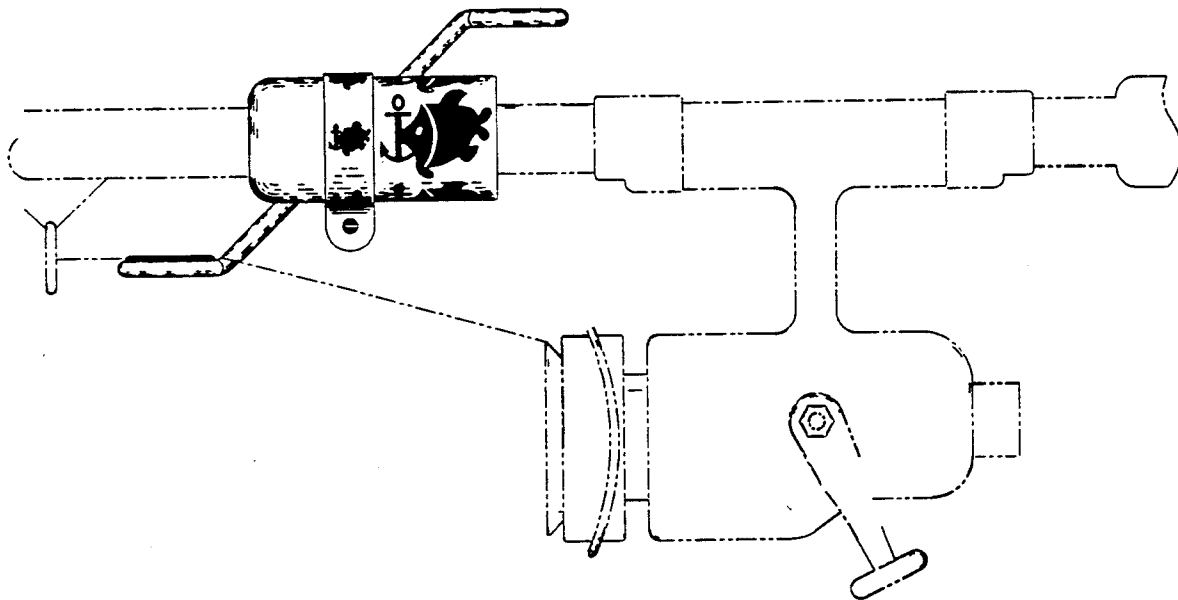


FIG. 1

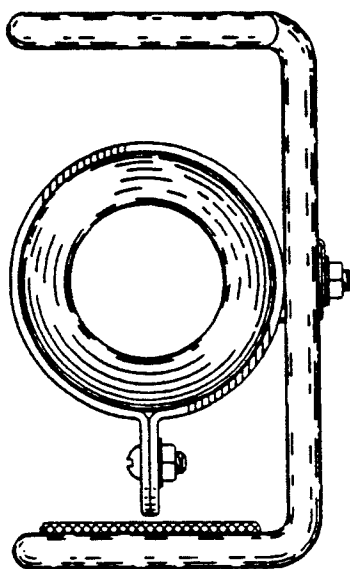


FIG. 2

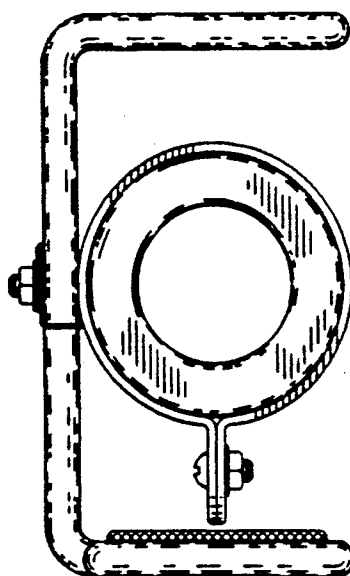


FIG. 3

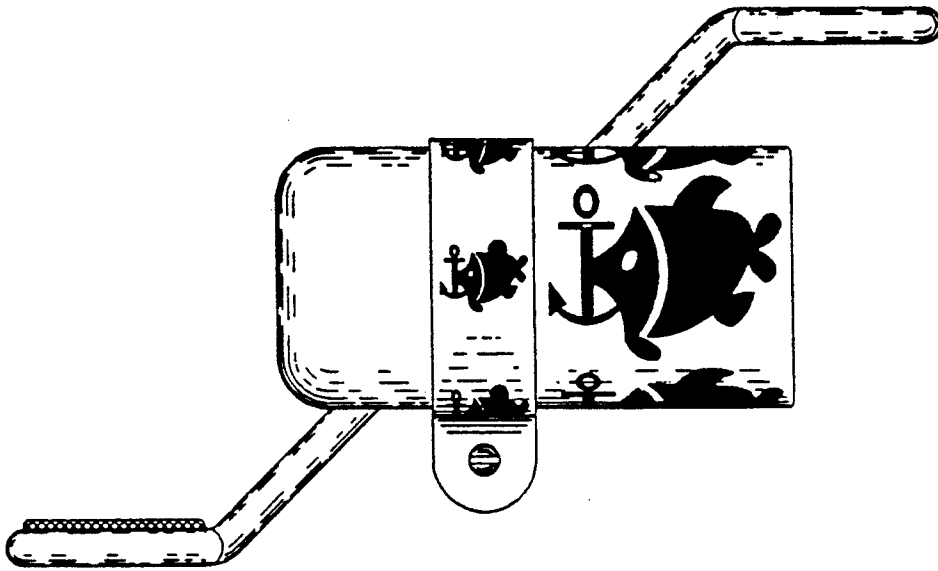


FIG. 4




FIG. 5




FIG. 6

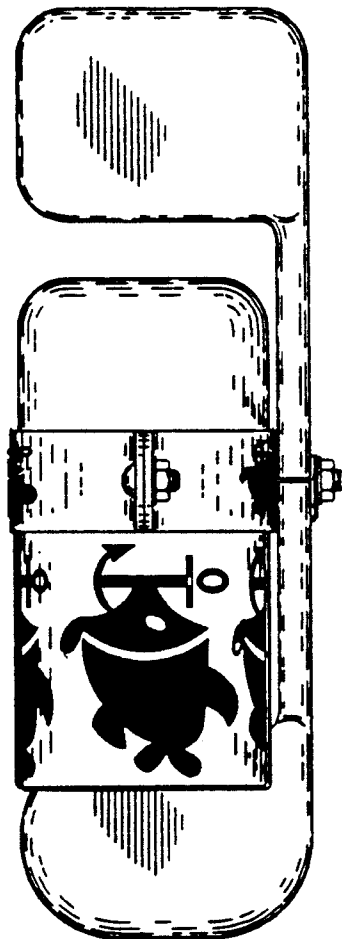


FIG. 7

