



US00D500041S

(12) **United States Design Patent**
Tsujimoto

(10) **Patent No.:** **US D500,041 S**

(45) **Date of Patent:** **** Dec. 21, 2004**

(54) **EXPANSION UNIT FOR PERSONAL DIGITAL ASSISTANT**

D430,882 S * 9/2000 Tsai D14/434
D477,824 S * 7/2003 Taniguchi D14/434

* cited by examiner

(75) Inventor: **Taiji Tsujimoto**, Osaka-fu (JP)

Primary Examiner—Freda S. Nunn

(73) Assignee: **Sharp Kabushiki Kaisha**, Osaka (JP)

(74) *Attorney, Agent, or Firm*—Nixon & Vanderhye

(**) Term: **14 Years**

(57) **CLAIM**

(21) Appl. No.: **29/200,243**

The ornamental design for an “expansion unit for personal digital assistant,” as shown and described.

(22) Filed: **Feb. 26, 2004**

DESCRIPTION

(30) **Foreign Application Priority Data**

Aug. 29, 2003 (JP) 2003-025090

FIG. 1 is a top, front, and right side perspective view of an expansion unit for personal digital assistant according to my design;

(51) **LOC (7) Cl.** **14-02**

FIG. 2 is a front elevational view thereof;

(52) **U.S. Cl.** **D14/434**

FIG. 3 is a rear elevational view thereof;

(58) **Field of Search** D14/356–358,
D14/341, 434; D13/133, 154; 439/95, 248;
361/680–686, 690–696

FIG. 4 is a right side elevational view thereof;

FIG. 5 is a left side elevational view thereof;

FIG. 6 is a top plan view thereof;

FIG. 7 is a bottom plan view thereof; and,


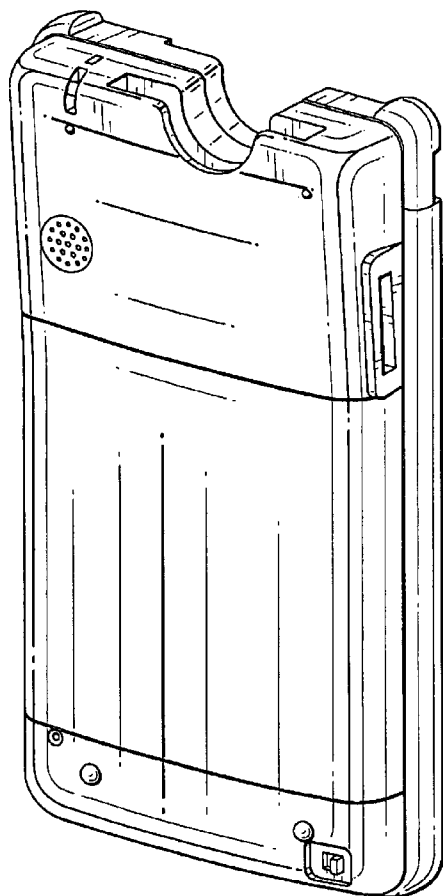
FIG. 8 is a top rear and left side perspective view thereof.

(56) **References Cited**

U.S. PATENT DOCUMENTS

D391,942 S * 3/1998 Lee D14/341

1 Claim, 6 Drawing Sheets



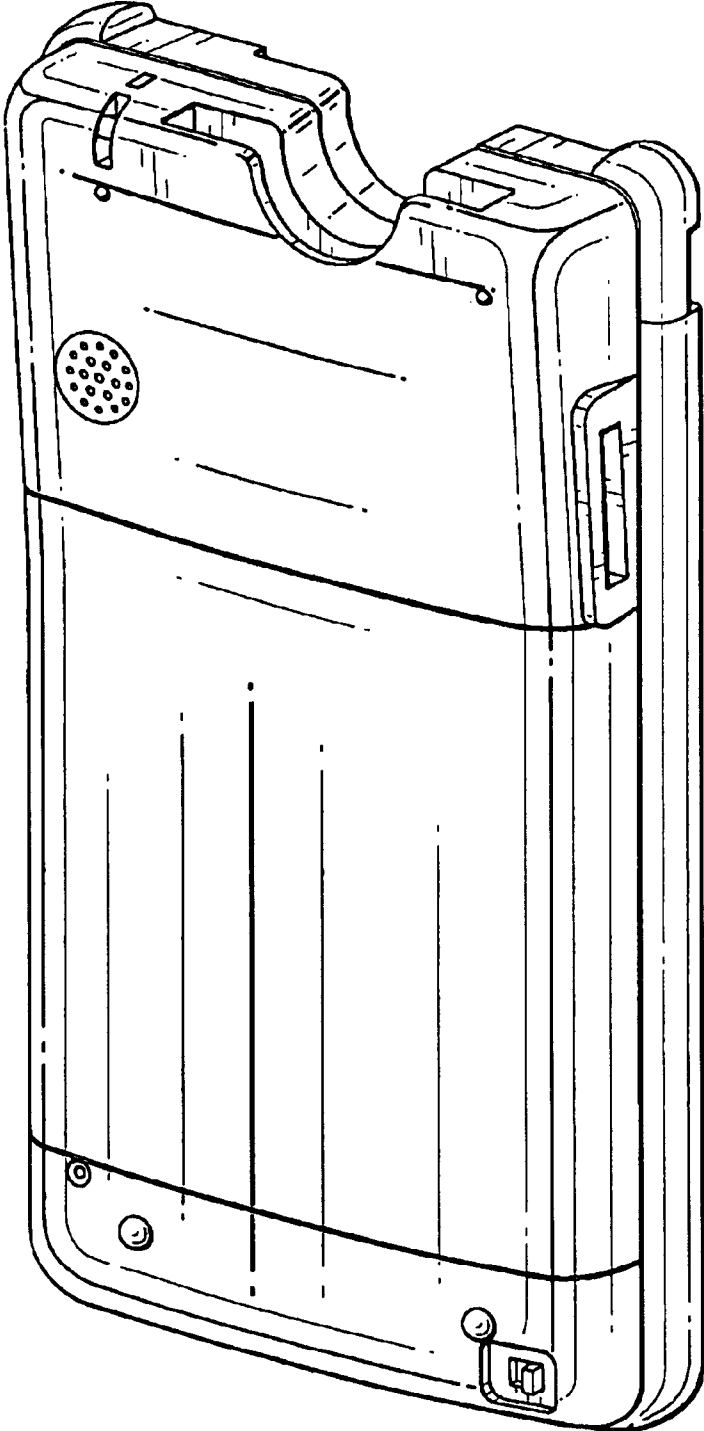


Fig. 1




Fig. 2

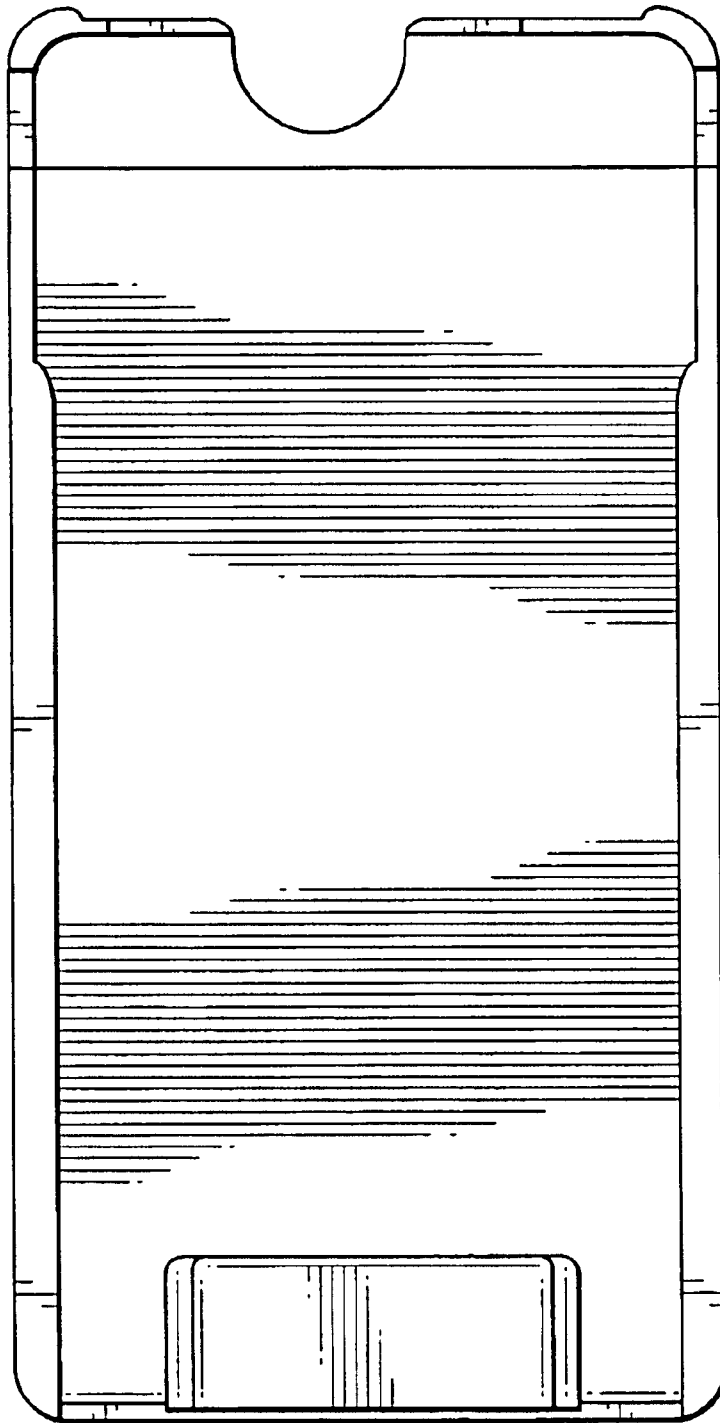


Fig. 3

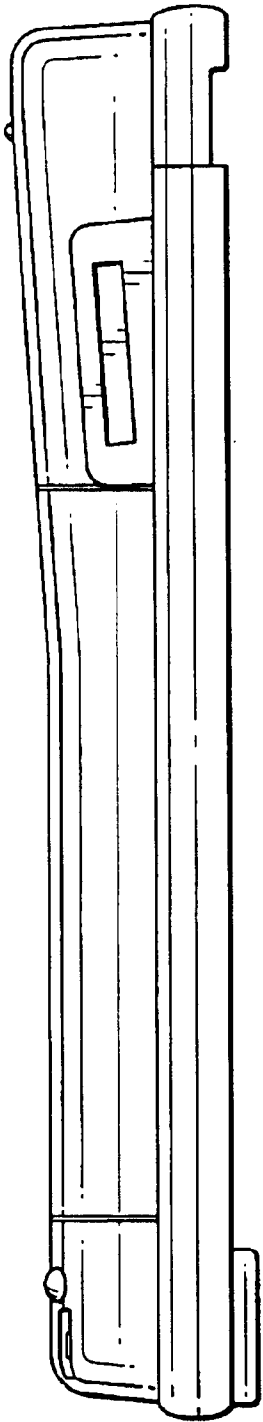


Fig. 4

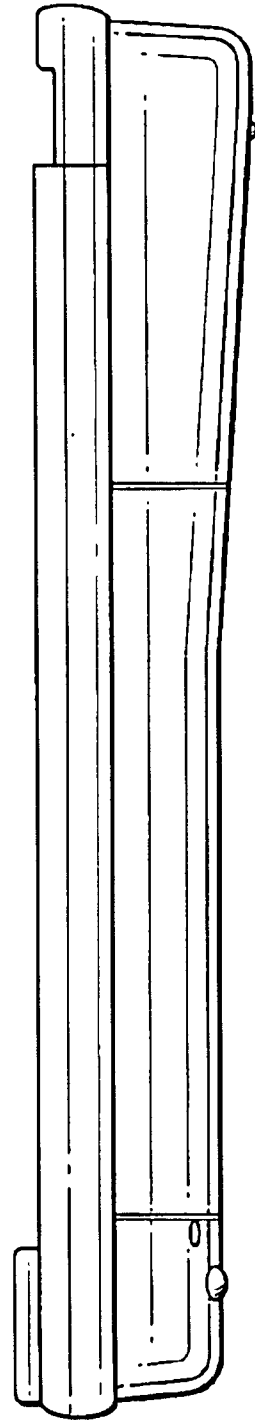


Fig. 5

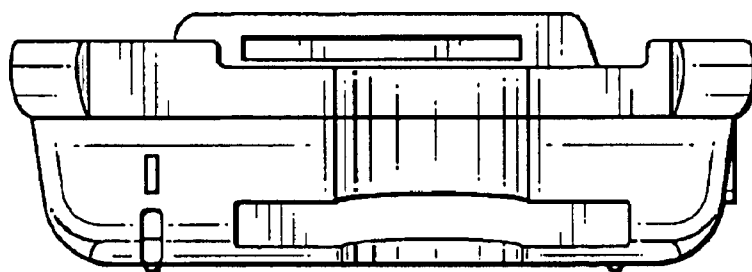


Fig. 6

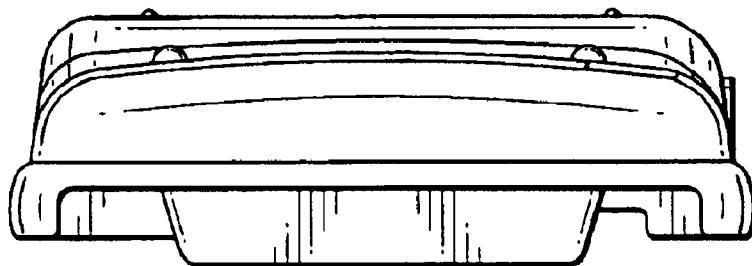


Fig. 7

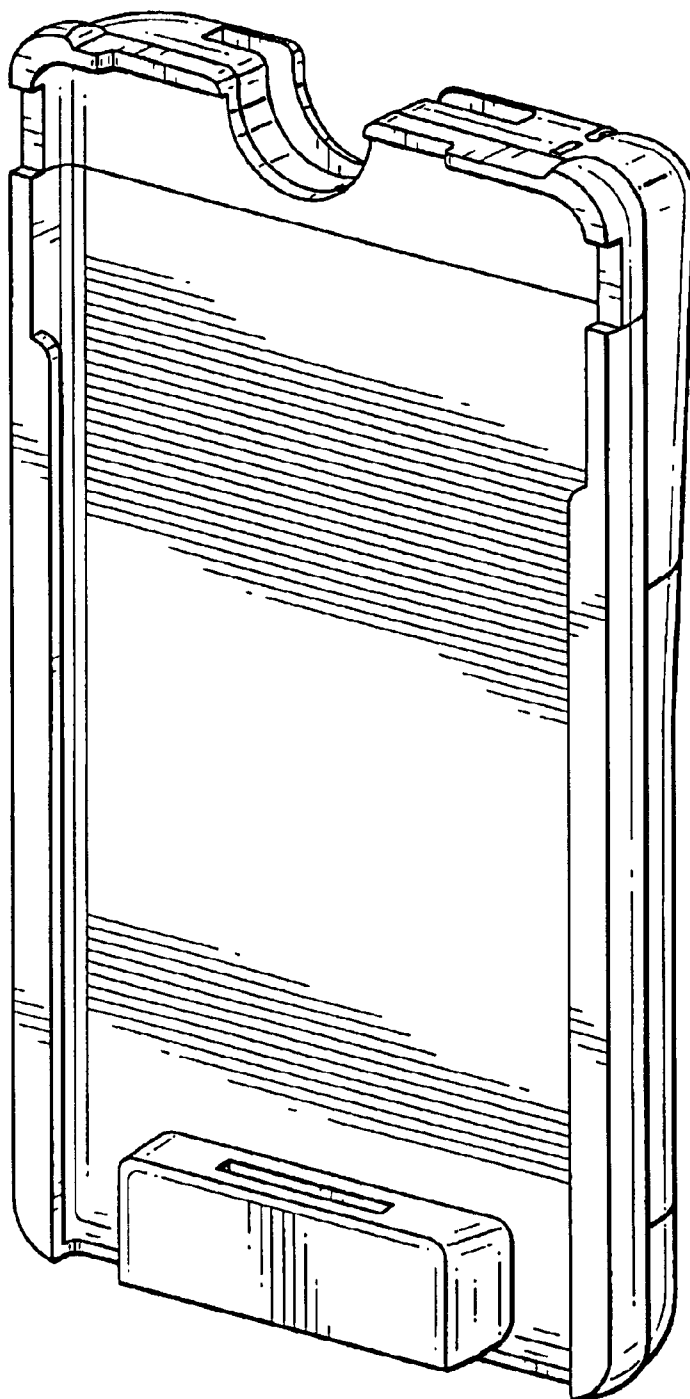


Fig. 8