



US00D424100S

United States Patent [19]

[11] Patent Number: **Des. 424,100**

Hesselbach

[45] Date of Patent: **** May 2, 2000**

[54] **MULTI-FUNCTION PRINTER**

[75] Inventor: **Udo Hesselbach**, Bueren, Germany

[73] Assignee: **Siemens Nixdorf Informationssysteme AG**, Paderborn, Germany

[**] Term: **14 Years**

[21] Appl. No.: **29/094,794**

[22] Filed: **Oct. 9, 1998**

[30] Foreign Application Priority Data

Apr. 9, 1998 [XH] Hague Agreement DM/043666

[51] **LOC (7) Cl.** **14-02**

[52] **U.S. Cl.** **D18/50**

[58] **Field of Search** D18/50, 54, 55,
D18/36-37, 39; 400/613, 613.1-613.4,
691-694, 690.1-690.4

[56] References Cited

U.S. PATENT DOCUMENTS

- D. 199,825 12/1964 Stevens et al. D18/54
- D. 253,314 10/1979 Collister D18/54
- D. 256,371 8/1980 Coppola et al. D18/55
- D. 270,732 9/1983 Brown et al. D18/54
- D. 285,566 9/1986 Hayashi D18/54
- D. 287,720 1/1987 Takemasa D18/54
- D. 292,415 10/1987 Tsukada D18/54

- D. 307,439 4/1990 Doi D18/55
- D. 317,783 6/1991 Matsumoto et al. D18/54
- D. 319,654 9/1991 Kobayashi et al. D18/54
- D. 323,846 2/1992 Yamamoto D18/50
- D. 332,953 2/1993 Sturtzer D18/54
- D. 374,685 10/1996 Tsuruoka D18/54

Primary Examiner—Cathy Anne MacCormac
Attorney, Agent, or Firm—Hill & Simpson

[57] CLAIM

The ornamental design for a multi-function printer, as shown and described.

DESCRIPTION

FIG. 1 is a perspective view taken from the upper front side of a multi-function printer in accordance with the present invention;
 FIG. 2 is a top plan view of the multi-function printer;
 FIG. 3 is a front elevational view of the multi-function printer;
 FIG. 4 is a back elevational view of the multi-function printer;
 FIG. 5 is a side elevational view taken of the right side of the multi-function printer of FIG. 3;
 FIG. 6 is a side elevational view taken of the left side of the multi-function printer of FIG. 3; and,
 FIG. 7 is a bottom plan view of the multi-function printer.

1 Claim, 3 Drawing Sheets

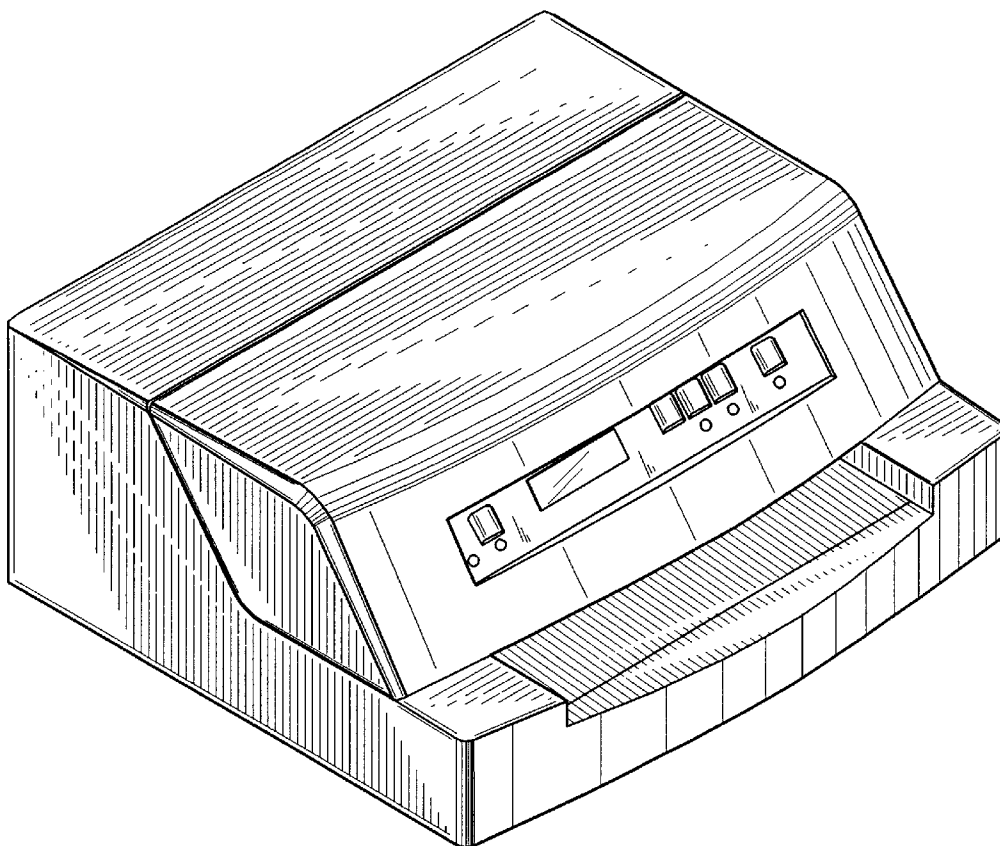


FIG. 1

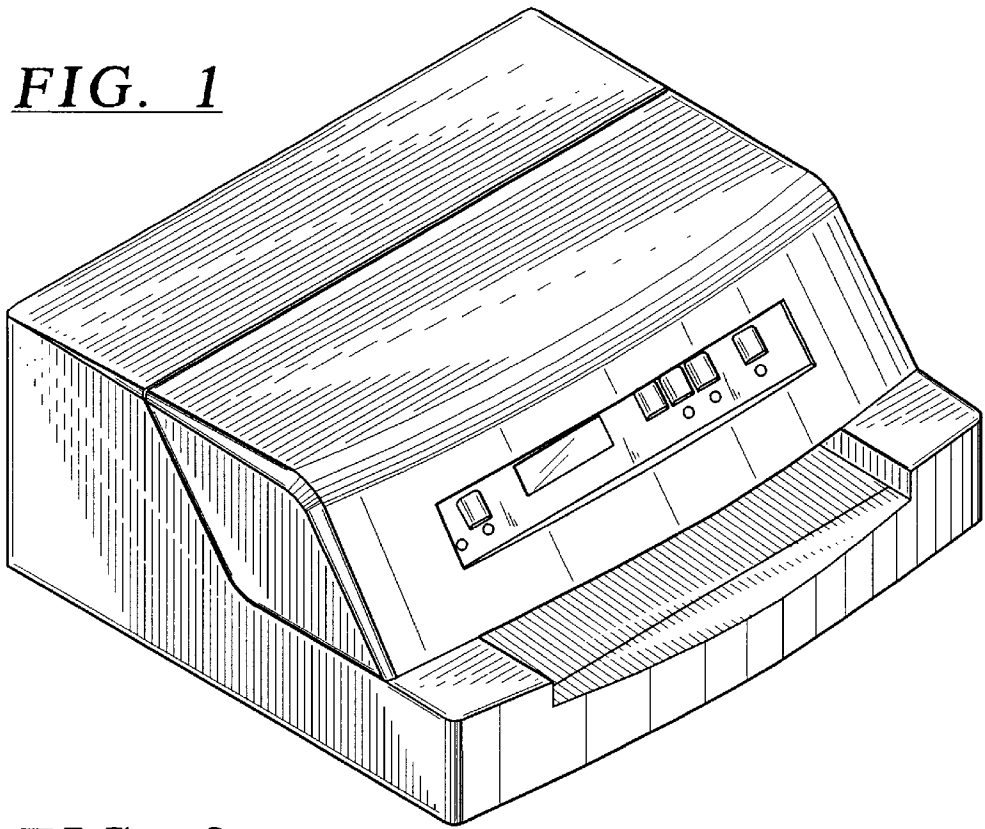


FIG. 2

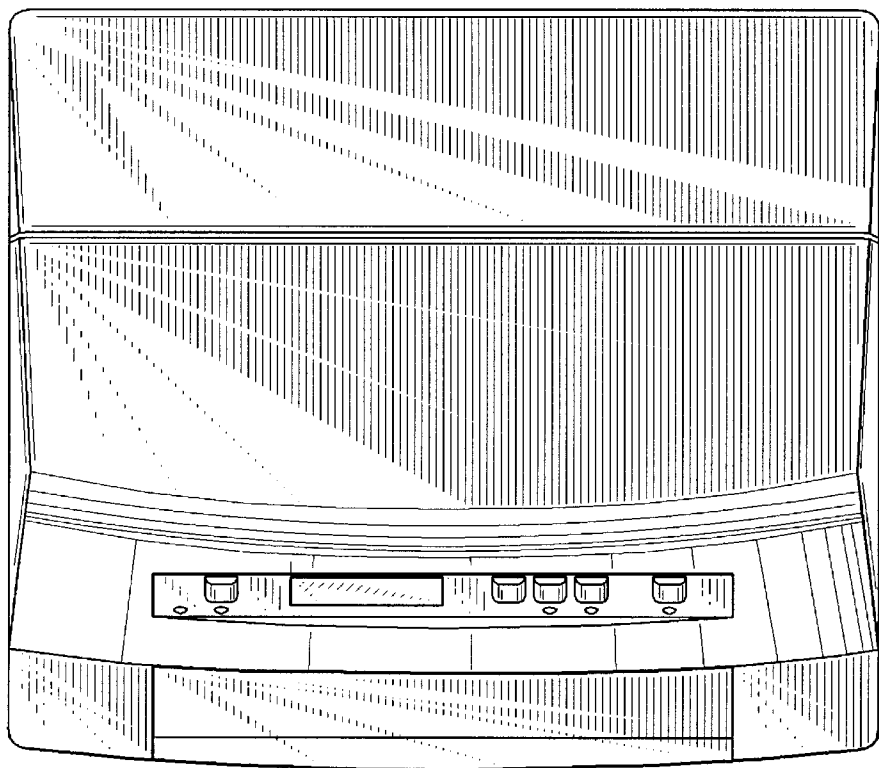


FIG. 3

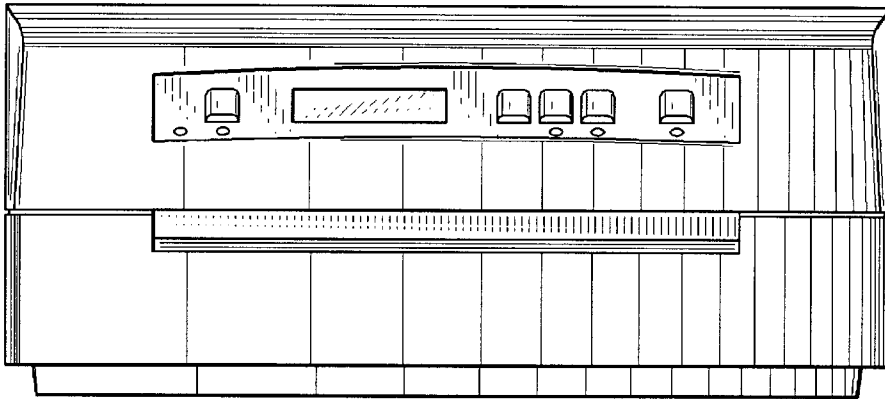


FIG. 4

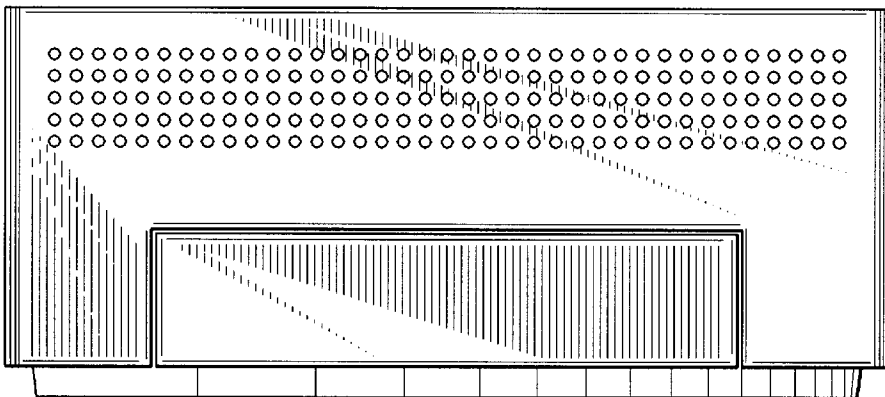


FIG. 5

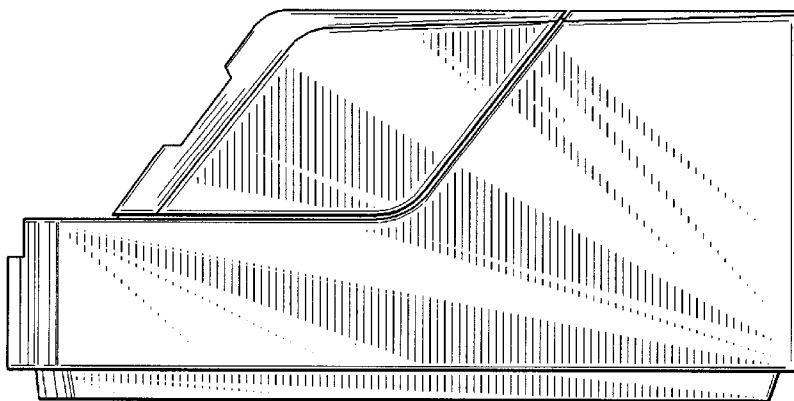


FIG. 6

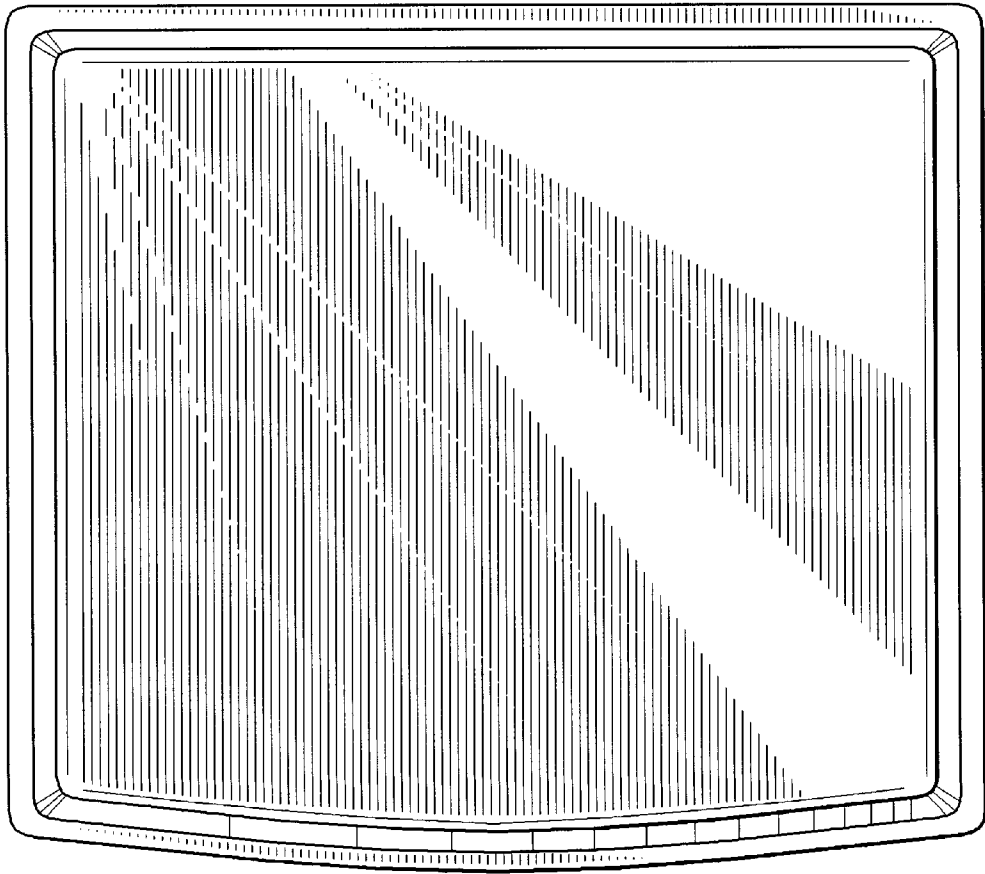
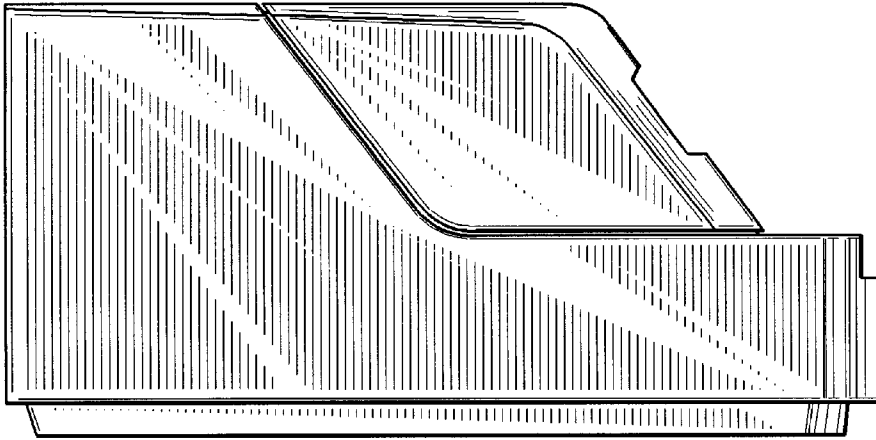


FIG. 7