

(19) World Intellectual Property
Organization
International Bureau



(43) International Publication Date
21 July 2005 (21.07.2005)

PCT

(10) International Publication Number
WO 2005/065297 A2

- (51) International Patent Classification: **Not classified**
- (21) International Application Number:
PCT/US2004/043582
- (22) International Filing Date:
29 December 2004 (29.12.2004)
- (25) Filing Language: English
- (26) Publication Language: English
- (30) Priority Data:
10/749,007 30 December 2003 (30.12.2003) US
- (71) Applicant (for all designated States except US): **TRADING TECHNOLOGIES INTERNATIONAL, INC.** [US/US]; 222 South Riverside Plaza, Suite 1100, Chicago, IL 60606 (US).
- (72) Inventors; and
- (75) Inventors/Applicants (for US only): **SINGER, Scott, F.** [US/US]; 102 Pembroke Circle, Lake Bluff, IL 60044 (US). **MUSGRAVE, Mark, A.** [US/US]; 274 N. Walnut St., Elmhurst, IL 60126 (US). **BURNS, Michael, J.** [US/US]; 823 S. Oakley Blvd., Chicago, IL 60612 (US).
- (74) Agent: **HARRIS, Brian, R.**; McDonnell Boehnen Hulbert & Berghoff LLP, 300 South Wacker Drive, Chicago, IL 60606 (US).
- (81) Designated States (unless otherwise indicated, for every kind of national protection available): AE, AG, AL, AM, AT, AU, AZ, BA, BB, BG, BR, BW, BY, BZ, CA, CH, CN, CO, CR, CU, CZ, DE, DK, DM, DZ, EC, EE, EG, ES, FI, GB, GD, GE, GH, GM, HR, HU, ID, IL, IN, IS, JP, KE, KG, KP, KR, KZ, LC, LK, LR, LS, LT, LU, LV, MA, MD, MG, MK, MN, MW, MX, MZ, NA, NI, NO, NZ, OM, PG, PH, PL, PT, RO, RU, SC, SD, SE, SG, SK, SL, SY, TJ, TM, TN, TR, TT, TZ, UA, UG, US, UZ, VC, VN, YU, ZA, ZM, ZW.
- (84) Designated States (unless otherwise indicated, for every kind of regional protection available): ARIPO (BW, GH, GM, KE, LS, MW, MZ, NA, SD, SL, SZ, TZ, UG, ZM, ZW), Eurasian (AM, AZ, BY, KG, KZ, MD, RU, TJ, TM), European (AT, BE, BG, CH, CY, CZ, DE, DK, EE, ES, FI, FR, GB, GR, HU, IE, IS, IT, LT, LU, MC, NL, PL, PT, RO, SE, SI, SK, TR), OAPI (BF, BJ, CF, CG, CI, CM, GA, GN, GQ, GW, ML, MR, NE, SN, TD, TG).
- Published:**
— without international search report and to be republished upon receipt of that report
- For two-letter codes and other abbreviations, refer to the "Guidance Notes on Codes and Abbreviations" appearing at the beginning of each regular issue of the PCT Gazette.*



WO 2005/065297 A2

(54) Title: A SYSTEM AND METHOD FOR COORDINATING AUTOMATED AND SEMI-AUTOMATED TRADING TOOLS

(57) Abstract: The present embodiments include methods, systems, and computer program products that provide tools for use in any type of electronic trading environment. In one aspect, leaning manager includes software that can be implemented on any type of computer device for tracking and/or coordinating the buying and selling of available market quantities by multiple automated or semi-automated trading tools. For instance, if more than one automated or semi-automated trading tool is leaning on the same tradeable object then the leaning manager may track and/or coordinate such action. The trading tools can use the tracked information and/or the allocated quantities and their prices to enhance their trading strategies.

**A System and Method for Coordinating Automated
and Semi-automated Trading Tools**

5

FIELD OF INVENTION

The present embodiments relate to a computer-based method and system for use in electronic trading, and in particular, for use in coordinating trading tools that trade any product with a quantity and/or price.

10

BACKGROUND

Trading methods have evolved from a manually intensive process to a technology enabled, electronic platform. Advances in technology are having an increasingly large and broad impact on trading and the way in which exchanges conduct business. What was previously seen as just a supplement to the traditional pit trading, electronic trading platforms continue to increase in importance and popularity. The advent of electronic trading has meant that a customer can be in virtually direct contact with the market, from practically anywhere in the world, performing near real-time transactions.

To access a market to trade in, buyers and sellers (or traders) log onto an electronic exchange through their user terminals, which are connected to the exchange over a network. Examples of a user terminal include a personal computer, laptop, or workstation. The user terminal may implement a Microsoft Windows-type operating system to provide a graphical user interface based on windowed regions on the user terminal screen and an input device such as a mouse and keyboard. Certainly, the user terminal may include other types of modern computing devices, input devices and might use other types of operating systems such as a Macintosh or Unix-type operating system to trade in a market.

Sometimes traders use software running on the user terminals to create specialized interactive trading screens. Oftentimes, the interactive trading screens enable people to manually enter orders into the market, obtain market quotes, and monitor positions. Of course, the range and quality of features available varies according to the specific software application being run.

In addition to, or in place of, manual-style trading, traders might use automated or semi-automated software to assist them in executing their trading strategies. As such, there are all sorts of software tools available that traders can use to automate or semi-automate the way that they trade. In fact, Trading Technologies International, Inc. of Chicago, Illinois provides automated or semi-automated trading tools that a trader might use to enhance their trading. For example, the TT Autospreader and the TT Autotrader are examples of software tools provided by Trading Technologies International, Inc. that automate aspects of trading such as automated order management and automatic execution of basic-to-complex trading strategies, just to name a few. Trading tools can be flexible, and therefore, they may be open to the trader for programming, or they may exist in a black-box form. Traders may simultaneously use one or more different types of automated or semi-automated trading tools. In addition, traders may have more than one session running a particular trading tool.

There are many instances when an automated or semi-automated trading tool is watching or leaning on a tradeable object's available quantities and prices, and plan to buy or sell them as soon as a certain event occurs. In other words, the trading tool may use this "leaned on" market information in implementing its trading strategy. Once the event occurs, for example, the trading tool might then send an order to buy or sell the "leaned on" tradeable object to complete a particular transaction. However, unbeknownst to the trading tool, another trading tool might be interested in the same quantity for the same tradeable object.

When both events occur such that both of the trading tools act on the same "leaned on" tradeable object, a conflict may exist. This conflict may risk, among other things, one or more incomplete transactions and/or a potential unexpected loss of money for the trader.

In electronic trading systems, such as the one described above or in some other type of
5 computer-based trading system, it is desirable for a trader to have tools in a software, hardware, or software/hardware form that can assist the trader in executing his or her trading strategy while reducing the risks associated with running multiple sessions of automated or semi-automated trading tools.

BRIEF DESCRIPTION OF THE DRAWINGS

Many aspects of the present embodiments may be better understood with reference to the following drawings. The components in the drawings are not necessarily to scale, emphasis instead being placed upon illustrating example embodiments.

5 FIG. 1 shows an example system diagram that illustrates a computer device used to implement a preferred embodiment, and in particular, shows a leaning manager that performs the coordination of buying and selling tradeable objects amongst multiple automated or semi-automated trading tool sessions;

 FIG. 2 shows an example table used to store market information for a tradeable object
10 and used in allocating market quantities to multiple automated or semi-automated trading tools;

 FIG. 3 shows an example table used to store requests from one or more automated or semi-automated trading tools for quantity for a tradeable object; and

 FIGs. 4-9 show an example implementation of a preferred embodiment, and in
15 particular, show two sessions that are performing spread trading.

DETAILED DESCRIPTION

I. Overview

The present embodiments include methods, systems, and computer program products that provide tools for use in electronic trading, and they may be put to advantageous use in any type of electronic trading environment. By using the present embodiments, for example, the risk associated with leaning on a tradeable object that has been already accounted for may be reduced. In other words, the preferred embodiments may prevent automated or semi-automated trading tools from leaning on a tradeable object that might soon become “oversold” or “overbought.”

As mentioned in the background section, there are many scenarios when a trading strategy may be watching or leaning on a tradeable object’s available quantities and prices, and plan to buy or sell them as soon as a particular event occurs. Unfortunately, conventional trading tools are programmed to look only at the current market conditions and implement their trading strategies accordingly. As such, the conventional trading tools do not take into account the other trading tool’s actions, which may result, among other things, in leaning on what could become an “oversold” or “overbought” tradeable object.

According to the preferred embodiments, a leaning manager is provided to include a software module that can be implemented on any type of computer device for coordinating the use of market information “leaned on” by multiple automated and semi-automated trading tool sessions. The leaning manager may include a stand-alone software module that works with an existing trading tool, or the leaning manager may be integrated into the software application of the trading tool itself. The leaning manager or portions thereof, may also be installed at gateways or other intermediary devices to perform the coordination over a broad range of user terminals and traders, if so desired.

In accordance with the preferred embodiments, the leaning manager tracks the tradeable object that is being “leaned on” by the trading tools in an effort to coordinate their actions. In addition, the leaning manager may limit the trading tools from leaning on the same tradeable object in their trading strategy formulations. As described below with
5 reference to the figures, if more than one automated or semi-automated trading tool is leaning on the same tradeable object, then the leaning manager may coordinate such action by allocating the desired quantities amongst the trading tools. Then, for example, the trading tools can use the allocated quantities and their prices in more precisely formulating their trading strategies.

10 In the following description, for purposes of explanation, specific examples are set forth to provide some working illustrations of various embodiments. More specifically, these examples use an autospreader, which is an automated spread trading tool. For more details regarding the operation of the autospreader, please refer to U.S. Patent Application 10/137,979, entitled, “A System and Method for Performing Automatic Spread Trading” the
15 content of which is incorporated by reference herein. By way of illustration, an example of another automated tool is the autotrader, which is, described in U.S. Patent Application 10/284,584, entitled, “System and Method for Automated Trading” the content of which is incorporated by reference herein. However, it will be apparent to one skilled in the art that these specific details are not required to practice the present invention.

20 These embodiments, and others described in greater detail herein, whether used individually or collectively, provide the trader with the ability to fine tune their trading strategies according to other relevant and important factors, in addition to just the current market conditions. There are many other systems, methods, features, and advantages of the present embodiments will be or become apparent to one with skill in the art upon examination

of the following drawings and description. It is intended that all such additional systems, methods, features, and advantages be within the scope of the present invention, and be protected by the accompanying claims.

II. System Architecture

5 A. Computer System

As will be appreciated by one of ordinary skill in the art, the embodiments may be operated in an entirely software environment, in an entirely hardware environment, or in a combination thereof. For example, in a software environment, the embodiments may take the form of a computer program product that is stored on a computer readable storage medium
10 and is executed by a suitable instruction execution system. Any suitable computer readable storage medium may be utilized including hard disks, CD-ROMs, optical storage devices, or magnetic storage devices, for example. In a hardware environment, the preferred embodiments may be implemented using any technology or hardware components such as application specific integrated circuits (ASICs).

15 With reference to FIG. 1, computer device 100 preferably includes, among other things, at least a processor and a storage mechanism (both of which are not shown in the figure, but are well-known computer components) for storing and performing the functions described herein. Computer device 100 is illustrated in FIG. 1 to have layers that are intended to define different program modules that may be used to implement the functions described
20 herein. As shown in FIG. 1, from the bottom layer to the top layer, the layers include hardware layer 106, operating system 104, leaning manager 102 and one or more trading tools 108. In addition, computer device 100 may operate in a networked environment using logical connections and intermediary devices, such as gateways, to one or more electronic exchanges

generally indicated as 110. For purposes of illustrating aspects of the preferred embodiments, intermediary devices have been left out of the figure.

Those skilled in the art will appreciate that the present invention may be practiced with other computer system configurations, including hand-held devices, multiprocessor
5 systems, microprocessor-based or programmable consumer electronics, minicomputers, mainframe computers, and so on. In addition, the present invention may be practiced in distributed computing environments where tasks are performed by remote processing devices that are linked through a communications network.

Hardware layer 106 may include special programs or drivers to interface peripheral
10 input devices with operating system 104. In particular, hardware layer 106 may translate between electrical signals generated by an input device (examples are not shown in the figure) and the programming languages of operating system 104. Input devices may include a mouse, keyboard, game pad, virtual glove, joystick, or trackball, for example. In addition, hardware layer 106 may include a network connection interface that will allow computer
15 device 100 to link to one or more of the electronic exchanges 110 through one or more networks.

For sake of illustration, a network represents a group of computers and/or associated devices that are connected by communications medium or facilities. A network can be as small as a LAN (local area network) consisting of a few computers, printers, and/or other
20 devices, or it can consist of many small and large computers distributed over a vast geographic area (WAN or wide area network), or it can consist of both types of networks (both LAN and WAN). There are many different types of networks, combinations of network types, and network environments known in the art that can be used to link computer device 100 to electronic exchange 110. Such networking environments are commonplace in homes,

offices, enterprise-wide computer networks, intranets, and the Internet, for example.

Intermediate computer devices such as gateways (not shown) may be used to receive market information from one or more of the electronic exchanges 110 and convert the market information to a format compatible with the protocols used by computer device 100, and vice-versa, using conversion techniques known in the art.

Operating system 104 may be used to manage hardware layer 106 and the software resources of computer device 100. General functions of operating system 104 might include processor management, memory management, device management, storage management, application interface, and user interface. Any type of operating system 104 may be used to implement the present embodiments, and examples of common operating systems include Microsoft Windows family of operating systems, the UNIX family of operating systems, and the Macintosh operating systems. However, it will be recognized by those of ordinary skill in the art that the added complexity of an operating system may not be necessary to perform the functions herein. For example, an operating system may not be needed if the present embodiments were implemented in hardware using, for example, hardware components such as ASICs.

Leaning manager 102 is preferably a software application that interfaces with operating system 104 to coordinate automated or semi-automated trading tools. Leaning manager 102 is preferably implemented by using a C or C++ based software program, though other suitable program languages can be utilized such as Java. Leaning manager 102 may be configured to work with any type of automated or semi-automated trading tool 108 to provide the functionality described herein.

In an alternative embodiment, functions of leaning manager 102 may be integrated into the software application of trading tool 108 (this integration is not shown). Also,

functions of the leaning manager 102 may be implemented at an intermediary device such as a gateway to coordinate a broad range of trading tools running on computer devices connected thereto (also not shown).

Leaning manager 102 may be stored in a computer program product and loaded into
5 computer device 100 using a removable storage drive, a hard drive, or a communications interface such as a serial port or USB connection. Alternatively, the computer program product may be downloaded to computer device 100 over a network. The leaning manager 102, when executed by the processor, causes the processor to perform the functions of the invention as described herein.

10 **B. Accessing an Electronic Exchange**

By way of illustration, an electronic exchange is a central marketplace with established rules and regulations where buyers and sellers meet to trade. Electronic exchanges operate by an electronic or telecommunications network instead of a traditional trading floor to facilitate trading in an efficient, versatile, anonymous, and functionally rich
15 way. Electronic exchanges are generally based on computers that perform, among other things, order matching, maintaining order books and positions, and price information. Some examples of electronic exchanges include the London International Financial Futures and Options Exchange (LIFFE), the Chicago Board of Trade (CBOT), the Chicago Mercantile Exchange (CME), the Exchange Electronic Trading (Xetra, a German stock exchange), and
20 the European Exchange (Eurex). Electronic exchanges might also refer to other software and/or hardware based facilities, which include basic to complex systems that automatically match incoming orders.

Each of the electronic exchanges 110 may host one or more electronic markets 112 and 114 such that each electronic market provides a place to trade a tradeable object. For

example, the Chicago Mercantile Exchange is the electronic exchange, the S&P 500 pit would be known as the electronic market, and the S&P 500's themselves are the tradable objects. As used herein, the term "tradable objects," refers simply to anything that can be traded with a quantity and/or price. It includes, but is not limited to, all types of tradable objects such as

5 financial products, which can include, for example, stocks, options, bonds, futures, currency, and warrants, as well as funds, derivatives and collections of the foregoing, and all types of commodities, such as grains, energy, and metals. The tradable object may be "real," such as products that are listed by an exchange for trading, or "synthetic," such as a combination of real products that is created by the user. A tradable object could actually be a combination of

10 other tradable objects, such as a class of tradable objects.

Each of the electronic markets 112, 114 may provide similar types of market information to computer device 100. At the very least, market information preferably includes data that represents the inside market. The inside market is the lowest sell price (best ask) and the highest buy price (best bid) available in the market. Market information may

15 also include market depth. As used herein, market depth refers to quantities available at the inside market and can refer to quantities available at other price levels above or below the inside market. The quantity available at a given price level is usually provided by the electronic markets in aggregate sums, although the present embodiments may also work with market information feeds that provide discrete order information. The extent of the market

20 depth available to a trader usually depends on the electronic exchange. For instance, some electronic exchanges provide market depth for all (or most) price levels, while some provide only quantities associated with the inside market, and others may provide no market depth at all. Additionally, electronic exchanges 110 can offer other types of market information such as the last traded price (LTP), the last traded quantity (LTQ), and order fill information

Computer device 100 may interface with one or more electronic exchanges 110 in a networked environment to receive market information for one or more tradeable objects, and according to this example, for "Tradeable Object 1" through "Tradeable Object N."

Therefore, computer device 100 can receive market information for those tradeable objects
5 being traded on that electronic exchange. As shown in FIG. 1, computer device 100 can log on and off one or more electronic exchanges 110, subscribe to the service that will send market information, and then participate in trading any number of tradable objects.

II. System Function

Leaning manager 102 may be executed upon command by loading the machine code
10 of the program into memory and then performing the instructions. The command may be given at any time by any event, such as for example, by opening of a trading tool or by a user manually selecting an option. As such, according to one embodiment, leaning manager 102 may generate a collection of records for use in storing certain pieces of information that are relevant in performing the functions described herein. The records may consist of tables in a
15 relational database management system. In an alternative embodiment, the records could consist of any type of data structure to provide an organizational scheme. It should be understood that this is one embodiment for carrying out the functions described herein, and that the present invention is not limited to this particular embodiment.

A. Market Information Table

20 In an embodiment, when market information is received for a particular tradeable object that is being leaned on, leaning manager 102 generates a market information table. FIG. 2 shows an example market information table, generally indicated as 200, which may be used to store market information for a particular tradeable object. Table 200 may be generated for each tradeable object separately, or alternatively, one table may service more

than one tradeable object given that an extra column is added to distinguish the tradeable objects.

Table 200 is representative of a table storage arrangement comprising rows 202 and columns 204. Rows 202 define price levels for orders to buy/sell the tradeable object and
5 columns 204 show different items of interest that are associated with the price levels. The number of rows 202 may depend on the level of market depth that is provided by an electronic market in their data feed. The number of columns 204 may be increased or decreased, depending on the desired functionality. For example, if the market information table is programmed to collect market information for both the buy side and the sell side of the
10 market, then another column may be added to table 200 to indicate if the price level corresponds to a bid or an offer. In another example, a column may be added to store priority information, which could be used to prioritize the reservation requests.

As shown in the drawing, table 200 includes four columns, a "Price Level" column, an "Available Quantity" column, a "Reserved Quantity" column, and a "Reserved Ids" column.
15 The price level column indicates the prices for which orders are resting in a market. In other words, they represent prices in the market's order book. The available quantity column indicates the quantities available at those prices. The reserved quantity column provides a listing of the quantities that are reserved by (or allocated to) the trading tools. According to one embodiment, the value in the reserved quantity column may not exceed the value in the
20 available quantity column. Alternatively, the value in the reserved quantity column may exceed the value in the available quantity column if, for example, the leaning manager 102 is programmed to allow trading tools to reserve potential future quantities or the leaning manager 102 is programmed to allow some overlap of reservations. The reserved Ids column indicates the trading tools that are presently reserving quantity to lean on. That is, if a trading

tool is reserving a quantity at a particular price level, the ID (identification label) of that trading tool is placed in the reserved Ids column. Note that each trading tool receives an ID, more of which is described below.

B. Populating Portions of a Market Information Table

5 In one embodiment, as market information is received, information pertaining to orders in the market order book are used to populate the price level and available quantity columns in table 200. Market information may arrive in various types of message formats, depending on the electronic exchange and their specification. Examples of message types may include best buy and/or best sell price messages, messages that indicate quantity
10 modifications at the best prices, messages that indicate quantity modifications to other prices besides the best prices, status messages, opening price messages, and so forth. Regardless of how the market information is received or what format is used, leaning manager 102 preferably acts upon the market information by extracting out the available quantity and price information, and then stores the relevant information in table 200. As new market
15 information is received, the contents of table 200 are preferably updated.

C. Request Table

Trading tools that wish to lean on a particular tradeable object may make a request for a particular quantity. In one embodiment, when a request to reserve quantity is received for a particular tradeable object, leaning manager 102 generates a request table. FIG. 3 shows a
20 sample table 300 that may be used to store requests for quantity of a particular tradeable object. As shown in FIG. 3, table 300 represents a table storage arrangement comprising rows 302 and columns 304. Rows 302 define request IDs for trading tools that are requesting an associated quantity for a tradeable object. According to table 300, the "Request ID" column provides the identification of the trading tool performing the request and "Requested

Quantity” column provides the amount that is requested. A request table may be generated for each tradeable object separately, or alternatively, one table may service more than one tradeable object giving that an extra column is added to distinguish the tradeable objects. Of course, it should also be recognized that request table may be integrated into table 200, if so
5 desired.

D. Populating Portions of a Request Table

As previously described, computer device 100 might be running an automated or semi-automated trading tool. Preferably, a user can operate as many “sessions” of the automated tool as necessary to achieve his or her trading strategy. Thus, for example, if a
10 trader wishes to use an automatic spread trading tool, he/she might select one or more tradeable objects in order for the automatic spread trading tool to generate a synthetic tradeable object. Preferably, the trader can do this again, therefore having the automatic spread trading tool generate a second synthetic tradeable object. The trader may do this repeatedly. Each time this happens, the trader is preferably starting a new session with the
15 automatic spread trading tool. In addition, computer device 100 might be running other types of automated or semi-automated trading tools. Similar to the automatic spread trading tool above, multiple “sessions” of the trading tools may be run and coordinated by the leaning manager 102. Moreover, a group of traders might be running one or more different kinds of trading tools, in which, leaning manager 102 may be programmed to coordinate the trading
20 tools amongst the group.

In one embodiment, a session may be initiated by the submission of one order, and as such, when a second order is submitted, then a second “session” is initiated. For example, if a trader is using a particular trading tool and he attempts to buy a spread, then a first session is initiated. If the trader, using the same trading tool, attempts to buy the same spread again,

then a second session is preferably initiated. Accordingly, a particular trading tool is made “aware” of its own orders and the tradeable objects that are being leaned on, so as to reduce the likelihood of overbuying or overselling them.

In one embodiment, each session is assigned an ID or identification that uniquely identifies the session to the leaning manager 102. When a session requests a quantity for use in executing its programmed trading strategy, it may do so by sending a message to leaning manager 102 requesting a certain quantity of the tradeable object. In response, leaning manager 102 may populate table 300 to record the request. Preferably, leaning manager 102 records the request in first come, first serve (FIFO) basis and prioritizes the requests in that order. Alternatively, other types of priority schemes may be used in place of a FIFO system such as a pro-rata system, which is described more below.

D. Example Process of Leaning on a Tradeable Object

In a preferred embodiment, if data is changed in table 300, then the change is reflected in table 200. In other words, when a request is added, the request is translated into a reserved quantity along with its ID in table 200. Sessions may continue to request quantity, and leaning manager 102 may continue to make the reservations for available quantities. In one embodiment, leaning manager 102 receives requests and makes reservations one session at a time.

In addition, leaning manager 102 preferably sends a message back to the session indicating the best price for which quantity is currently available (and not reserved or allocated out). Thus, for example, a session may need a certain quantity to implement its trading strategy and can request this amount from leaning manager 102. Essentially, the session is asking leaning manager 102 “At what price can I get this quantity for?” The request is entered into request table 300. Then, leaning manager 102 checks table 200 for the

available quantities, preferably starting at the best prices, and responds to the session.

Sometimes, leaning manager 102 has to look to multiple prices to fill large requests. If the session accepts the price or prices (e.g., at an average price), then it notifies leaning manager 102 to reserve the quantity. At which point, leaning manager 102 reserves the quantity and
5 indicates it in reserved quantity column in table 200.

In an alternative embodiment, leaning manager 102 may use a pro rata system for allocating quantities to trading tools in a pro rata fashion. For example, when a first session requests quantity, the system could allocate the quantity to the session at the best prices. When a second session requests quantity, the system could reallocate a portion of the
10 quantities at the best prices to the first session and could allocate another portion of the quantities at the best prices to the second session. Therefore, each session would have proportionate participation at the best prices. The system could use a price average mechanism for averaging out the prices if more than one market depth level is needed to satisfy the sessions' requests, and these prices may be used by the sessions in their trading
15 strategy formulation.

Sometimes, the market may change (e.g., prices and quantities). If an available quantity changes to an amount that cannot satisfy the current reservation(s), then leaning manager 102 may notify the appropriate sessions of the change. The sessions may respond by making new requests and ultimately new reservations, if so desired.

20 In addition, there are some instances when the conditions in the market change, but the changes do not necessarily affect the actual price that was previously communicated to a session. Thus, to reduce the amount of communication, leaning manager 102 may be programmed to only notify a session when a change occurs to the price (or some other item of

interest). So, for example, if quantities moved around in a particular market, but the average price remained the same, the session that is using the average price would not be notified.

Moreover, there are some instances when a leaning manager 102 may automatically move a reservation and notify the relevant session(s) of the move. For example, if a trader
5 changes the priority of the reservation, then leaning manager 102 may move the reservation of one or more sessions and notify them accordingly to accommodate the change in priority. Of course, this is one example and leaning manager 102 might be programmed do this for any reason. This feature, like any feature described herein unless otherwise noted, may be programmed to turn on or off.

10 **E. Example Process of Allocating Quantity**

There are many ways to go about programming leaning manager 102, and each way depends on the desired functionality sought by the trader. To assist in understanding aspects of the present embodiments, some examples of how the leaning manager may be programmed are outlined directly below.

15 If so desired, a user programmable interface may be provided, and may include any type of interface that allows the user to communicate with the leaning manager 102. One example of a user programmable interface is a command-driven interface. Another example of a user programmable interface is a graphical user interface that takes advantage of computer graphics. The graphical user interface may include one or more windows that can
20 be moved around the display screen, and their size and shape can be changed at will. A window might include icons that represent commands, files, or more windows. Of course, the present invention can use other types of user programmable interfaces, or alternatively, the present invention does not utilize a programmable interface of this type at all (e.g., hard-coded program, etc.).

In one embodiment, leaning manager 102 is programmed so that quantity is allocated to sessions on a first come, first serve basis. So, if a certain quantity is available at a desired price, the quantity will be allocated to those sessions that requested it first. For example, the first session to request quantity would reserve the quantity at the best price, and the second session to request quantity would reserve the quantity at the next best price, and so on. By allocating quantity in this manner, it can better assure that the session will get at least the price of the quantity it reserved or better, when a trade for the reserved quantity actually occurs. Therefore, in implementing a trading strategy, a session can count on the price given to it by leaning manager 102 and use it in its strategy formulation.

10 In another embodiment, leaning manager 102 may be programmed to accommodate other priority arrangements, such as basing the priority on a pro-rata configuration, basing it on the trading strategy, basing it on the software tool, basing it on the trader, and so on. Different types of priority schemes may be programmed into leaning manager 102 to achieve a desired result.

15 In one embodiment, when an event occurs, and a session wants to buy or sell the reserved quantity, it may do so. If the sessions act upon the quantities in the same manner as they were reserved, then each session may anticipate getting the quantity at the price it was reserved (unless a third party came along and took the quantity, however, in this case, leaning manager 102 would notify the sessions and each would preferably update their strategies accordingly).

20 Sometimes, however, the first session to request the quantity is not the first session to act upon it. Therefore, in one embodiment, leaning manager 102 may be programmed to allow the session that acts first to take the quantity at the best price. In other words, leaning manager 102 may operate on a first come, first serve basis for sessions ready to fire an order

to a market. In doing so, leaning manager 102 may help assure that those sessions that need the quantity the most get the quantity at a price most desirable to the trader. Keep in mind that not every session may act upon its reserved quantity, and accordingly, this embodiment allows those that act first, get the quantity at the best prices. As a result, leaning manger 102
5 may notify the other sessions of the change. The sessions may respond by making new requests and ultimately new reservations. In other words, the sessions may use this information to adjust their trading strategy.

III. Example Implementation

As previously mentioned, there are many scenarios where a trading strategy may be
10 watching or leaning on a product's available quantities and prices and plan to buy them as soon as a certain event occurs. An example of this activity may be seen in spreading.

FIG. 4 is an illustration outlining two particular spread trading strategies. To assist the trader in executing the spread trading strategies, she has initiated two sessions on an automated spread trading tool. One session is working product A and product B to achieve or
15 attempt to achieve spread 400, while the other session is working product C and product B to achieve or attempt to achieve spread 402. According to a preferred embodiment, leaning manager 102 assigns each session an ID (identification); the session that refers to spread 400 may be identified as "session A" and the session that refers to spread 402 may be identified as "session B." It should be understood that any type of ID or label might be used to identify the
20 sessions.

With respect to spread 400, assume that "session A" is attempting to buy spread 400 by buying product A and selling product B. To do this, "session A" might send an order to buy product A, and once that order is filled, it would send an offsetting order to sell product B, therefore completing spread 400. Ordinarily, "session A" may use market information

from product B to determine where to price the order for product A. That way, when the order for product A is filled, "session A" may immediately fire an offsetting order to buy product B at market price or some other designated price point to achieve or attempt to achieve the spread. In this example, assume that "session A" is leaning on the bid quantity of "85" of product B. Referring briefly to FIG. 6, "session A" puts in a request to lean on "85" of product B. In other words, it is asking leaning manager 102 "At what price can I sell '85' of product B?"

With respect to spread 402, assume that "session B" is attempting to buy spread 402 by buying product C and selling product B. To do this, "session B" might send an order to buy product C, and once that order is filled, it would send an offsetting order to sell product B, therefore completing spread 402. "Session B" may use market information from product B to determine where to price the order for product C. In this example, "session B" is leaning on the bid quantity of "50" of product B. Referring briefly to FIG. 6, "session B" puts in a request to lean on "50" of product B. In other words, it is asking leaning manager 102 "At what price can I sell '50' of product B?"

FIG. 5 shows a market information table 500 for the buy side of product B. Note that table 500 may also contain information for the sell side of product B, but has been left out for clarity in illustrating this particular working example. As such, leaning manager 102 receives and populates table 500 with current market information for product B. In this example, the electronic market provides five price levels of quantity, and currently, the "115" at "50" is the best bid for product B. Keep in mind that the market information in table 500 is preferably updated as new market information is received.

In response to the "session A" request, leaning manager 102 sends a notice to "session A" that "85" is available at "50." In other words, there are enough buyers (or buyer) such that

“session A” could sell “85” at a price of “50.” “Session A” may respond to leaning manager 102 by reserving the “85.” Referring to table 500 in FIG. 6, leaning manager 102 marks the reservation. This indicates that “session A” has reserved “85” at a price of “50,” and it may use this information to calculate where to price the order for product A, for example.

5 In response to the “session B” request, leaning manager 102 sends a notice to “session B” that “50” is available at “50” and “49.” In other words, “session B” could sell “30” at a price of “50” and “20” at a price of “49.” “Session B” may respond by reserving the “30” at a price of “50” and “20” at a price of “49,” and it may use this information to calculate where to price the order for product C, for example. Referring again to table 500 in FIG. 6, leaning
10 manager 102 marks the reservation as such.

FIG. 8 shows the market conditions have changed and now only “75” is available at “50.” Preferably, leaning manager 102 notifies “session A” and “session B” of the change. In response to the notification, “session A” reserves “10” at a price of “49” in addition to its “75” at “50.” Note that “session B” loses its reserved quantity at a price “50” as it was second
15 in line behind “session A.” To make up this lost quantity, “session B” may request more quantity at “49,” which it does in this example. Both sessions may update their trading strategies to account for the market change. Leaning manager 102 may continue to coordinate with the sessions in response to market changes.

Now, let us assume that the order to buy product C was filled and “session B” sent an
20 offsetting order to sell “50” of product B. According to a preferred embodiment, leaning manager 102 allows “session B” to get “50” at the better price of “50,” instead of forcing “session B” to get “50” at the reserved price of “49.” This programmed feature allows the trader to get a better price for spread 402 than expected. As a result, leaning manager 102 notifies “session A” of the market change (just as if an ordinary market change occurred).

“Session A” can update its trading strategy accordingly. FIG. 8 shows the updated market conditions taking into account the selling of “50” of product B at a price of “50.” Also, table 500 in FIG. 9 shows the updated reservations for “session A.” According to table 500 in FIG. 9, “session A” now has “25” reserved at a price of “50,” and “90” reserved at a price of “49.”

5 The working illustrations directly above show an example implementation of a preferred embodiment. In particular, the working illustrations set forth some of the functionality that may be programmed into leaning manager 102. An advantage of the leaning manager 102 is its flexibility in being programmed to account for any situation or provide any desired result in coordinating the buying and/or selling of tradeable objects. In
10 fact, one skilled in the art will appreciate the flexibility offered by leaning manager 102 to coordinate the buying and selling of tradeable objects in any desired fashion.

IV. Conclusion

The present embodiments include methods, systems, and computer program products that provide tools for use in electronic trading. The present embodiments allow a computer
15 device, such as a trader’s workstation or a gateway, to track and/or coordinate the buying and selling of tradeable objects. They provide an efficient way for multiple automated or semi-automated trading tools to track and/or coordinate their actions. This tracking and/or coordination may be used to enhance the trading strategies of each session.

Coordination may occur by any mechanism. According to one embodiment, the
20 trading tools coordinate their actions using a reservation system, although any other organizational scheme may be used to facilitate coordination amongst a variety of trading tools. Regardless of the mechanism used in coordinating such activity, the present embodiments remain a flexible solution as they give a trader or an administrator, for example, the ability to program the coordination in any way that suits their particular needs.

It should also be understood that the programs, processes, methods and systems utilized or described herein are not related or limited to any particular type of electronic trading environment or trading tools, unless indicated otherwise. In view of the wide variety of embodiments to which the principles of the present embodiments can be applied, it should be understood that the illustrated embodiments are examples only, and should not be taken as limiting the scope of the present invention. For example, more or fewer data attributes may be stored in the tables to accommodate various trading strategies.

The claims should not be read as limited to the described order or elements unless stated to that effect. All embodiments that come within the scope and spirit of the following claims and equivalents thereto are claimed as the invention.

CLAIMS

What is claimed is:

1. A method for implementing an automated trading strategy relating to a tradeable object being traded in an electronic exchange, the method comprising:
 - 5 calculating a first estimated price that could be obtained for an order for a first quantity of a first tradeable object, the first estimated price being calculated based on market information relating to the first tradeable object;
taking a first action of a first automated trading strategy based on the first estimated price;
 - 10 calculating a second estimated price that could be obtained for an order for a second quantity of the first tradeable object, the second estimated price being calculated based on market information relating to the first tradeable object and further based on the first quantity;
and
taking a second action of a second automated trading strategy based on the second
15 estimated price.
2. The method of claim 1 wherein the second action comprises sending an order to buy or sell a second tradeable object to an electronic exchange.
- 20 3. The method of claim 2 wherein the order to buy or sell the second tradeable object has a price that is calculated based on the second estimated price and a ratio.

4. The method of claim 2 further comprising the step of detecting a fill of the order, and in response, sending an offset order to buy or sell the first tradeable object.

5. The method of claim 4 wherein the offset order has a price that is equal or substantially equal to the second estimated price.

6. The method of claim 1 wherein the step of calculating a second estimated price which is based on the first specific quantity is performed by reducing an available quantity of the first tradeable object based on the first quantity.

10

7. The method of claim 1 further comprising the step of recalculating the first estimated price and the second estimated price when market conditions change.

8. The method of claim 1 further comprising the step of recalculating the first estimated price and the second estimated price when an event occurs that is different than a change in market conditions.

9. The method of claim 8 wherein the event comprises a change in priority, wherein the event comprises canceling one of the first and second automated trading strategies, or wherein the event comprises a third automated trading strategy calculating a third estimated price.

10. The method of claim 1 wherein the first automated trading strategy and the second trading strategy are trading strategies associated with one trader.

11. The method of claim 1 wherein the first automated trading strategy is associated with a first trader and the second trading strategy is associated with a second trader that is different from the first trader.

5

12. A computer readable medium having program code recorded thereon for causing a microprocessor to execute the method of claim 1.

13. A computer-based method for coordinating trading tools that are used to trade
10 tradeable objects in an electronic trading environment, the method comprising:

receiving a first request by a first trading tool, wherein the first request represents a willingness to lean on a tradeable object in executing a first trading strategy; and

allocating a first portion of the tradeable object associated with the first request to the first trading tool, wherein the allocated first portion of the tradeable object is used by the first
15 trading tool in formulating the first trading strategy.

14. The method claim of 13 wherein the allocated first portion of the tradeable object is used by the first trading tool in formulating the first trading strategy by calculating an estimated price that could be obtained for a potential order for the first portion of the tradeable
20 object.

15. The method of claim 14 further comprises sending a first order for a second tradeable object, wherein the first order has a price that is calculated based on the estimated price.

16. The method of claim 15 further comprises sending the an order for the first portion of the trading object when the first order for the second tradeable object is filled.

5 17. The method of claim 13 further comprising:

receiving a second request by a second trading tool, wherein the request represents a willingness to lean on the tradeable object in executing a second trading strategy; and

allocating a second portion of the tradeable object associated with the second request
10 to the second trading tool, wherein the allocated second portion of the tradeable object is used by the second trading tool in formulating the second trading strategy.

18. The method of claim 13 wherein the first trading strategy and the second trading strategy comprise sessions of a trading tool.

15

19. A computer readable medium having program code recorded thereon for causing a microprocessor to execute the method of claim 13.

20. A method for implementing an automated trading strategy, the method comprising:

20 taking a first action of the automated trading strategy based on market information relating to a first tradeable object and further based on the extent that a different automated trading strategy is leaning on the first tradeable object.

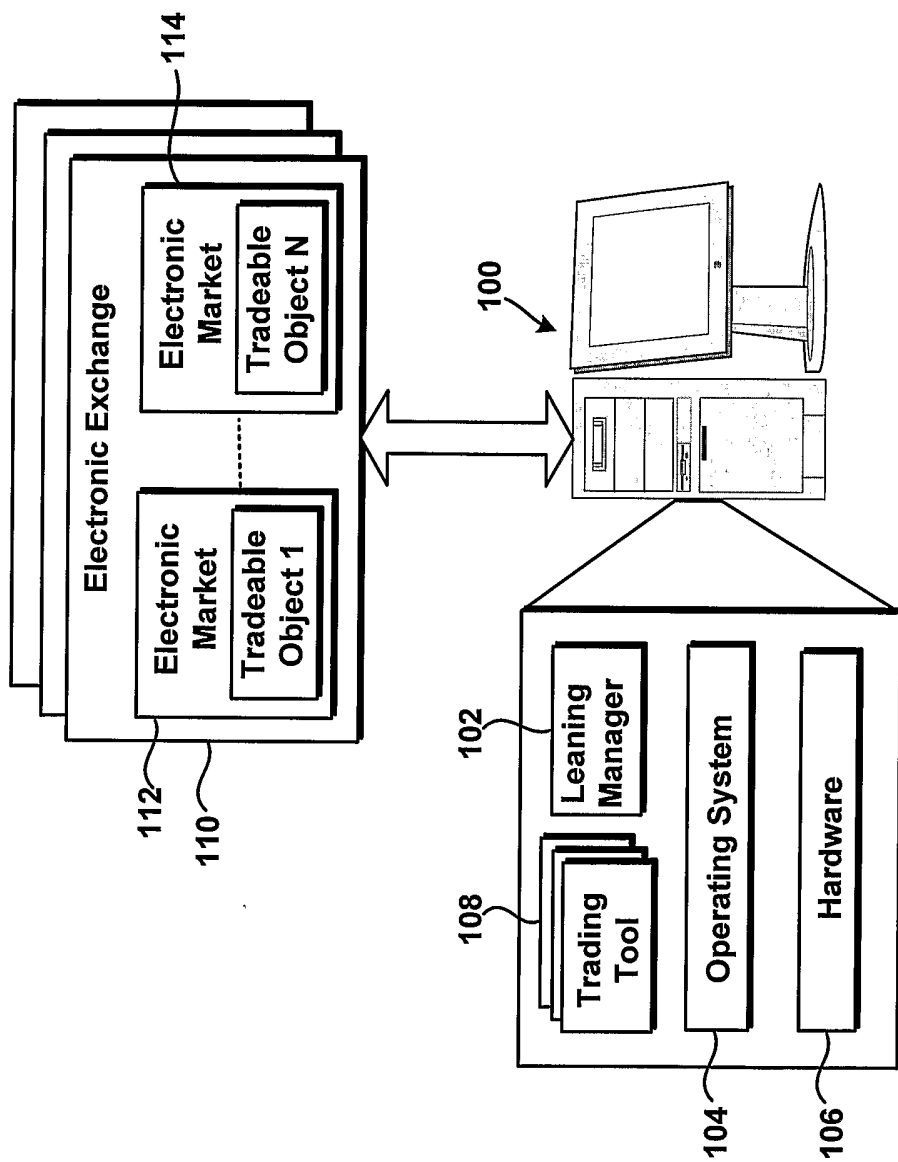


FIG. 1

200

Market Information Table			
Price Level	Available Quantity	Reserved Quantity	Reserved IDs
⋮		⋮	⋮

Rows 202

Columns 204

FIG. 2

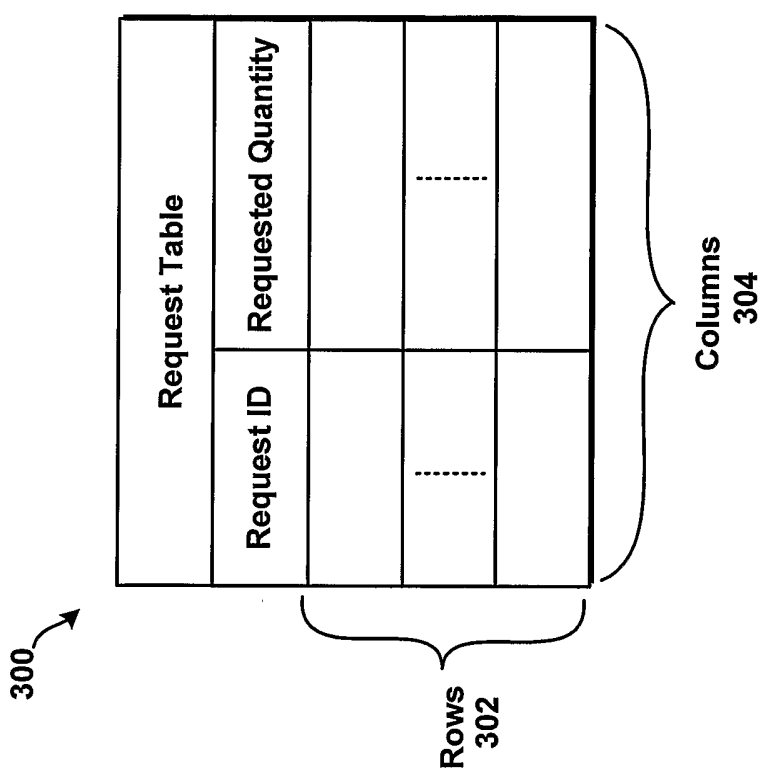


FIG. 3

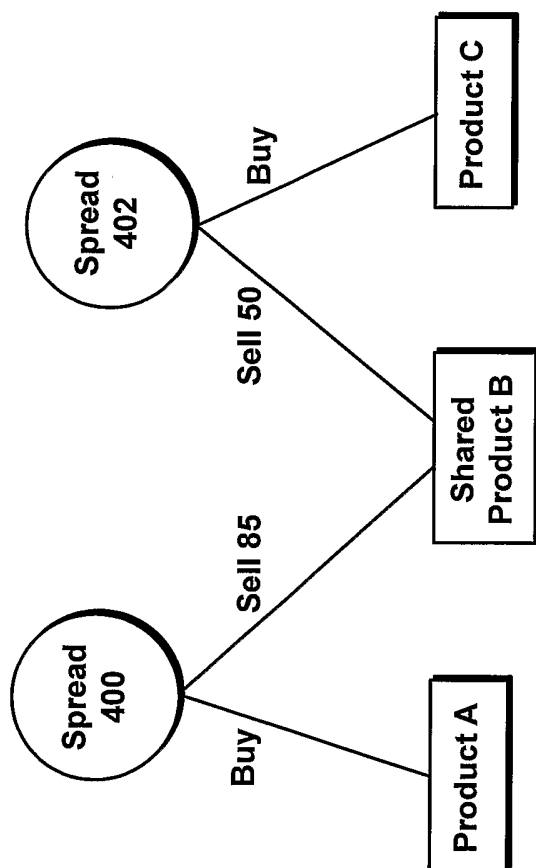


FIG. 4

Buy Side Market Information			
Price Level	Available Quantity	Reserved Quantity	Reserved IDs
50	115		
49	120		
47	40		
44	10		
43	25		

FIG. 5

Request Table		
Request ID	Requested Quantity	
A	85	
B	50	

FIG. 6

Buy Side Market Information			
Price Level	Available Quantity	Reserved Quantity	Reserved IDs
50	115	115	A, B
49	120	20	B
47	40		
44	10		
43	25		

FIG. 7

Buy Side Market Information			
Price Level	Available Quantity	Reserved Quantity	Reserved IDs
50	75	75	A
49	120	60	A, B
47	40		
44	10		
43	25		

FIG. 8

Buy Side Market Information			
Price Level	Available Quantity	Reserved Quantity	Reserved IDs
50	25	25	A
49	120	90	A
47	40		
44	10		
43	25		

FIG. 9