



US00D656183S

(12) **United States Design Patent**
Nanjo et al.

(10) **Patent No.:** **US D656,183 S**

(45) **Date of Patent:** **** Mar. 20, 2012**

(54) **INK TANK FOR PRINTER**

(75) Inventors: **Tatsuo Nanjo**, Kawasaki (JP); **Kenta Udagawa**, Tokyo (JP); **Eiichiro Shimizu**, Yokohama (JP); **Hideki Ogura**, Yokohama (JP); **Hiroki Hayashi**, Kawasaki (JP); **Masataka Isomoto**, Yokohama (JP); **Yasunori Senshiki**, Tachikawa (JP)

(73) Assignee: **Canon Kabushiki Kaisha**, Tokyo (JP)

(**) Term: **14 Years**

(21) Appl. No.: **29/379,257**

(22) Filed: **Nov. 17, 2010**

(30) **Foreign Application Priority Data**

May 21, 2010 (JP) 2010-012559

(51) **LOC (9) Cl.** **18-02**

(52) **U.S. Cl.** **D18/56**

(58) **Field of Classification Search** D18/56;
347/86-87

See application file for complete search history.

(56) **References Cited**

U.S. PATENT DOCUMENTS

3,987,469	A *	10/1976	Winkler et al.	396/348
D464,672	S *	10/2002	Shinano et al.	D18/56
D522,049	S *	5/2006	Ishizawa et al.	D18/56
D524,855	S *	7/2006	Ishizawa et al.	D18/56
D542,345	S	5/2007	Hayashi et al.	D18/56

D548,780	S	8/2007	Hayashi et al.	D18/56
D569,422	S *	5/2008	Matsumoto	D18/56
D579,492	S *	10/2008	Matsumoto	D18/56
D595,767	S *	7/2009	Hashimoto	D18/56
D598,050	S *	8/2009	Nozawa	D18/56
D611,531	S	3/2010	Hatasa et al.	D18/56
D611,532	S	3/2010	Nanjo et al.	D18/56
D636,019	S *	4/2011	Urabe et al.	D18/56
2005/0036015	A1 *	2/2005	Seino et al.	347/86
2007/0242114	A1 *	10/2007	Kubota et al.	347/86
2011/0057999	A1 *	3/2011	Gonzales	347/86
2011/0090294	A1 *	4/2011	Smith et al.	347/86

* cited by examiner

Primary Examiner — Cathy A MacCormac

(74) *Attorney, Agent, or Firm* — Fitzpatrick, Cella, Harper & Scinto

(57) **CLAIM**

The ornamental design for an ink tank for printer, as shown and described.

DESCRIPTION

FIG. 1 is a front view of an ink tank for printer showing our new design;

FIG. 2 is a rear view thereof;

FIG. 3 is a top plan view thereof;

FIG. 4 is a bottom plan view thereof;

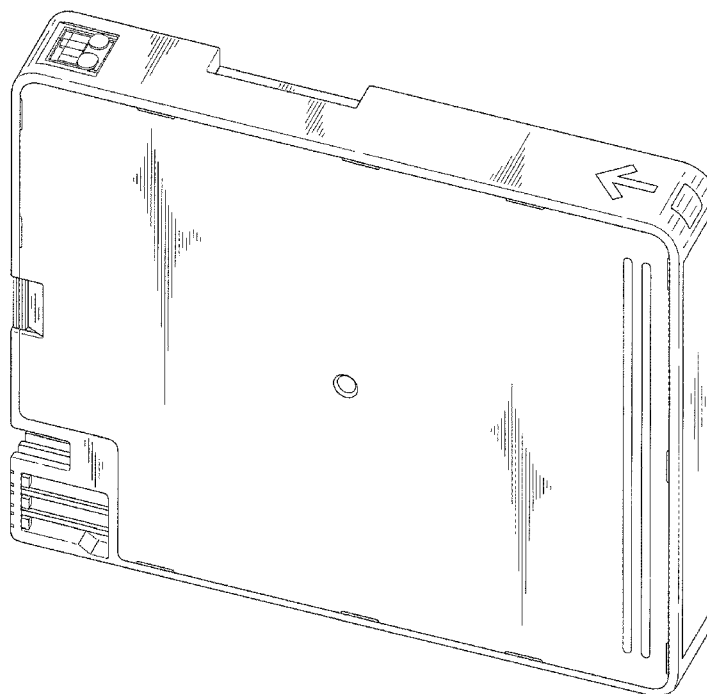
FIG. 5 is a left side view thereof;

FIG. 6 is a right side view thereof; and,

FIG. 7 is a perspective view thereof.

The broken lines are for illustration only and form no part of the claimed design.

1 Claim, 5 Drawing Sheets



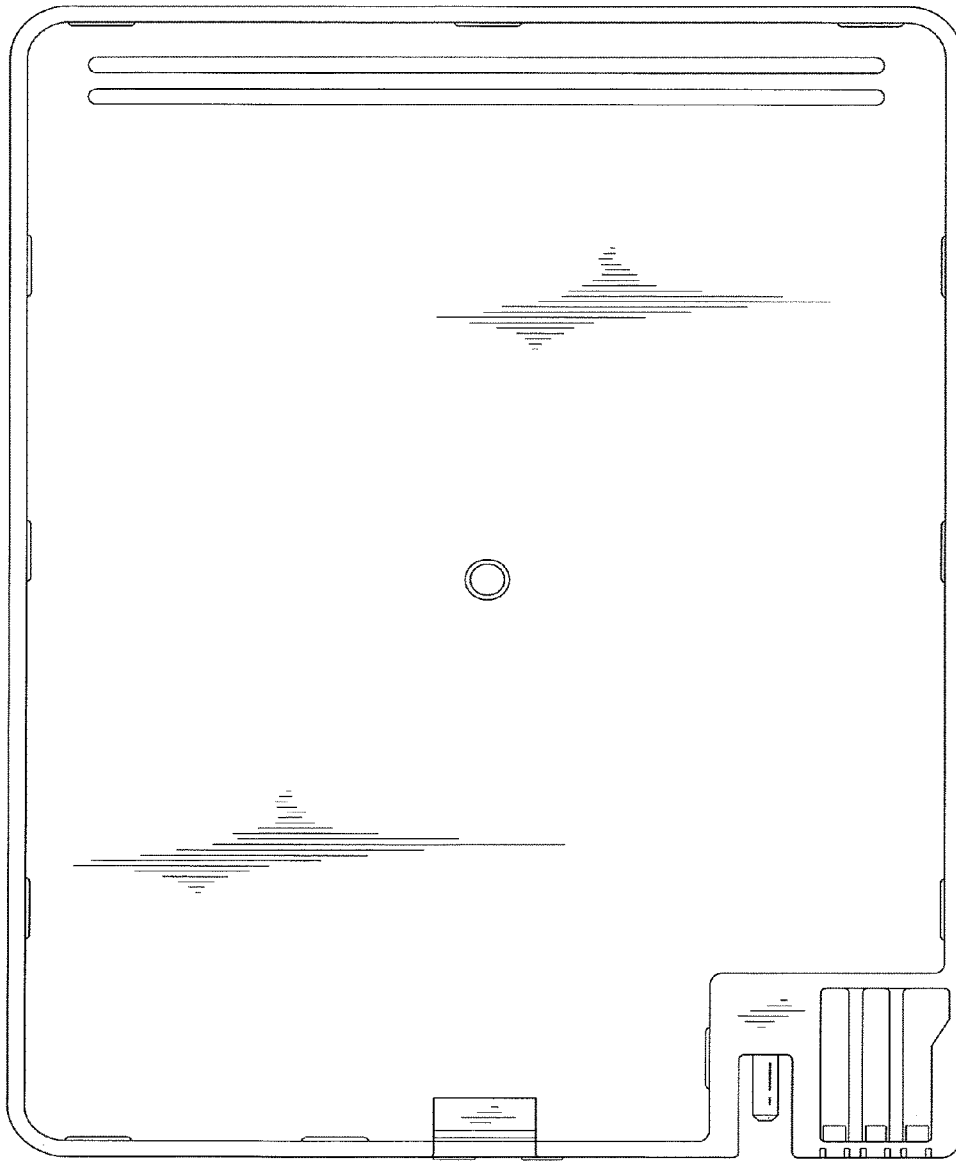


FIG. 1

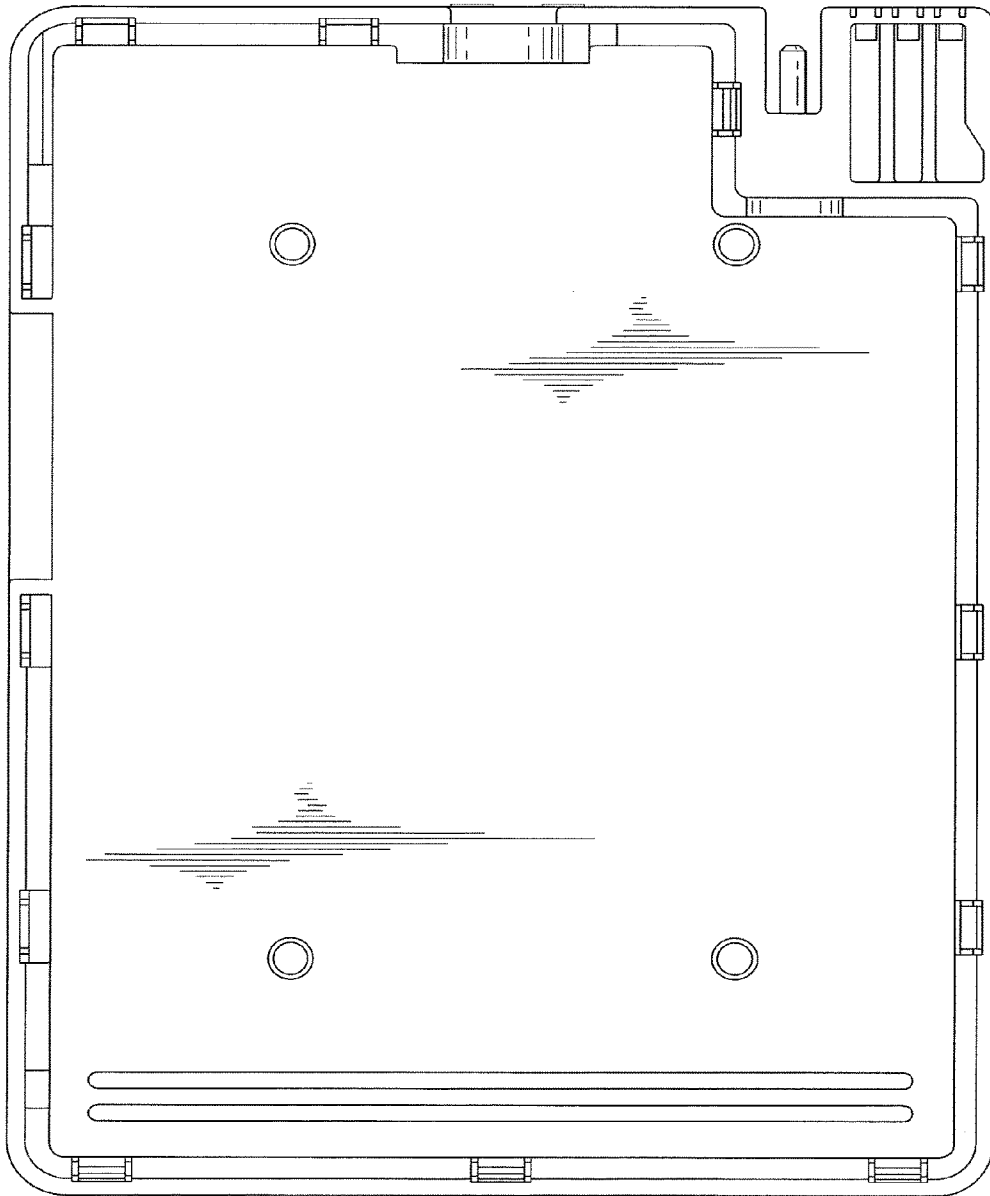


FIG. 2

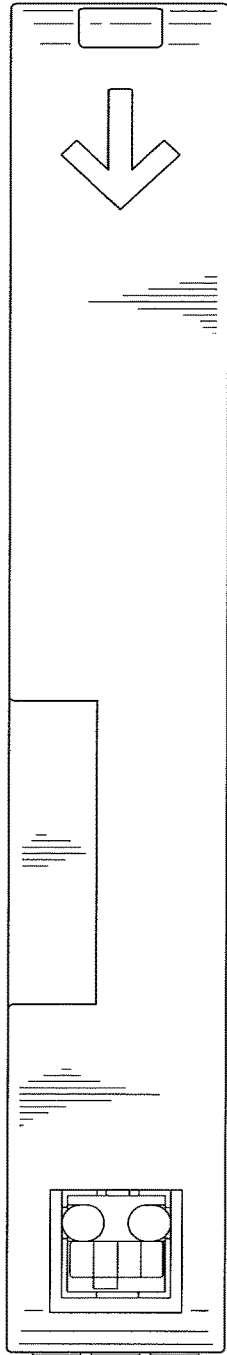


FIG. 3




FIG. 4

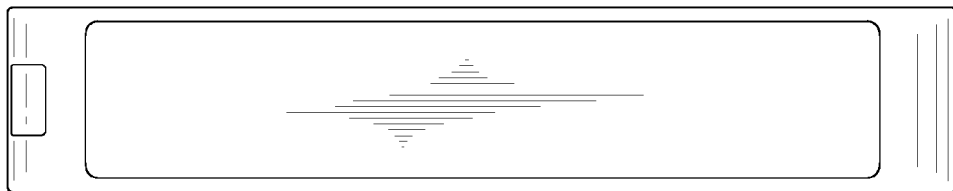


FIG. 6

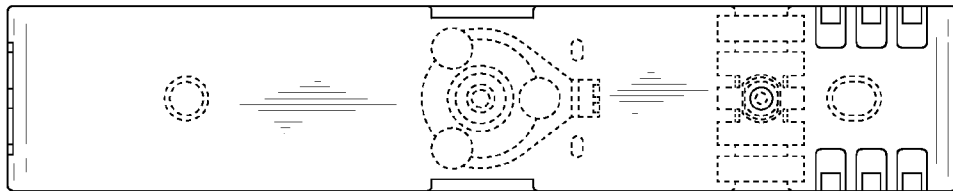


FIG. 5




FIG. 7

UNITED STATES PATENT AND TRADEMARK OFFICE
CERTIFICATE OF CORRECTION

PATENT NO. : D656,183 S
APPLICATION NO. : 29/379257
DATED : March 20, 2012
INVENTOR(S) : Tatsuo Nanjo et al.

Page 1 of 7

It is certified that error appears in the above-identified patent and that said Letters Patent is hereby corrected as shown below:

Delete title page showing an illustrative figure and substitute the attached title page therefor.

DRAWINGS

Substitute the attached drawings Figures 1-7 with the attached Figures 1-7.

Signed and Sealed this
Thirtieth Day of October, 2012

A handwritten signature in black ink that reads "David J. Kappos". The signature is written in a cursive, slightly slanted style.

David J. Kappos
Director of the United States Patent and Trademark Office

(12) **United States Design Patent**
Nanjo et al.

(10) **Patent No.:** **US D656,183 S**
(45) **Date of Patent:** **** Mar. 20, 2012**

(54) **INK TANK FOR PRINTER**
(75) Inventors: **Tatsuo Nanjo**, Kawasaki (JP); **Kenta Udagawa**, Tokyo (JP); **Eiichiro Shimizu**, Yokohama (JP); **Hideki Ogura**, Yokohama (JP); **Hiroki Hayashi**, Kawasaki (JP); **Masataka Isomoto**, Yokohama (JP); **Yasunori Senshiki**, Tachikawa (JP)

D548,780 S	8/2007	Hayashi et al.	D18/56
D569,422 S *	5/2008	Matsumoto	D18/56
D579,492 S *	10/2008	Matsumoto	D18/56
D595,767 S *	7/2009	Hashimoto	D18/56
D598,050 S *	8/2009	Nozawa	D18/56
D611,531 S	3/2010	Hatasa et al.	D18/56
D611,532 S	3/2010	Nanjo et al.	D18/56
D636,019 S *	4/2011	Urabe et al.	D18/56
2005/0036015 A1 *	2/2005	Seino et al.	347/86
2007/0242114 A1 *	10/2007	Kubota et al.	347/86
2011/0057999 A1 *	3/2011	Gonzales	347/86
2011/0090294 A1 *	4/2011	Smith et al.	347/86

(73) Assignee: **Canon Kabushiki Kaisha**, Tokyo (JP)

* cited by examiner

(**) Term: **14 Years**

Primary Examiner — Cathy A MacCormac

(21) Appl. No.: **29/379,257**

(74) Attorney, Agent, or Firm — Fitzpatrick, Cella, Harper & Scinto

(22) Filed: **Nov. 17, 2010**

(30) **Foreign Application Priority Data**

May 21, 2010 (JP) 2010-012559

(51) LOC (9) Cl. **18-02**

(52) U.S. Cl. **D18/56**

(58) Field of Classification Search D18/56;
347/86-87

See application file for complete search history.

(56) **References Cited**

U.S. PATENT DOCUMENTS

3,987,469 A *	10/1976	Winkler et al.	396/348
D464,672 S *	10/2002	Shinano et al.	D18/56
D522,049 S *	5/2006	Ishizawa et al.	D18/56
D524,853 S *	7/2006	Ishizawa et al.	D18/56
D542,345 S	5/2007	Hayashi et al.	D18/56

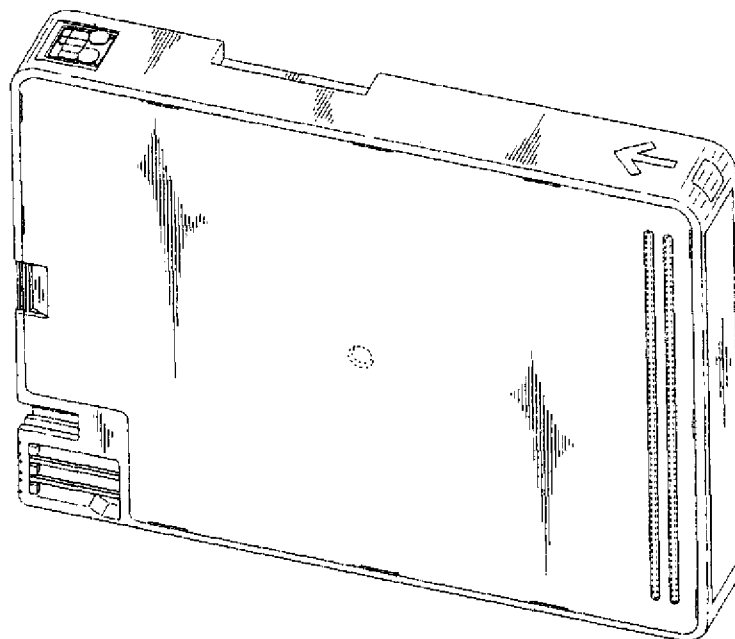
(57) **CLAIM**

The ornamental design for an ink tank for printer, as shown and described.

DESCRIPTION

FIG. 1 is a front view of an ink tank for printer showing our new design;
FIG. 2 is a rear view thereof;
FIG. 3 is a top plan view thereof;
FIG. 4 is a bottom plan view thereof;
FIG. 5 is a left side view thereof;
FIG. 6 is a right side view thereof; and,
FIG. 7 is a perspective view thereof.
The broken lines are for illustration only and form no part of the claimed design.

1 Claim, 5 Drawing Sheets



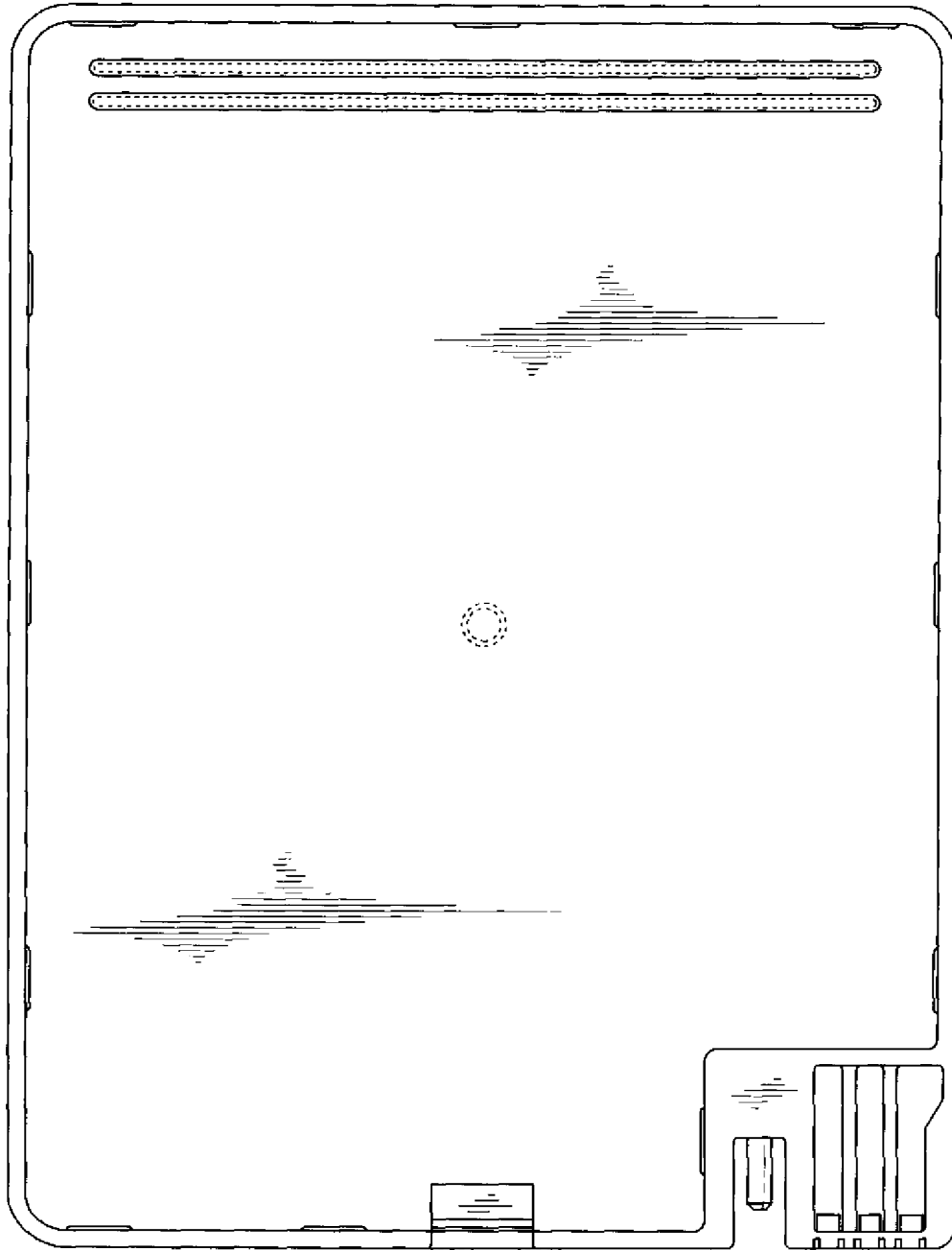


FIG. 1

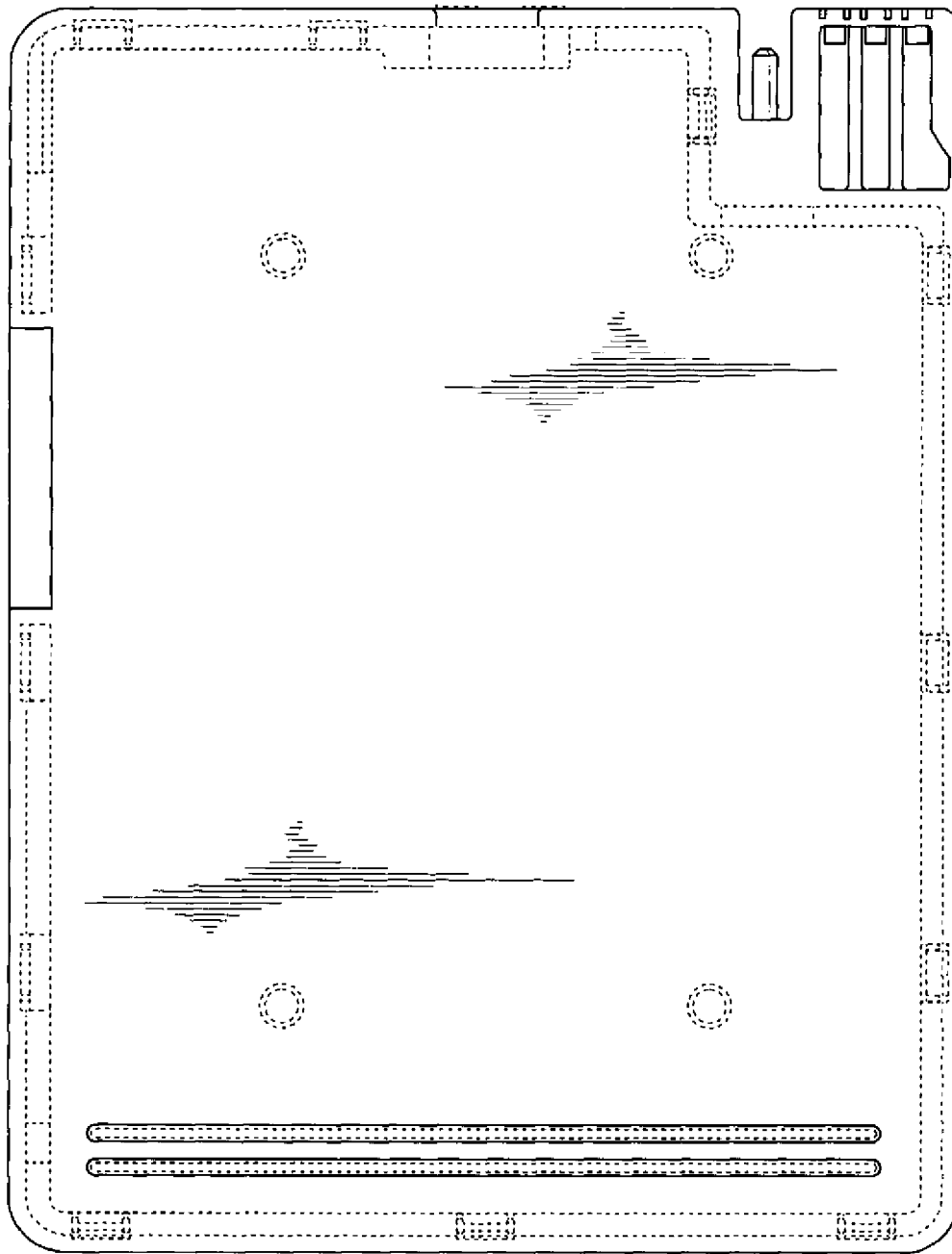


FIG. 2

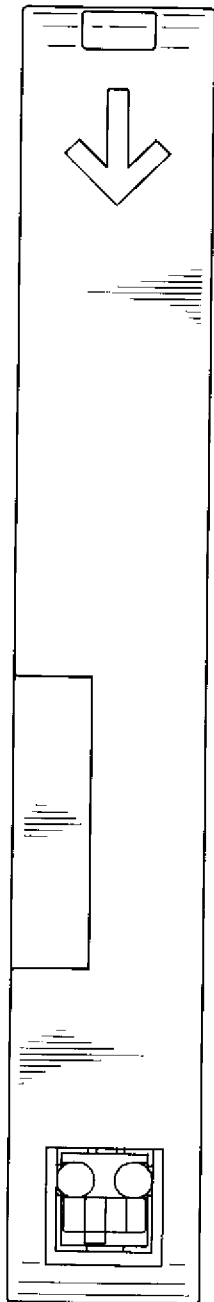


FIG. 3




FIG. 4




FIG. 6

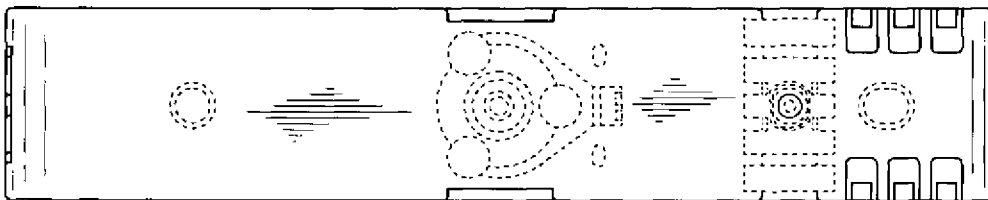


FIG. 5

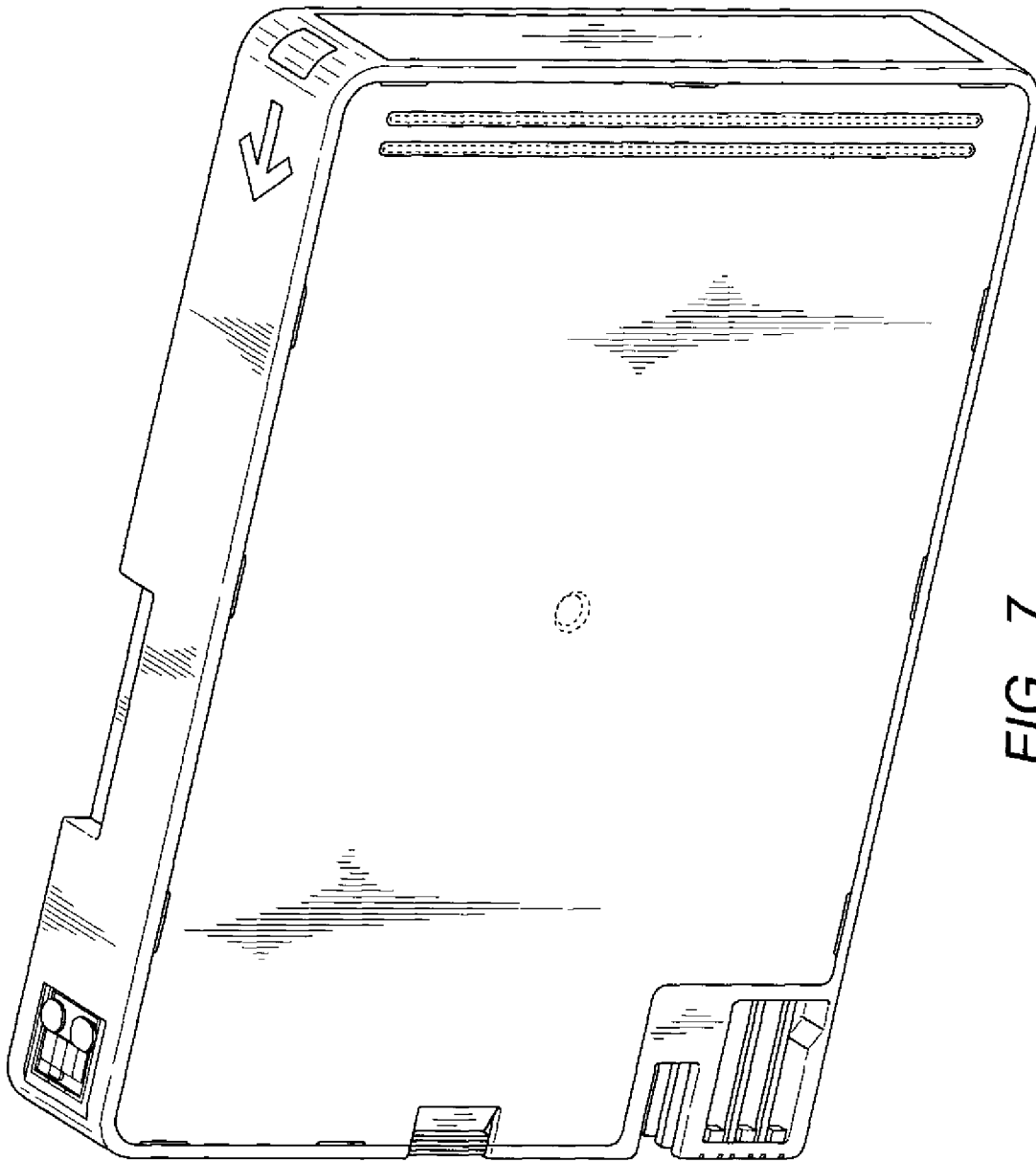


FIG. 7