



US00D476819S

(12) **United States Design Patent** (10) **Patent No.:** **US D476,819 S**
Williams et al. (45) **Date of Patent:** **** Jul. 8, 2003**

(54) **SEAT**

(75) Inventors: **Otto N. Williams**, San Francisco, CA (US); **Jess A. Sorel**, Oakland, CA (US); **Paul B. Siebert**, Castro Valley, CA (US)

3,826,533 A 7/1974 Andrus et al.
 D273,254 S * 4/1984 Fairaizen D6/335
 D360,310 S * 7/1995 Stamberg et al. D6/334

* cited by examiner

(73) Assignee: **Steelcase Development Corporation**, Caledonia, MI (US)

Primary Examiner—Doris V. Coles
Assistant Examiner—Mimosa De
 (74) *Attorney, Agent, or Firm*—Price Heneveld Cooper DeWitt & Litton

(**) Term: **14 Years**

(57) **CLAIM**

(21) Appl. No.: **29/142,793**

We claim the ornamental design for a seat, as shown and described.

(22) Filed: **Jun. 1, 2001**

DESCRIPTION

(51) **LOC (7) Cl.** **06-01**
 (52) **U.S. Cl.** **D6/334**
 (58) **Field of Search** D6/334, 335, 336, D6/337, 349, 371, 372, 373, 374, 375, 378, 381, 500-502; 297/119, 124, 126, 135, 147, 157.1, 158.1, 232; 108/33, 63, 160, 161; 312/140.1, 235.2, 238


FIG. 1 is a front perspective view of a seating unit embodying the present invention;
 FIG. 2 is a left side view of FIG. 1, the right side view being a mirror image of the left side;
 FIG. 3 is a front view of FIG. 1;
 FIG. 4 is a rear view of FIG. 1;
 FIG. 5 is a top view of FIG. 1; and,
 FIG. 6 is a bottom view of FIG. 1.
 The dashed lines show the environment and do not form a part of the design sought to be patented.

(56) **References Cited**

U.S. PATENT DOCUMENTS

D230,918 S 3/1974 Andrus

1 Claim, 2 Drawing Sheets



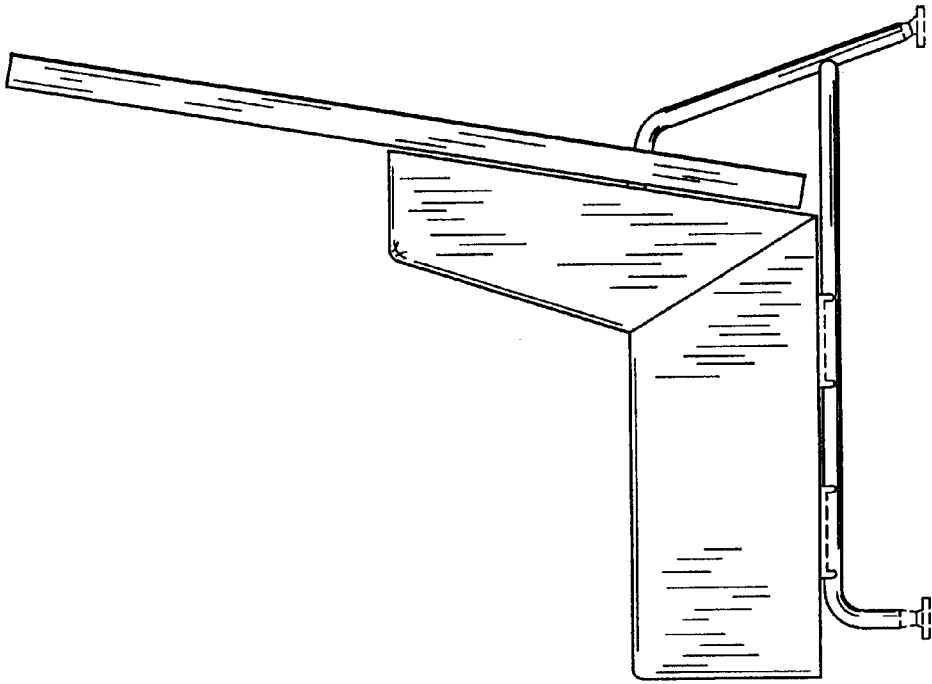


FIG. 2




FIG. 1




FIG. 5

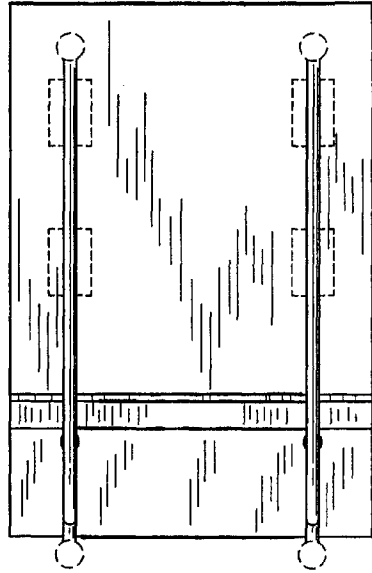


FIG. 6

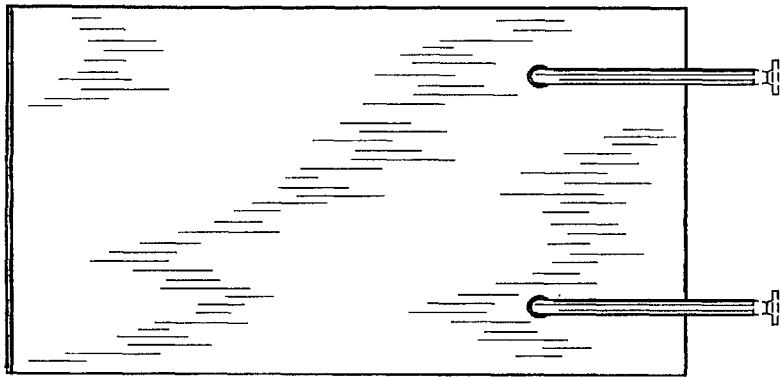


FIG. 4

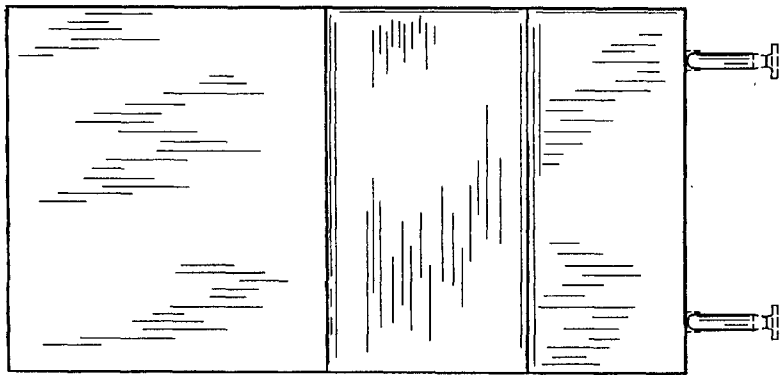


FIG. 3