

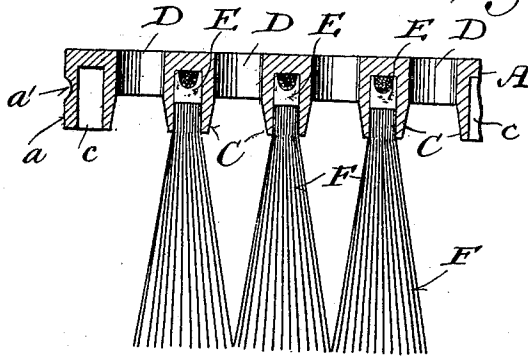
C. H. TESCH.  
BRUSH.

(Application filed Mar. 27, 1900.)

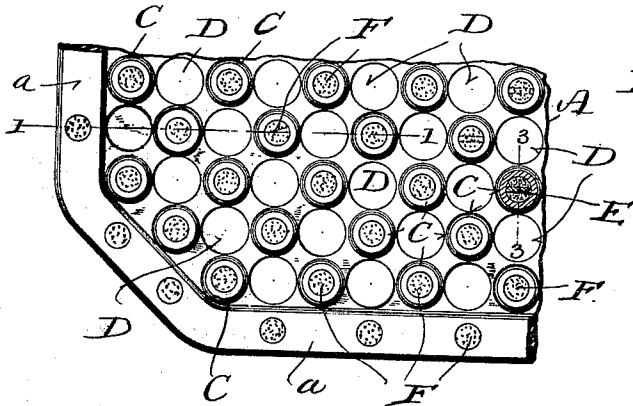
(No Model.)

2 Sheets—Sheet 1.

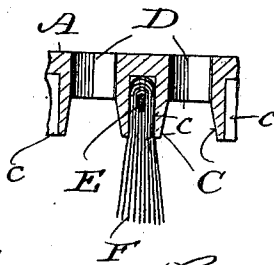
*Fig. 1.*



*Fig. 2.*

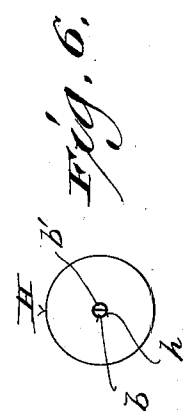
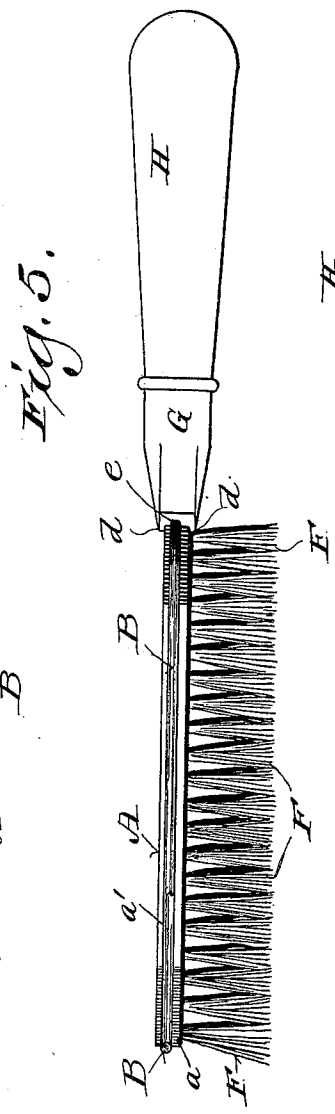
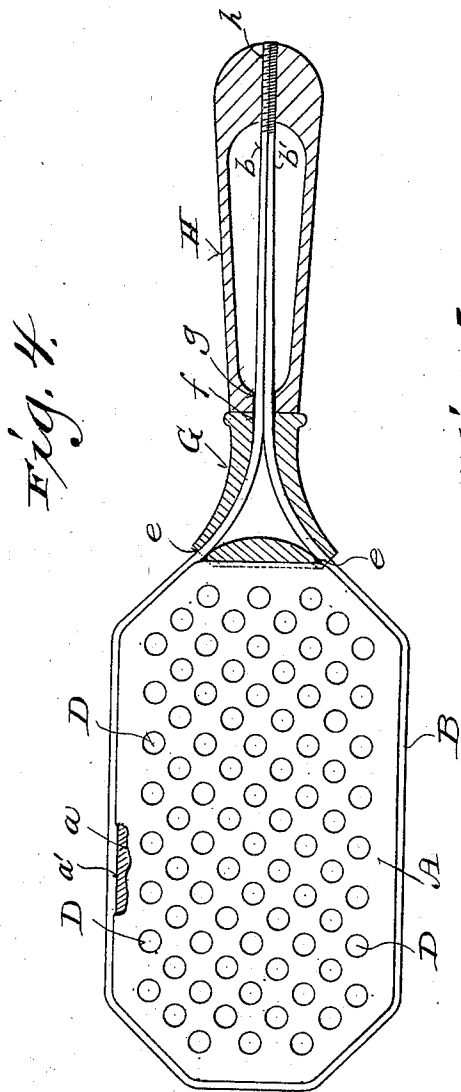


*Fig. 3.*



Witnesses:  
 Geo. W. Young  
 B. C. Ruff

Inventor  
 Charles H. Tesch,  
 By H. G. Underwood,  
 Attorney



Witnesses  
 Geo W Young  
 B. C. Roloff

Inventor  
 Charles H. Tesch  
 By H. G. Underwood  
 Attorney

# UNITED STATES PATENT OFFICE.

CHARLES H. TESCH, OF MILWAUKEE, WISCONSIN.

## BRUSH.

SPECIFICATION forming part of Letters Patent No. 668,361, dated February 19, 1901.

Application filed March 27, 1900. Serial No. 10,329. (No model.)

*To all whom it may concern:*

Be it known that I, CHARLES H. TESCH, a citizen of the United States, and a resident of Milwaukee, in the county of Milwaukee and State of Wisconsin, have invented certain new and useful Improvements in Brushes; and I do hereby declare that the following is a full, clear, and exact description thereof.

My invention is particularly intended for use in barber-shops, though not limited thereto; and it consists in a hair-brush having certain peculiarities of construction and combination of parts, as will be fully set forth hereinafter in connection with the accompanying drawings and subsequently claimed.

In the drawings, Figure 1 is a longitudinal sectional view taken on the line 1 1 of Fig. 2; Fig. 2, an under side plan view with the brush-tufts in section, and Fig. 3 a transverse sectional view taken on the line 3 3 of Fig. 2 of a portion of a brush embodying my present invention. Fig. 4 is a partly-sectional plan view of the entire brush. Fig. 5 is a side elevation thereof, partially broken away; and Fig. 6 is an end view of the detachable handle.

The principal object of my present invention is the production of a sanitary ventilated hair-brush the tufts of which can be quickly and readily cleaned without combing or soaking the same and which will be of light weight and permit free circulation of air to the head of the user or on whom it is used, together with provision for substituting one brush for another with the same handle, this being especially desirable in a barber-shop, where the different customers frequently prefer that their hair shall be dressed with their own individual brushes, and all these results may be obtained by the use of my said invention.

Referring to the drawings, A represents the back of the brush, preferably made of aluminium on account of its lightness, said back being formed with an outer rim or border *a* with a central outer groove *a'* therein, extending practically all around the said brush-back for the reception of the wire B, hereinafter more particularly described. The top of the brush-back is all on the same plane, and the described border or rim *a* is therefore only apparent as such in an under side view, the main part of the brush-back within said rim being of only about one-half the thickness of

the latter, but formed at regular intervals with depending nipples C C, extending down in line with the base-line of said rim *a*, the sockets *c c* in said nipples extending up to practically the middle line of the thickness of the back proper. Between each two of said nipples in both longitudinal and transverse lines the brush-back is formed with perforations D D, extending entirely there-through. The rim *a* is provided with sockets *c* also, but not with the alternately-arranged perforations, these being omitted to give greater strength to the said rim.

E E represent holding-plates, which are preferably formed of a metal somewhat harder than that of which the brush-back is composed, and F F represent tufts of bristles. These holding-plates are formed with concavities in their upper edges, and the bristles are placed with their central portions in said concavities and then doubled, as best shown in Fig. 3, after which the said holding-plates are forced into the sockets *c*, the size of the plates being such that they are there held by a driving fit, with the tufts of bristles in place, as best shown in Fig. 1.

G is a thimble having a closed inner end transversely grooved and shouldered, as shown at *d d*, to receive the adjacent end of the brush-back A and with openings *ee* to receive the ends of the wire B. The interior walls of the thimble are preferably convexly rounded, as shown in Fig. 4, to form guides for the wire ends, which pass out through the central hole *f* in the outer end of the thimble, the said ends of the wire from about this point to their extreme ends being formed into half-rounds *b b'*, with their flat opposed surfaces brought together to form practically a separable round wire, the said extreme ends being exteriorly screw-threaded, as shown in Fig. 4. This doubled wire first enters a hole *g* in the inner end of the longitudinally-bored or partly-hollow handle H and passes there-through, the outer end of the handle having a screw-threaded bore *h* for engagement with the described exterior screw-threads on the doubled wire ends *b b'*.

The operation of my invention will be readily understood from the foregoing description of its construction, taken in connection with the accompanying drawings. As al-

ready stated, the described construction permits always free circulation of air to the head of the person being brushed and keeps the scalp cool and comfortable, the perforations  
 5 D D serving also to carry off heated air from the scalp and hair. When it is desired to cleanse the brush, it may simply be held beneath a flow of water from a faucet or spigot, and the tufts will very quickly be thoroughly  
 10 purified, and when, as stated, the device is employed in barber-shops it only requires an instant's time to turn the handle H, and thereby loosen the hold of the wire B upon the brush-back A, when the latter can be removed and  
 15 instantly replaced with a fresh brush-back, which is a matter of great convenience and economy in a barber-shop and involves much saving of time, as thus the removed brush-backs can be cleaned while others are in use,  
 20 thereby insuring an absolutely fresh clean brush for each customer without the necessity of purchasing individual handles for each brush-back or of incurring the delay consequent upon keeping the customers waiting  
 25 while the brushes are being cleaned.

By the employment of a continuous flexible wire, such as shown at B, my device may be very cheaply constructed, as the described flattening and screw-threading of the ends of  
 30 the wire is a simple and inexpensive operation, and, further, owing to its flexibility the same wire B will answer for brushes of differently-shaped backs and can be readily transferred from one brush to another, working  
 35 equally well with an oblong, oval, round, or polygonal shaped brush-back, which is a matter of great convenience and utility, (particularly in the illustration just given of use in a barber-shop,) instead of requiring a specially-constructed holding device for each different style or shape of brush-back employed.  
 40

Having thus described my invention, what I claim as new, and desire to secure by Letters Patent, is—

1. A brush-back provided with a series of 45 depending socketed nipples, in combination with a series of holding-plates formed with concavities in their upper edges, and series of tufts of bristles, said bristles being doubled over the concaved edges of the holding-plates, 50 and held to the brush-back by a driving fit of the said plates within the sockets of said nipples.

2. A brush-back having its edge formed with a groove therein, in combination with a 55 longitudinally-bored detachable handle, and a continuous flexible holding-wire fitting in said groove and entering the bore in said handle, and adjustably secured within the same.

3. A brush-back having its edge formed 60 with a groove therein, in combination with a thimble shouldered to receive said back, a longitudinally-bored detachable handle, and a holding-wire fitting in said groove and extending through the said thimble and into 65 the bore of the said handle, and adjustably secured within the latter.

4. A brush-back having its edge formed with a groove therein, in combination with a 70 thimble shouldered to receive said back; a longitudinally-bored detachable handle, having a portion of said bore formed with screw-threads; and a holding-wire, fitting in said groove, and extending through said thimble 75 and into the bore of the said handle, the ends of the said wire being shaped into half-rounds, with their opposed flat surfaces brought together, and the thus-doubled ends being exteriorly screw-threaded for engagement with the screw-threads in the handle-bore. 80

In testimony that I claim the foregoing I have hereunto set my hand at Milwaukee, in the county of Milwaukee and State of Wisconsin, in the presence of two witnesses.

CHARLES H. TESCH.

Witnesses:

H. G. UNDERWOOD,  
 N. E. OLIPHANT.