



(51) International Patent Classification:

C07D 401/14 (2006.01) **C07D 471/10** (2006.01)
C07D 405/14 (2006.01) **C07D 487/08** (2006.01)
C07D 403/04 (2006.01) **C07D 493/10** (2006.01)
C07D 403/14 (2006.01) **A61K 31/506** (2006.01)
C07D 413/14 (2006.01) **A61P 29/00** (2006.01)
C07D 417/14 (2006.01)

(21) International Application Number:

PCT/EP2015/001475

(22) International Filing Date:

16 July 2015 (16.07.2015)

(25) Filing Language:

English

(26) Publication Language:

English

(30) Priority Data:

14002451.4 16 July 2014 (16.07.2014) EP

(71) Applicant: GRÜENTHAL GMBH [DE/DE]; Zieglerstrasse 6, 52078 Aachen (DE).

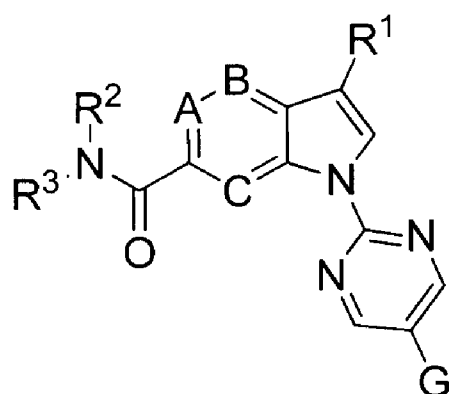
(72) Inventors: **KONETUZKI, Ingo**; Ringstrasse 139, 52078 Aachen (DE). **CRAAN, Tobias**; Altdorfstr. 32, 52066 Aachen (DE). **JAKOB, Florian**; Oppenhoffallee 14 a, 52066 Aachen (DE). **NARDI, Antonio**; Maria Montessori Str. 101, 52134 Herzogenrath (DE). **HESSLINGER, Christian**; Untere Haldenäcker 6, 78357 Zoznegg (DE). **WELBERS, Andre**; Tempelstrasse 75, 50679 Köln (DE).

(81) Designated States (unless otherwise indicated, for every kind of national protection available): AE, AG, AL, AM, AO, AT, AU, AZ, BA, BB, BG, BH, BN, BR, BW, BY, BZ, CA, CH, CL, CN, CO, CR, CU, CZ, DE, DK, DM, DO, DZ, EC, EE, EG, ES, FI, GB, GD, GE, GH, GM, GT, HN, HR, HU, ID, IL, IN, IR, IS, JP, KE, KG, KN, KP, KR, KZ, LA, LC, LK, LR, LS, LU, LY, MA, MD, ME, MG, MK, MN, MW, MX, MY, MZ, NA, NG, NI, NO, NZ, OM, PA, PE, PG, PH, PL, PT, QA, RO, RS, RU, RW, SA, SC, SD, SE, SG, SK, SL, SM, ST, SV, SY, TH, TJ, TM, TN, TR, TT, TZ, UA, UG, US, UZ, VC, VN, ZA, ZM, ZW.

(84) Designated States (unless otherwise indicated, for every kind of regional protection available): ARIPO (BW, GH, GM, KE, LR, LS, MW, MZ, NA, RW, SD, SL, ST, SZ, TZ, UG, ZM, ZW), Eurasian (AM, AZ, BY, KG, KZ, RU, TJ, TM), European (AL, AT, BE, BG, CH, CY, CZ, DE, DK, EE, ES, FI, FR, GB, GR, HR, HU, IE, IS, IT, LT, LU, LV, MC, MK, MT, NL, NO, PL, PT, RO, RS, SE, SI, SK,

[Continued on next page]

(54) Title: NOVEL 2,5-SUBSTITUTED PYRIMIDINES AS PDE INHIBITORS



(I)

(57) Abstract: The invention relates to novel substituted condensed pyrimidine compounds of general formula (I), in which the chemical groupings, substituents and indices are as defined in the description, and to their use as medicaments, in particular as medicaments for the treatment of conditions and diseases that can be treated by inhibition of the PDE4 enzyme.





SM, TR), OAPI (BF, BJ, CF, CG, CI, CM, GA, GN, GQ, GW, KM, ML, MR, NE, SN, TD, TG). **Published:**

— *with international search report (Art. 21(3))*

Declarations under Rule 4.17:

— *as to applicant's entitlement to apply for and be granted a patent (Rule 4.17(ii))*

NOVEL 2,5-SUBSTITUTED PYRIMIDINES AS PDE INHIBITORS

The present invention relates to novel 2,5-substituted pyrimidines and to their use as pharmaceuticals (medicaments).

It is known that certain pyrimidine compounds are suitable for inhibiting specific phosphodiesterases (abbreviated as PDEs). WO 95/01338 A1 describes, for example, that certain PDE inhibitors can be used for treating inflammatory respiratory diseases, dermatoses, and other proliferative, inflammatory and allergic skin diseases. Phosphodiesterases are a group of enzymes encompassing 11 gene families (PDE1-11), which differ inter alia through their affinity to cAMP and cGMP.

The discovery that the second messenger cAMP plays an important role in many inflammatory processes and that PDE4 is strongly expressed in cells that control inflammation processes (see inter alia Schudt, C. et al. (1995). PDE isoenzymes as targets for anti-asthma drugs. *European Respiratory Journal* **8**, 1179-1183), has led to the development of PDE4 inhibitors having an anti-inflammatory effect. One such PDE4 inhibitor having an anti-inflammatory effect is for example roflumilast (known under the trade name Daxas[®]), which is approved as a medicament for the treatment of COPD (chronic obstructive pulmonary disease). It is however known that roflumilast has quite a number of undesired (adverse) side-effects such as for example nausea, diarrhoea and headaches, which side-effects limit the dose in humans.

Undesired side-effects in humans were not only observed with roflumilast but also with other PDE4 inhibitors, so that the therapeutic range (therapeutic window) of such medicaments is relatively narrow. The provision of PDE4 inhibitors having less severe or no adverse side-effects and a better therapeutic window would therefore be desirable.

Phosphodiesterase 4 (PDE4) is cAMP-specific and encompasses 4 different subtypes (PDE4A, PDE4B, PDE4C and PDE4D). As described below, efforts are being made to find subtype-selective PDE4 inhibitors, above all PDE4B-selective inhibitors, that have less severe or no adverse side-effects, such that the therapeutic range of these compounds is increased significantly.

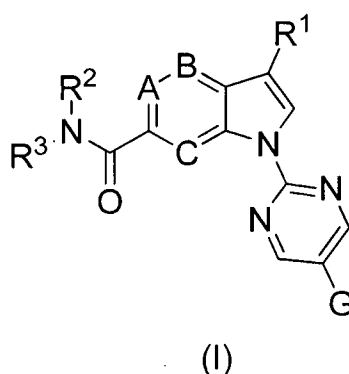
It is known that the inhibition of PDE4D is associated with the occurrence of the undesired adverse side-effects like diarrhoea, vomiting and nausea (cf. Mori, F. et al. (2010). The human area postrema and other nuclei related to the emetic reflex express cAMP phosphodiesterases 4B and 4D. *Journal of Chemical Neuroanatomy* **40**, 36-42; Press, N.J.; Banner K. H (2009). PDE4 inhibitors – A review of the current field. *Progress in Medicinal Chemistry* **47**, 37-74; Robichaud, A. et al. (2002). Deletion of phosphodiesterase 4D in mice shortens α 2-adrenoceptor-mediated anesthesia, a behavioral correlate of emesis. *The Journal of Clinical Investigation* **110**, 1045-52; or Lee et al., (2007). Dynamic regulation of CFTR by competitive interactions of molecular adaptors. *Journal of Biological Chemistry* **282**,

10414-10422); or Gienbycz, M.A. (2002). 4D or not 4D – the emetogenic basis of PDE4 inhibitors uncovered? *Trends in Pharmacological Sciences* **23**, 548).

Based on this knowledge the object of the present invention was to find compounds that are preferably PDE4B-selective (i.e. to find active compounds that with a particular amount of active ingredient inhibit PDE4B subtype but without or only weakly inhibiting the PDE4D subtype). The advantage of such a PDE4B selectivity, as mentioned above, is that various side-effects do not occur or occur only to a small extent and that therefore a greater therapeutic range of the pharmaceutical active ingredient can be obtained. The therapeutic range of a pharmaceutical active ingredient and medicament, respectively, describes the gap between its therapeutic dose and a dose that would lead to a toxic or undesired effect. The greater the therapeutic range, the rarer or more unlikely the occurrence of such toxic or undesired effects and hence the safer and more acceptable the pharmaceutical active ingredient and medicament, respectively. The therapeutic range is often also referred to as the therapeutic window or therapeutic index. These names are used synonymously in the present application.

The inventors now have found 2,5- substituted pyrimidines that display the desired inhibiting and, additionally, a PDE4B-selective property. They are therefore particularly suitable for the treatment of diseases and conditions in which inhibition of the PDE4 enzyme, in particular the PDE4B enzyme, is advantageous.

Therefore, in a first aspect, the invention relates to 2,5-substituted pyrimidines having the following general formula (I)



in which

A, B, C each independently of each other stands for N or CH; preferably A, B, C each stands for CH;

R¹ stands for (C₁-C₆)-alkyl, (C₁-C₆)-hydroxyalkyl, (C₃-C₆)-cycloalkyl, SO_x-(C₁-C₆)-alkyl; preferably R¹ stands for methyl, ethyl, propyl, i-propyl, n-butyl, hydroxymethyl, hydroxyethyl, hydroxypropyl, cyclopropyl, SOCH₃ or SO₂CH₃; more preferably R¹ stands for methyl,

hydroxymethyl, 1-hydroxyethyl, 2-hydroxypropan-2-yl, SOCH₃, SO₂CH₃; even more preferably R¹ stands for 1-hydroxyethyl, 2-hydroxypropan-2-yl, SOCH₃, SO₂CH₃;

x is 0, 1 or 2; preferably x is 1 or 2;

G is an optionally with at least one substituent Y substituted phenyl or 5- or 6-membered heteroaryl which contains at least one oxygen, sulfur or nitrogen atom, whereas the nitrogen atoms present in the heteroaryl can be substituted with R⁴; preferably G stands for optionally with at least one substituent Y substituted phenyl, pyridyl, pyrimidyl, furyl, thiophenyl, oxazolyl, thiazolyl; more preferably G stands for one of the groups G1 to G45 as given herein;

R⁴ is hydrogen, (C₁-C₆)-alkyl, (C₁-C₆)-haloalkyl, CO-(C₁-C₆)-alkyl, SO-(C₁-C₆)-alkyl, SO₂-(C₁-C₆)-alkyl; preferably R⁴ stands for hydrogen or methyl;

Y independently of one another is halogen, OH, CN, SH, (C₁-C₆)-alkyl, (C₂-C₆)-alkenyl, (C₂-C₆)-alkinyl, (C₃-C₆)-cycloalkyl, (C₁-C₆)-alkoxy, (C₁-C₆)-thioalkyl, (C₁-C₆)-haloalkyl, (C₁-C₆)-thiohaloalkyl, (C₁-C₆)-haloalkoxy, CO₂H, CO₂-(C₁-C₆)-alkyl, CHO, CO-(C₁-C₆)-alkyl, OCO-(C₁-C₆)-alkyl, CONH₂, CONH-(C₁-C₆)-alkyl, CON((C₁-C₆)-alkyl)₂, OCO-NH-(C₁-C₆)-alkyl, OCO-N((C₁-C₆)-alkyl)₂, NH₂, NH-(C₁-C₆)-alkyl, N((C₁-C₆)-alkyl)₂, N-pyrrolidinyl, N-piperidinyl, N-morpholinyl, NH-CO-(C₁-C₆)-alkyl, NH-CO₂-(C₁-C₆)-alkyl, N-(C₁-C₆)-alkyl-CO₂-(C₁-C₆)-alkyl, NH-CO-NH₂, NH-CO-NH-(C₁-C₆)-alkyl, NH-CO-N-(C₁-C₆)-alkyl)₂, N-(C₁-C₆)-alkyl-CO-NH₂, N-(C₁-C₆)-alkyl-CO-NH-(C₁-C₆)-alkyl, N-(C₁-C₆)-alkyl-CO-N((C₁-C₆)-alkyl)₂, NH-SO₂-(C₁-C₆)-alkyl, N-(C₁-C₆)-alkyl-SO₂-(C₁-C₆)-alkyl, S-(C₁-C₆)-alkyl, SO-(C₁-C₆)-alkyl, SO₂-(C₁-C₆)-alkyl, SO₂H, SO₂OH, SO₂NH₂, SO₂NH-(C₁-C₆)-alkyl, SO₂N((C₁-C₆)-alkyl)₂, C(=N)-NH, NHC(=N)-NH₂, -N=C=O, -S-CN, wherein the aforementioned alkyl chains may be substituted with at least one of the following substituents OH, CN, (C₃-C₆)-cycloalkyl, (C₁-C₆)-alkoxy, CO₂H, CO₂-(C₁-C₆)-alkyl or -NH₂; preferably Y independently of one another is halogen, CN, OH, NH₂, N((C₁-C₄)-alkyl)₂, CONH₂, (C₁-C₄)-alkyl, (C₁-C₄)-alkoxy, (C₃-C₆)-cycloalkyl; more preferably Y independently of one another is F, Cl, CN, OH, NH₂, N(CH₃)₂, CONH₂, CH₃, CH₂CH₃, OCH₃, OCH₂CH₃, cyclopropyl;

R² and R³ independently of one another stand for hydrogen or optionally substituted (C₁-C₆)-alkyl, (C₁-C₆)-haloalkyl, (C₁-C₆)-hydroxyalkyl, (C₁-C₆)-alkoxy(C₁-C₆)-alkyl, (C₁-C₆)-alkyl-CO₂H, (C₁-C₆)-alkyl-CO₂-(C₁-C₆)-alkyl, (C₁-C₆)-alkyl-CONH₂, (C₁-C₆)-alkyl-CONH-(C₁-C₆)-alkyl, (C₁-C₆)-alkyl-CON((C₁-C₆)-alkyl)₂, (C₁-C₆)-alkyl-(C₃-C₆)-cycloalkyl, (C₁-C₆)-hydroxyalkyl-(C₃-C₆)-cycloalkyl, a group L¹V, a group L²W, or

R² and R³ together with the nitrogen atom to which they are attached form an optionally with at least one substituent X^Q substituted 3- to 12-membered mono- or bicyclic heteroaliphatic residue Q

which may additionally contain at least one oxygen, sulfur or further nitrogen atom, whereas these one or more additional nitrogen atoms are substituted with R⁵;

X^Q independently of each other stand for =O (carbonyl), halogen, OH, CN, SH, (C₁-C₆)-alkyl, (C₁-C₆)-hydroxyalkyl, (C₁-C₆)-cyanoalkyl, (C₂-C₆)-alkenyl, (C₂-C₆)-alkinyl, (C₃-C₆)-cycloalkyl, (C₁-C₆)-alkoxy, (C₁-C₆)-alkoxy(C₁-C₆)-alkylen, (C₁-C₆)-thioalkyl, (C₁-C₆)-haloalkyl, (C₁-C₆)-thiohaloalkyl, (C₁-C₆)-haloalkoxy, -NH₂, NH(C₁-C₆)-alkyl, N((C₁-C₆)-alkyl)₂, (C₁-C₆)-alkylen-NH(C₁-C₆)-alkyl, (C₁-C₆)-alkylen-N((C₁-C₆)-alkyl)₂, NH-CHO, NH-CO(C₁-C₆)-alkyl, N(C₁-C₆)-alkyl-CO(C₁-C₆)-alkyl, NH-CO-O(C₁-C₆)-alkyl, N(C₁-C₆)-alkyl-CO-O(C₁-C₆)-alkyl, NH-CO-NH₂, NH-CO-NH(C₁-C₆)-alkyl, NH-CO-N((C₁-C₆)-alkyl)₂, N(C₁-C₆)-alkyl-CO-NH₂, N(C₁-C₆)-alkyl-CO-NH(C₁-C₆)-alkyl, N(C₁-C₆)-alkyl-CO-N((C₁-C₆)-alkyl)₂, NH-SO₂-(C₁-C₆)-alkyl, N(C₁-C₆)-alkyl-SO₂-(C₁-C₆)-alkyl, CO₂H, CO₂(C₁-C₆)-alkyl, CHO, CO(C₁-C₆)-alkyl, O-CO(C₁-C₆)-alkyl, CO-NH₂, CO-NH(C₁-C₆)-alkyl, CO-N((C₁-C₆)-alkyl)₂, O-CO-NH(C₁-C₆)-alkyl, O-CO-N((C₁-C₆)-alkyl)₂, S-(C₁-C₆)-alkyl, SO(C₁-C₆)-alkyl, SO₂-(C₁-C₆)-alkyl, SOOH, SO₂OH, SO₂NH₂, SO₂NH(C₁-C₆)-alkyl, SO₂N((C₁-C₆)-alkyl)₂, C(=N)-NH, NHC(=N)-NH₂, -N=C=O, -S-CN, wherein the aforementioned alkyl chains may be substituted with at least one of the following substituents OH, CN, (C₃-C₆)-cycloalkyl, (C₁-C₆)-alkoxy, CO₂H, CO₂(C₁-C₆)-alkyl or -NH₂; preferably X^Q independently of each other stands for carbonyl (=O), F, Cl, CN, NH₂, OH, SH, CH₃, CH₂CH₃, OCH₃, OCH₂CH₃, SCH₃, SCH₂CH₃, CH₂OCH₃, CH₂OH, CH₂CH₂OH, CH₂CN, CH₂CH₂CN, cyclopropyl, N(CH₃)₂, CH₂NH(CH₃), CF₃, CHF₂, CH₂F, SCF₃, SCF₂H, SCFH₂, OCF₃, OCF₂H, and OCFH₂; more preferably for (=O), NH₂, OH, CH₃, CH₂CH₃, OCH₃, OCH₂CH₃, CH₂OCH₃, CH₂OH, CH₂CH₂OH, CH₂CN, CH₂CH₂CN, N(CH₃)₂, CH₂NH(CH₃); most preferably X^Q independently of each other stands for (=O), NH₂, OH, CH₃, OCH₃, CH₂OCH₃, and CH₂OH;

R⁵ is hydrogen, (C₁-C₆)-alkyl, (C₁-C₆)-haloalkyl, CO-(C₁-C₆)-alkyl, SO-(C₁-C₆)-alkyl, SO₂-(C₁-C₆)-alkyl; preferably R⁵ is for hydrogen, methyl or ethyl;

preferably R² and R³ independently of one another stand for hydrogen, (C₁-C₄)-alkyl, (C₁-C₄)-hydroxyalkyl, (C₁-C₄)-alkoxy(C₁-C₄)-alkylen, (C₁-C₄)-alkylen-CO₂H, (C₁-C₄)-alkylen-CO₂(C₁-C₄)-alkyl, (C₁-C₄)-alkylen-CONH₂, (C₁-C₄)-alkylen-CONH(C₁-C₂)-alkyl, (C₁-C₄)-alkylen-CON((C₁-C₂)-alkyl)₂, (C₁-C₄)-alkylen-(C₃-C₆)-cycloalkyl, (C₁-C₄)-hydroxyalkyl-(C₃-C₆)-cycloalkylen, a group L¹V, a group L²W, or R² and R³ together with the nitrogen atom to which they are attached form one of the groups Q1 to Q27 as given herein;

more preferably R² and R³ independently of each other stand for H, CH₃, CH₂-cyclopropyl, 2-hydroxypropyl, hydroxyethyl, 2-methoxyethyl, 1-hydroxymethylcyclopropyl, 2-hydroxy-2-methylpropyl, CH₂CO₂H, CH₂CONH₂, CH₂CO₂CH₃, L¹V1, L¹V2, L¹V7, L¹V12, or R² and R³

together with the nitrogen atom to which they are attached form one of the groups Q6, Q10, Q17, Q18, Q19, Q20, Q21, Q22, Q24 and Q25 as given herein;

- L^1 is a bond or a branched or straight-chain optionally substituted (C_1 - C_6)-alkylene group connected to the amide nitrogen; preferably L^1 is a bond, or a branched or straight-chain optionally substituted (C_1 - C_4)-alkylene; more preferably L^1 is a bond or a methylene or ethylene group;
- V is an optionally with at least one substituent X^V substituted 3- to 12-membered (**preferably** 3- to 8-membered) mono- or bicyclic aliphatic or heteroaliphatic residue, whereas if one or more nitrogen atoms are present in the mono- or bicyclic heteroaliphatic residue, then at least one of these nitrogen atoms is substituted with R^6 ;
- X^V independently of each other stand for =O (carbonyl), halogen, OH, CN, SH, (C_1 - C_6)-alkyl, (C_1 - C_6)-hydroxyalkyl, (C_1 - C_6)-cyanoalkyl, (C_2 - C_6)-alkenyl, (C_2 - C_6)-alkinyl, (C_3 - C_6)-cycloalkyl, (C_1 - C_6)-alkoxy, (C_1 - C_6)-alkoxy(C_1 - C_6)-alkylen, (C_1 - C_6)-thioalkyl, (C_1 - C_6)-haloalkyl, (C_1 - C_6)-thiohaloalkyl, (C_1 - C_6)-haloalkoxy, $-NH_2$, $NH(C_1-C_6)$ -alkyl, $N((C_1-C_6)$ -alkyl) $_2$, (C_1 - C_6)-alkylen- $NH(C_1-C_6)$ -alkyl, (C_1 - C_6)-alkylen- $N((C_1-C_6)$ -alkyl) $_2$ $NH-CHO$, $NH-CO(C_1-C_6)$ -alkyl, $N(C_1-C_6)$ -alkyl- $CO(C_1-C_6)$ -alkyl, $NH-CO-O(C_1-C_6)$ -alkyl, $N(C_1-C_6)$ -alkyl- $CO-O(C_1-C_6)$ -alkyl, $NH-CO-NH_2$, $NH-CO-NH(C_1-C_6)$ -alkyl, $NH-CO-N((C_1-C_6)$ -alkyl) $_2$, $N(C_1-C_6)$ -alkyl- $CO-NH_2$, $N(C_1-C_6)$ -alkyl- $CO-NH(C_1-C_6)$ -alkyl, $N(C_1-C_6)$ -alkyl- $CO-N((C_1-C_6)$ -alkyl) $_2$, $NH-SO_2-(C_1-C_6)$ -alkyl, $N(C_1-C_6)$ -alkyl- $SO_2-(C_1-C_6)$ -alkyl, CO_2H , $CO_2(C_1-C_6)$ -alkyl, CHO , $CO(C_1-C_6)$ -alkyl, $O-CO(C_1-C_6)$ -alkyl, $CO-NH_2$, $CO-NH(C_1-C_6)$ -alkyl, $CO-N((C_1-C_6)$ -alkyl) $_2$, $O-CO-NH(C_1-C_6)$ -alkyl, $O-CO-N((C_1-C_6)$ -alkyl) $_2$, $S-(C_1-C_6)$ -alkyl, $SO(C_1-C_6)$ -alkyl, $SO_2-(C_1-C_6)$ -alkyl, $SOOH$, SO_2OH , SO_2NH_2 , $SO_2NH(C_1-C_6)$ -alkyl, $SO_2N((C_1-C_6)$ -alkyl) $_2$, $C(=N)-NH$, $NHC(=N)-NH_2$, $-N=C=O$, $-S-CN$, wherein the aforementioned alkyl chains may be substituted with at least one of the following substituents OH, CN, (C_3 - C_6)-cycloalkyl, (C_1 - C_6)-alkoxy, CO_2H , $CO_2(C_1-C_6)$ -alkyl or $-NH_2$; preferably X^V independently of each other stands for carbonyl (=O), F, Cl, CN, NH_2 , OH, SH, CH_3 , CH_2CH_3 , OCH_3 , OCH_2CH_3 , SCH_3 , SCH_2CH_3 , CH_2OCH_3 , CH_2OH , CH_2CH_2OH , CH_2CN , CH_2CH_2CN , cyclopropyl, $N(CH_3)_2$, $CH_2NH(CH_3)$, CF_3 , CHF_2 , CH_2F , SCF_3 , SCF_2H , $SCFH_2$, OCF_3 , OCF_2H , and $OCFH_2$; more preferably for (=O), NH_2 , OH, CH_3 , CH_2CH_3 , OCH_3 , OCH_2CH_3 , CH_2OCH_3 , CH_2OH , CH_2CH_2OH , CH_2CN , CH_2CH_2CN , $N(CH_3)_2$, $CH_2NH(CH_3)$; most preferably X^V independently of each other stands for (=O), NH_2 , OH, CH_3 , OCH_3 , CH_2OCH_3 , and CH_2OH ;
- R^6 is hydrogen, (C_1 - C_6)-alkyl, (C_1 - C_6)-haloalkyl, $CO-(C_1-C_6)$ -alkyl, $SO(C_1-C_6)$ -alkyl, $SO_2(C_1-C_6)$ -alkyl; preferably R^6 is hydrogen, methyl or ethyl;

-6-

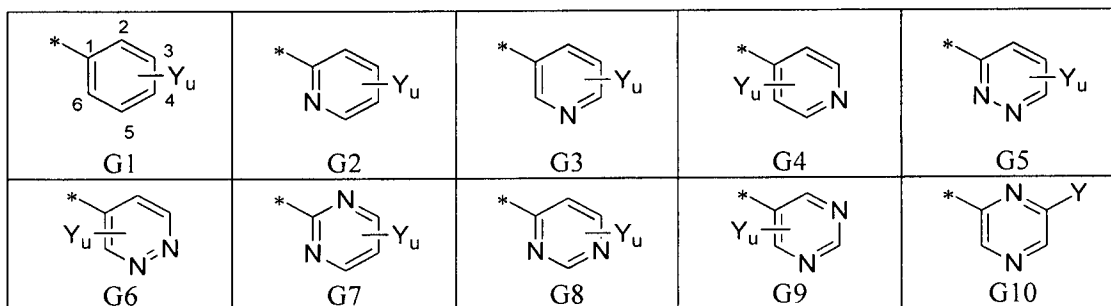
L^2 is a bond or a branched or straight-chain optionally substituted (C_1 - C_6)-alkylene group connected to the amide nitrogen; preferably L^2 is a bond, or a branched or straight-chain optionally substituted (C_1 - C_4)-alkylene; more preferably L^2 is a bond or a methylene or ethylene group;

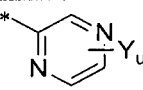
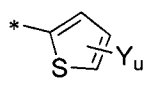
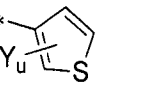
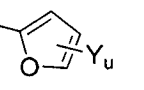
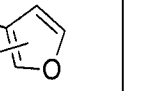
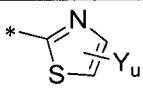
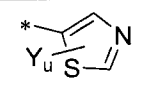
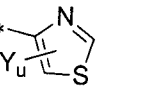
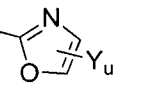
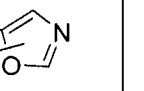
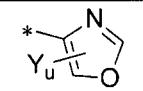
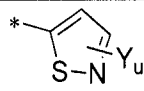
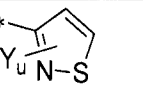
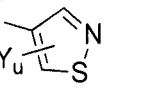
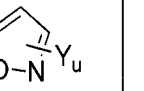
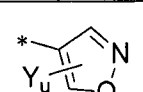
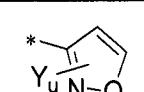
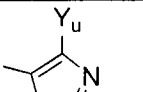
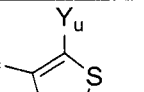
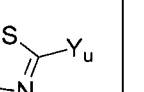
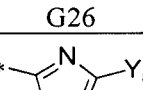
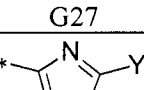
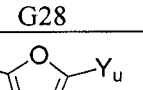
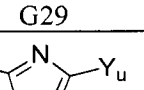
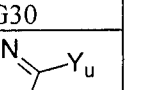
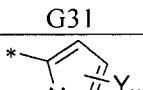
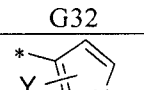
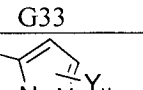
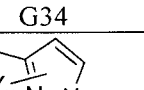
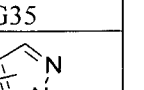
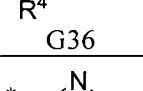
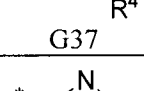
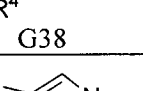
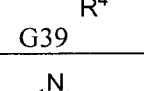
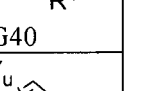
W is an optionally with at least one substituent Z substituted phenyl or 5- or 6-membered heteroaryl which contains at least one oxygen, sulfur or nitrogen atom; W preferably stands for optionally with at least one substituent Z substituted phenyl, pyridyl, pyrimidyl, furyl; and

Z independently of each other stand for halogen, OH, CN, SH, (C_1 - C_6)-alkyl, (C_2 - C_6)-alkenyl, (C_2 - C_6)-alkinyl, (C_3 - C_6)-cycloalkyl, (C_1 - C_6)-alkoxy, (C_1 - C_6)-thioalkyl, (C_1 - C_6)-haloalkyl (C_1 - C_6)-thiohaloalkyl, (C_1 - C_6)-haloalkoxy, $-NH_2$, $NH(C_1-C_6)$ -alkyl, $N((C_1-C_6)$ -alkyl) $_2$, N-pyrrolidinyl, N-piperidinyl, N-morpholinyl, $NH-CHO$, $NH-CO(C_1-C_6)$ -alkyl, $N(C_1-C_6)$ -alkyl- $CO(C_1-C_6)$ -alkyl, $NH-CO_2(C_1-C_6)$ -alkyl, $N(C_1-C_6)$ -alkyl- $CO_2(C_1-C_6)$ -alkyl, $NH-CO-NH_2$, $NH-CO-NH(C_1-C_6)$ -alkyl, $NH-CO-N((C_1-C_6)$ -alkyl) $_2$, $N(C_1-C_6)$ -alkyl- $CO-NH_2$, $N(C_1-C_6)$ -alkyl- $CO-NH(C_1-C_6)$ -alkyl, $N(C_1-C_6)$ -alkyl- $CO-N((C_1-C_6)$ -alkyl) $_2$, $NH-SO_2-(C_1-C_6)$ -alkyl, $N(C_1-C_6)$ -alkyl- $SO_2-(C_1-C_6)$ -alkyl, CO_2H , $CO_2(C_1-C_6)$ -alkyl, CHO , $CO(C_1-C_6)$ -alkyl, $O-CO(C_1-C_6)$ -alkyl, $CO-NH_2$, $CO-NH(C_1-C_6)$ -alkyl, $CO-N((C_1-C_6)$ -alkyl) $_2$, $O-CO-NH(C_1-C_6)$ -alkyl, $O-CO-N((C_1-C_6)$ -alkyl) $_2$, $S-(C_1-C_6)$ -alkyl, $SO(C_1-C_6)$ -alkyl, $SO_2-(C_1-C_6)$ -alkyl, SO_2H , SO_2OH , SO_2NH_2 , $SO_2NH(C_1-C_6)$ -alkyl, $SO_2N((C_1-C_6)$ -alkyl) $_2$, $C(=N)-NH$, $NHC(=N)-NH_2$, $-N=C=O$, $-S-CN$, wherein the aforementioned alkyl chains may be substituted with at least one of the following substituents OH, CN, (C_3 - C_6)-cycloalkyl, (C_1 - C_6)-alkoxy, CO_2H , $CO_2(C_1-C_6)$ -alkyl or $-NH_2$; preferably Z independently of each other stands halogen, for carbonyl ($=O$), F, Cl, CN, NH_2 , OH, SH, CH_3 , CH_2CH_3 , OCH_3 , OCH_2CH_3 , SCH_3 , SCH_2CH_3 , CH_2OCH_3 , CH_2OH , CH_2CH_2OH , CH_2CN , CH_2CH_2CN , cyclopropyl, $N(CH_3)_2$, $CH_2NH(CH_3)$, CF_3 , CHF_2 , CH_2F , SCF_3 , SCF_2H , $SCFH_2$, OCF_3 , OCF_2H , $OCFH_2$, more preferably for ($=O$), NH_2 , OH, CH_3 , CH_2CH_3 , OCH_3 , OCH_2CH_3 , CH_2OCH_3 , CH_2OH , CH_2CH_2OH , CH_2CN , CH_2CH_2CN , $N(CH_3)_2$, $CH_2NH(CH_3)$.

Moreover, in the context of the invention the following groupings (groups or residues) and indices are preferred:

G preferably stands for optionally with at least one substituent Y substituted phenyl, pyridyl, pyrimidyl, furyl, thiophenyl, oxazolyl, thiazolyl, or for one of the following groups G1 to G45



 G11	 G12	 G13	 G14	 G15
 G16	 G17	 G18	 G19	 G20
 G21	 G22	 G23	 G24	 G25
 G26	 G27	 G28	 G29	 G30
 G31	 G32	 G33	 G34	 G35
 G36	 G37	 G38	 G39	 G40
 G41	 G42	 G43	 G44	 G45

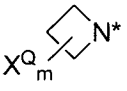
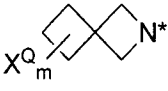
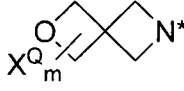
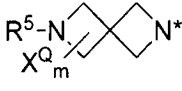
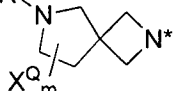
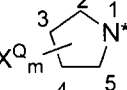
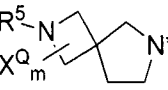
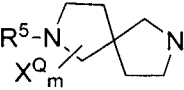
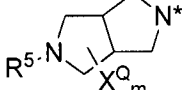
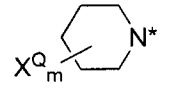
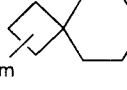
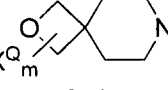
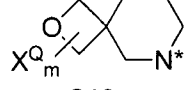
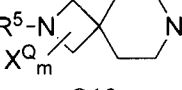
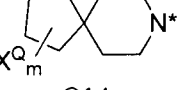
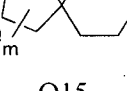
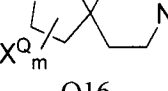
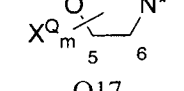
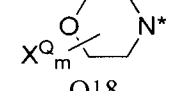
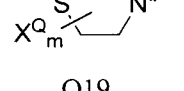
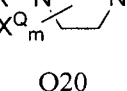
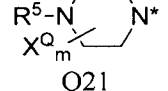
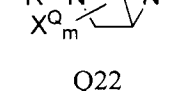
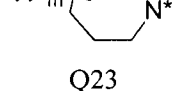
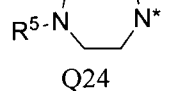
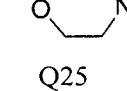
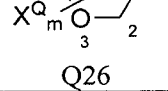
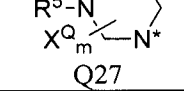
wherein the site marked with an asterisk (*) indicates the binding site to the position 4 of the pyrimidine ring and wherein R^4 and Y are as defined above and u is 0, 1, 2, 3 or 4 (preferably u is 0, or 1);

G more preferably stands for one of the following groups G1, G2, G3, G4, G5, G12, G13, G16, or G17; G most preferably stands for G1, G2, G3, G4 or G5.

R^2 and R^3 preferably and independently of one another stand for hydrogen, (C_1-C_4) -alkyl, (C_1-C_4) -hydroxyalkyl, (C_1-C_4) -alkoxy (C_1-C_4) -alkyl, (C_1-C_4) -alkyl- CO_2H , (C_1-C_4) -alkyl- $CO_2(C_1-C_4)$ -alkyl, (C_1-C_4) -alkyl- $CONH_2$, (C_1-C_4) -alkyl- $CONH(C_1-C_2)$ -alkyl, (C_1-C_4) -alkyl- $CON((C_1-C_2)$ -alkyl) $_2$, (C_1-C_4) -alkyl- (C_3-C_6) -cycloalkyl, (C_1-C_4) -hydroxyalkyl- (C_3-C_6) -cycloalkyl, a group L^1V , a group L^2W , or

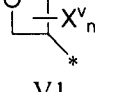
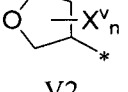
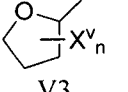
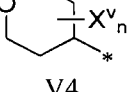
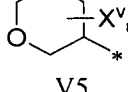
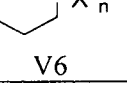
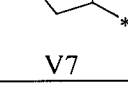
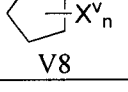
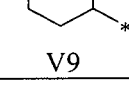
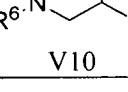
if R^2 and R^3 together with the nitrogen atom to which they are attached form an optionally with at least one substituent X^Q substituted 3- to 12-membered mono- or bicyclic heteroaliphatic residue Q which may additionally contain at least one oxygen, sulfur or further nitrogen atom, whereas these one or more additional nitrogen atoms are substituted with R^5 , then the following groups Q1 to Q27 are preferred; more preferably Q stands for one of the following groups Q6, Q10, Q17,

Q18, Q19, Q20, Q21, Q22, Q24, and Q25; most preferably for the groups Q6, Q10, Q17, Q20, Q21, Q22, Q24 and Q25; particularly most preferably for Q17;

				
Q1	Q2	Q3	Q4	Q5
				
Q6	Q7	Q8	Q9	Q10
				
Q11	Q12	Q12a	Q13	Q14
				
Q15	Q16	Q17	Q18	Q19
				
Q20	Q21	Q22	Q23	Q24
				
Q25	Q26	Q27		

whereas the nitrogen atom marked with the asterisk (*) is bound to the carbonyl carbon atom; and wherein R^5 and X^Q are as defined herein and m is 0, 1, 2, 3 or 4 (preferably m is 0, 1, or 2).

If one or both of R^2 and R^3 stand for a group L^1V with L^1 being a branched or straight-chain optionally substituted (C_1-C_6) - or (C_1-C_4) -alkylene group, then V preferably stands for one of the following groups V1 to V40; more preferably for one of the groups V1, V2, V3, V4, V6, V7, V8, V11, V12, V14, V18, V19, V20, V21, V22, V24, V27, V28, V29, V30, V31, V34, V37, V40; most preferably for V1, V2, V7 or V12.

				
V1	V2	V3	V4	V5
				
V6	V7	V8	V9	V10

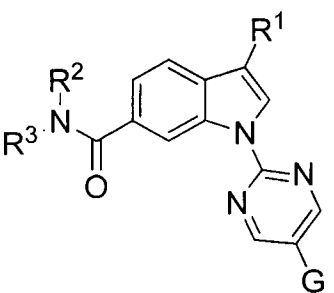
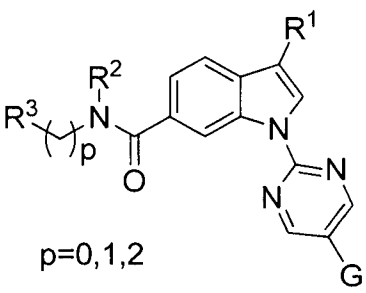
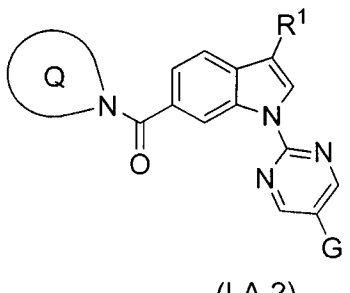
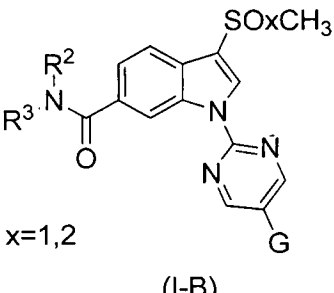
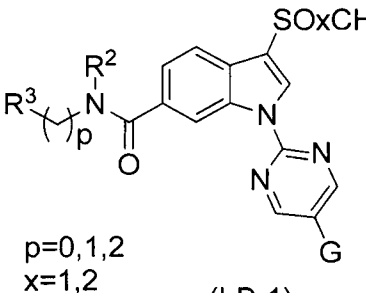
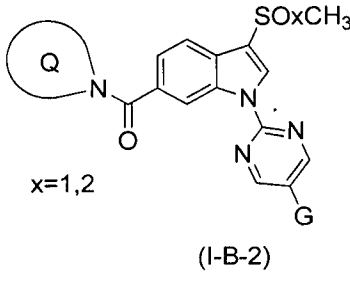
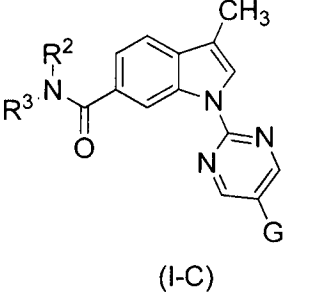
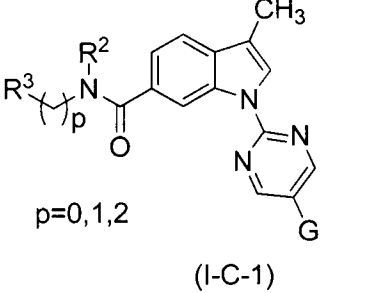
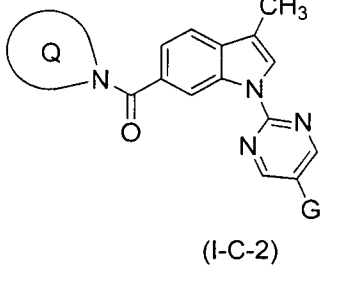
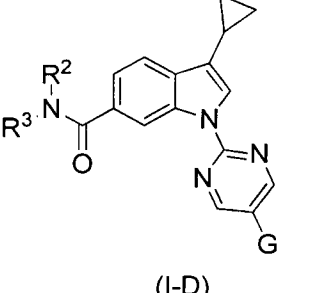
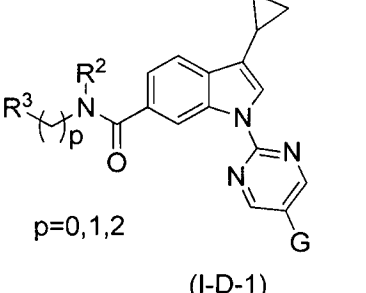
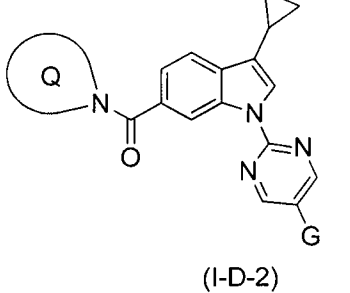
V11	V12	V13	V14	V15
V16	V17	V18	V19	V20
V21	V22	V23	V24	V25
V26	V27	V28	V29	V30
V31	V32	V33	V34	V35
V36	V37	V38	V39	V40

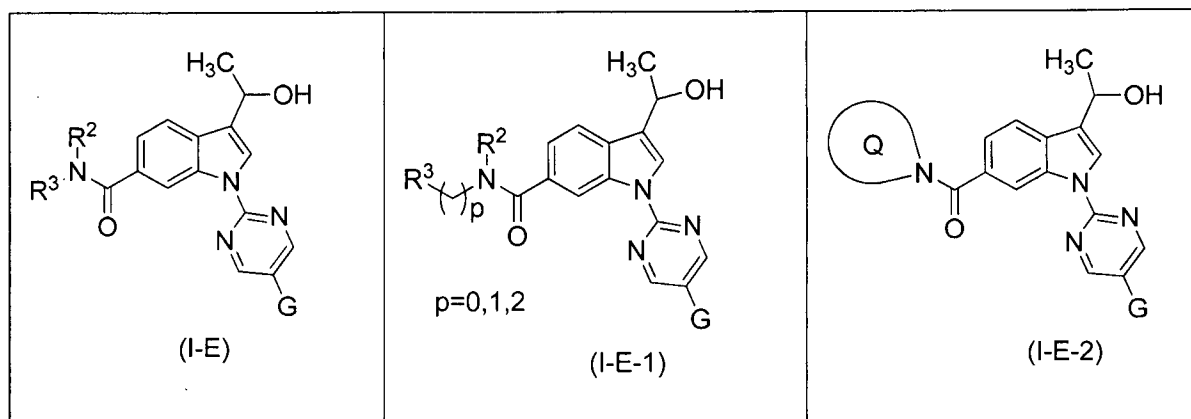
wherein the site marked with an asterisk (*) indicates the binding site to L^1 ; and wherein R^6 and X^v are as defined herein and n is 0, 1, 2, 3 or 4 (preferably n is 0, 1 or 2).

If one or both of R^2 and R^3 stand for a group L^1V with L^1 being a bond, then V is preferably selected from one of the before mentioned groups V1, V2, V4, V5, V7, V9, V10, V12, V13, V15 to V17, V23, V25, V26, V31 to V36, V38, preferably, for V1, V2, V4, V7, V9, V12, V13, V34, V38; most preferably for V1, V2, V7 or V12.

Compound of formula (I) are preferred which are defined as given herein and wherein A, B and C each stands for CH; or one of A, B or C stands for N while the other groupings stand for CH.

According to the invention, compounds are preferred having the following formula (I-A), (I-A-1), (I-A-2), (I-B), (I-B-1), (I-B-2), (I-C), (I-C-1), (I-C-2), (I-D), (I-D-1), (I-D-2), (I-E), (I-E-1), (I-E-2)

 <p>(I-A)</p>	 <p>$p=0,1,2$ (I-A-1)</p>	 <p>(I-A-2)</p>
 <p>$x=1,2$ (I-B)</p>	 <p>$p=0,1,2$ $x=1,2$ (I-B-1)</p>	 <p>$x=1,2$ (I-B-2)</p>
 <p>(I-C)</p>	 <p>$p=0,1,2$ (I-C-1)</p>	 <p>(I-C-2)</p>
 <p>(I-D)</p>	 <p>$p=0,1,2$ (I-D-1)</p>	 <p>(I-D-2)</p>



In an [embodiment A] the invention relates to compounds having one of the formulae (I-A), (I-A-1), (I-A-2) wherein R^1 stands for methyl, hydroxymethyl, 1-hydroxyethyl, 2-hydroxypropan-2-yl, $SOCH_3$, SO_2CH_3 and wherein all other groups and indices are as defined in the context of the compound of general formula (I).

In an [embodiment A-1] the invention relates to compounds having one of the formulae (I-A), (I-A-1), (I-A-2) wherein G stands for G1, G2, G3, G4, G5, G12, G13, G16, and G17, preferably wherein G stands for G1, G2, G3, G4 or G5 which groups G are unsubstituted or substituted with one, two or three substituents Y which are independently of each other selected among F, Cl, CN, OH, NH_2 , $N(CH_3)_2$, $CONH_2$, CH_3 , CH_2CH_3 , OCH_3 , OCH_2CH_3 and cyclopropyl, preferably selected among F, Cl, CH_3 , CH_2CH_3 , OCH_3 , OCH_2CH_3 and cyclopropyl, and wherein all other groups and indices are as defined in the context of the compound of general formula (I).

In an [embodiment A-2] the invention relates to compounds according to [embodiment A] or [embodiment A-1] having the formula (I-A-2), wherein Q is selected from Q6, Q10, Q17, Q18, Q19, Q20, Q21, Q22, Q24, and Q25; most preferably for the groups Q6, Q10, Q17, Q20, Q21, Q22, Q24 and Q25 and which groups Q are unsubstituted or substituted with one, two or three substituents X^Q which are independently of each other selected among more preferably from $(=O)$, NH_2 , OH, CH_3 , CH_2CH_3 , OCH_3 , OCH_2CH_3 , CH_2OCH_3 , CH_2OH , CH_2CH_2OH , CH_2CN , CH_2CH_2CN , $N(CH_3)_2$, $CH_2NH(CH_3)$, preferably selected among $(=O)$, NH_2 , OH, CH_3 , OCH_3 , CH_2OCH_3 and CH_2OH ; R^5 is H, methyl or ethyl, and wherein all other groups and indices are as defined in the context of the compound of general formula (I).

In an [embodiment A-3] the invention relates to compounds according to [embodiment A] or [embodiment A-1] having the formula (I-A) or (I-A-1) with p being 1, wherein R^2 and R^3 independently of each other stand for H, CH_3 , CH_2 -cyclopropyl, 2-hydroxypropyl, hydroxyethyl, 2-methoxyethyl, 1-hydroxymethylcyclopropyl, 2-hydroxy-2-methylpropyl, CH_2CO_2H , CH_2CONH_2 , $CH_2CO_2CH_3$, V1, V2, V12, V7, and wherein all other groups and indices are as defined in the context of the compound of general formula (I).

In an [embodiment B] the invention relates to compounds having one of the formulae (I-B), (I-B-1), (I-B-2) with x being 1 or 2 wherein G stands for G1, G2, G3, G4, G5, G12, G13, G16, and G17, preferably wherein G stands for G1, G2, G3, G4 or G5 which groups G are unsubstituted or substituted with one, two or three substituents Y which are independently of each other selected among F, Cl, CN, OH, NH₂, N(CH₃)₂, CONH₂, CH₃, CH₂CH₃, OCH₃, OCH₂CH₃ and cyclopropyl, preferably selected among F, Cl, CH₃, CH₂CH₃, OCH₃, OCH₂CH₃ and cyclopropyl and wherein all other groups and indices are as defined in the context of the compound of general formula (I).

In an [embodiment B-1] the invention relates to compounds according to [embodiment B] having the formula (I-B-2), wherein Q is selected from Q6, Q10, Q17, Q18, Q19, Q20, Q21, Q22, Q24, and Q25; most preferably for the groups Q6, Q10, Q17, Q20, Q21, Q22, Q24 and Q25 and which groups Q are unsubstituted or substituted with one, two or three substituents X^Q which are independently of each other selected among more preferably from (=O), NH₂, OH, CH₃, CH₂CH₃, OCH₃, OCH₂CH₃, CH₂OCH₃, CH₂OH, CH₂CH₂OH, CH₂CN, CH₂CH₂CN, N(CH₃)₂, CH₂NH(CH₃), preferably selected among (=O), NH₂, OH, CH₃, OCH₃, CH₂OCH₃ and CH₂OH; R⁵ is H, methyl or ethyl, and wherein all other groups and indices are as defined in the context of the compound of general formula (I).

In an [embodiment B-2] the invention relates to compounds according to [embodiment B] having the formula (I-B) or (I-B-1) with p being 1, wherein R² and R³ independently of each other stand for H, CH₃, CH₂-cyclopropyl, 2-hydroxypropyl, hydroxyethyl, 2-methoxyethyl, 1-hydroxymethylcyclopropyl, 2-hydroxy-2-methylpropyl, CH₂CO₂H, CH₂CONH₂, CH₂CO₂CH₃, V1, V2, V12, V7, and wherein all other groups and indices are as defined in the context of the compound of general formula (I).

In an [embodiment C] the invention relates to compounds having one of the formulae (I-C), (I-C-1), (I-C-2) wherein G stands for G1, G2, G3, G4, G5, G12, G13, G16, and G17, preferably wherein G stands for G1, G2, G3, G4 or G5 which groups G are unsubstituted or substituted with one, two or three substituents Y which are independently of each other selected among F, Cl, CN, OH, NH₂, N(CH₃)₂, CONH₂, CH₃, CH₂CH₃, OCH₃, OCH₂CH₃ and cyclopropyl, preferably selected among F, Cl, CH₃, CH₂CH₃, OCH₃, OCH₂CH₃ and cyclopropyl, and wherein all other groups and indices are as defined in the context of the compound of general formula (I).

In an [embodiment C-1] the invention relates to compounds according to [embodiment C] having the formula (I-C-2), wherein Q is selected from Q6, Q10, Q17, Q18, Q19, Q20, Q21, Q22, Q24, and Q25; most preferably for the groups Q6, Q10, Q17, Q20, Q21, Q22, Q24 and Q25 and which groups Q are unsubstituted or substituted with one, two or three substituents X^Q which are independently of each other selected among more preferably from (=O), NH₂, OH, CH₃, CH₂CH₃, OCH₃, OCH₂CH₃, CH₂OCH₃, CH₂OH, CH₂CH₂OH, CH₂CN, CH₂CH₂CN, N(CH₃)₂, CH₂NH(CH₃), preferably selected among (=O), NH₂, OH, CH₃, OCH₃, CH₂OCH₃ and CH₂OH; R⁵ is H, methyl or ethyl, and wherein all other groups and indices are as defined in the context of the compound of general formula (I).

In an [embodiment C-2] the invention relates to compounds according to [embodiment C] having the formula (I-C) or (I-C-1) with p being 1, wherein R^2 and R^3 independently of each other stand for H, CH_3 , CH_2 -cyclopropyl, 2-hydroxypropyl, hydroxyethyl, 2-methoxyethyl, 1-hydroxymethylcyclopropyl, 2-hydroxy-2-methylpropyl, CH_2CO_2H , CH_2CONH_2 , $CH_2CO_2CH_3$, V1, V2, V12, V7, and wherein all other groups and indices are as defined in the context of the compound of general formula (I).

In an [embodiment D] the invention relates to compounds having one of the formulae (I-D), (I-D-1), (I-D-2) wherein G stands for G1, G2, G3, G4, G5, G12, G13, G16, and G17, preferably wherein G stands for G1, G2, G3, G4 or G5 which groups G are unsubstituted or substituted with one, two or three substituents Y which are independently of each other selected among F, Cl, CN, OH, NH_2 , $N(CH_3)_2$, $CONH_2$, CH_3 , CH_2CH_3 , OCH_3 , OCH_2CH_3 and cyclopropyl, preferably selected among F, Cl, CH_3 , CH_2CH_3 , OCH_3 , OCH_2CH_3 and cyclopropyl, and wherein all other groups and indices are as defined in the context of the compound of general formula (I).

In an [embodiment D-1] the invention relates to compounds according to [embodiment D] having the formula (I-D-2), wherein Q is selected from Q6, Q10, Q17, Q18, Q19, Q20, Q21, Q22, Q24, and Q25; most preferably for the groups Q6, Q10, Q17, Q20, Q21, Q22, Q24 and Q25 and which groups Q are unsubstituted or substituted with one, two or three substituents X^Q which are independently of each other selected among more preferably from ($=O$), NH_2 , OH, CH_3 , CH_2CH_3 , OCH_3 , OCH_2CH_3 , CH_2OCH_3 , CH_2OH , CH_2CH_2OH , CH_2CN , CH_2CH_2CN , $N(CH_3)_2$, $CH_2NH(CH_3)$, preferably selected among ($=O$), NH_2 , OH, CH_3 , OCH_3 , CH_2OCH_3 and CH_2OH ; R^5 is H, methyl or ethyl, and wherein all other groups and indices are as defined in the context of the compound of general formula (I).

In an [embodiment D-2] the invention relates to compounds according to [embodiment D] having the formula (I-D) or (I-D-1) with p being 1, wherein R^2 and R^3 independently of each other stand for H, CH_3 , CH_2 -cyclopropyl, 2-hydroxypropyl, hydroxyethyl, 2-methoxyethyl, 1-hydroxymethylcyclopropyl, 2-hydroxy-2-methylpropyl, CH_2CO_2H , CH_2CONH_2 , $CH_2CO_2CH_3$, V1, V2, V12, V7, and wherein all other groups and indices are as defined in the context of the compound of general formula (I).

In an [embodiment E] the invention relates to compounds having one of the formulae (I-E), (I-E-1), (I-E-2) wherein G stands for G1, G2, G3, G4, G5, G12, G13, G16, and G17, preferably wherein G stands for G1, G2, G3, G4 or G5 which groups G are unsubstituted or substituted with one, two or three substituents Y which are independently of each other selected among F, Cl, CN, OH, NH_2 , $N(CH_3)_2$, $CONH_2$, CH_3 , CH_2CH_3 , OCH_3 , OCH_2CH_3 and cyclopropyl, preferably selected among F, Cl, CH_3 , CH_2CH_3 , OCH_3 , OCH_2CH_3 and and wherein all other groups and indices are as defined in the context of the compound of general formula (I).

In an [embodiment E-1] the invention relates to compounds according to [embodiment E] having the formula (I-E-2), wherein Q is selected from Q6, Q10, Q17, Q18, Q19, Q20, Q21, Q22, Q24, and Q25; most preferably for the groups Q6, Q10, Q17, Q20, Q21, Q22, Q24 and Q25 and which groups Q are

unsubstituted or substituted with one, two or three substituents X^Q which are independently of each other selected among more preferably from ($=O$), NH_2 , OH , CH_3 , CH_2CH_3 , OCH_3 , OCH_2CH_3 , CH_2OCH_3 , CH_2OH , CH_2CH_2OH , CH_2CN , CH_2CH_2CN , $N(CH_3)_2$, $CH_2NH(CH_3)$, preferably selected among ($=O$), NH_2 , OH , CH_3 , OCH_3 , CH_2OCH_3 and CH_2OH ; R^5 is H, methyl or ethyl, and wherein all other groups and indices are as defined in the context of the compound of general formula (I).

In an [embodiment E-2] the invention relates to compounds according to [embodiment E] having the formula (I-E) or (I-E-1) with p being 1, wherein R^2 and R^3 independently of each other stand for H, CH_3 , CH_2 -cyclopropyl, 2-hydroxypropyl, hydroxyethyl, 2-methoxyethyl, 1-hydroxymethylcyclopropyl, 2-hydroxy-2-methylpropyl, CH_2CO_2H , CH_2CONH_2 , $CH_2CO_2CH_3$, V1, V2, V12, V7, and wherein all other groups and indices are as defined in the context of the compound of general formula (I).

The term "physiologically acceptable salt" in the sense of this invention preferably comprises a salt of at least one compound according to the present invention and at least one physiologically acceptable acid or base.

A physiologically acceptable salt of at least one compound according to the present invention and at least one physiologically acceptable acid or one physiologically acceptable base preferably refers in the sense of this invention to a salt of at least one compound according to the present invention with at least one inorganic or organic acid or with at least one inorganic or organic base respectively which is physiologically acceptable - in particular when used in human beings and/or other mammals.

The term "physiologically acceptable solvate" in the sense of this invention preferably comprises an adduct of one compound according to the present invention and/or a physiologically acceptable salt of at least one compound according to the present invention with distinct molecular equivalents of one solvent or more solvents.

In the context of the present invention, and unless otherwise specified herein, the term "halogen" preferably represents the radicals F, Cl, Br and I, in particular the radicals F and Cl.

Unless otherwise specified, the term "(C_1 - C_6)-alkyl" is understood to mean branched and unbranched alkyl groups consisting of 1 to 6 hydrocarbon atoms. Examples of (C_1 - C_6)-alkyl radicals are methyl, ethyl, n-propyl, 1-methylethyl (isopropyl), n-butyl, 1-methylpropyl, 2-methylpropyl, 1,1-dimethylethyl (tert-butyl), n-pentyl, 1-methylbutyl, 2-methylbutyl, 3-methylbutyl, 1,1-dimethylpropyl, 1,2-dimethylpropyl, 2,2-dimethylpropyl, n-hexyl, 1-methylpentyl, 2-methylpentyl, 3-methylpentyl, 4-methylpentyl. (C_1 - C_4)-alkyl radicals are preferred, (C_1 - C_3)-alkyl radicals being particularly preferred, in particular methyl, ethyl n-propyl or iso-propyl. Unless otherwise stated, the definitions of propyl, butyl, pentyl and hexyl encompass all possible isomeric forms of the individual radicals.

Unless otherwise specified, a haloalkyl radical is understood to be an alkyl radical in which at least one hydrogen is exchanged for a halogen atom, preferably fluorine, chlorine, bromine, particularly preferably fluorine. The haloalkyl radicals can be branched or unbranched and optionally mono- or polysubstituted. Preferred haloalkyl radicals are CHF_2 , CH_2F , CF_3 , $\text{CH}_2\text{-CH}_2\text{F}$, $\text{CH}_2\text{-CHF}_2$, CH_2CF_3 . $(\text{C}_1\text{-C}_6)$ haloalkyl radicals are preferred, with $(\text{C}_1\text{-C}_4)$ haloalkyl radicals being particularly preferred and $(\text{C}_1\text{-C}_3)$ haloalkyl radicals most particularly preferred, in particular CHF_2 , CH_2F , CF_3 , $\text{CH}_2\text{-CH}_2\text{F}$, $\text{CH}_2\text{-CHF}_2$ and CH_2CF_3 .

Unless otherwise specified, a haloalkoxy radical is understood to be an alkoxy radical in which at least one hydrogen is exchanged for a halogen atom, preferably fluorine, chlorine, bromine, particularly preferably fluorine. The haloalkoxy radicals can be branched or unbranched and optionally mono- or polysubstituted. Preferred haloalkoxy radicals are OCHF_2 , OCH_2F , OCF_3 , $\text{OCH}_2\text{-CFH}_2$, $\text{OCH}_2\text{-CF}_2\text{H}$, OCH_2CF_3 . $(\text{C}_1\text{-C}_6)$ haloalkoxy radicals are preferred, with $(\text{C}_1\text{-C}_4)$ haloalkoxy radicals being particularly preferred and $(\text{C}_1\text{-C}_3)$ haloalkoxy radicals most particularly preferred, in particular OCHF_2 , OCH_2F , OCF_3 , $\text{OCH}_2\text{-CFH}_2$, $\text{OCH}_2\text{-CF}_2\text{H}$, OCH_2CF_3 .

Unless otherwise specified, a hydroxyalkyl radical is understood to be an alkyl radical in which at least one hydrogen is exchanged for a hydroxyl group. The hydroxyalkyl radicals can be branched or unbranched and optionally mono- or polysubstituted. $(\text{C}_1\text{-C}_6)$ -hydroxyalkyl radicals are preferred, with $(\text{C}_1\text{-C}_4)$ -hydroxyalkyl radicals being particularly preferred and $(\text{C}_1\text{-C}_3)$ -hydroxyalkyl radicals most particularly preferred, in particular $\text{CH}_2\text{-OH}$, $\text{CH}_2\text{-CH}_2\text{-OH}$ and $\text{CH}_2\text{-CH}_2\text{-CH}_2\text{-OH}$.

Unless otherwise specified, a cyanoalkyl radical is understood to be an alkyl radical in which at least one hydrogen is exchanged for a cyano group. The cyanoalkyl radicals can be branched or unbranched and optionally mono- or polysubstituted. $(\text{C}_1\text{-C}_6)$ -cyanoalkyl radicals are preferred, with $(\text{C}_1\text{-C}_4)$ -cyanoalkyl radicals being particularly preferred and $(\text{C}_1\text{-C}_3)$ -cyanoalkyl radicals most particularly preferred, in particular $\text{CH}_2\text{-CN}$, $\text{CH}_2\text{-CH}_2\text{-CN}$ and $\text{CH}_2\text{-CH}_2\text{-CH}_2\text{-CN}$.

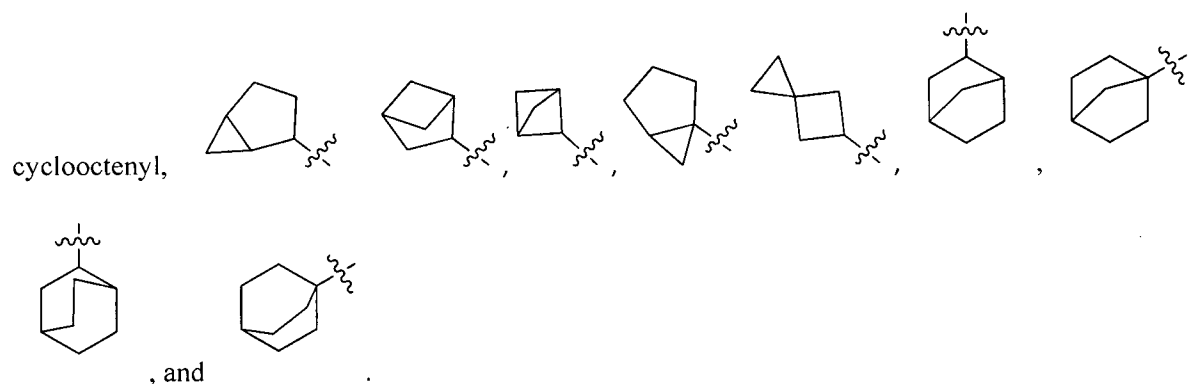
In the context of the present invention, the expression " $(\text{C}_1\text{-C}_6)$ -alkylene group" or " $(\text{C}_1\text{-C}_4)$ -alkylene group" includes acyclic saturated hydrocarbon radicals having 1, 2, 3, 4, 5 or 6 carbon atoms or 1, 2, 3 or 4 carbon atoms, respectively, which can be branched or unbranched and unsubstituted or substituted once or several times, for example 2, 3, 4 or 5 times, by identical or different substituents and which link a corresponding moiety to the main structure. Such alkylene groups can preferably be chosen from the group consisting of $-\text{CH}_2-$, $-\text{CH}_2\text{CH}_2-$, $-\text{CH}(\text{CH}_3)-$, $-\text{CH}_2\text{CH}_2\text{CH}_2-$, $-\text{CH}(\text{CH}_3)\text{CH}_2-$, $-\text{CH}(\text{CH}_2\text{CH}_3)-$, $-\text{CH}_2(\text{CH}_2)_2\text{CH}_2-$, $-\text{CH}(\text{CH}_3)\text{CH}_2\text{CH}_2-$, $-\text{CH}_2\text{CH}(\text{CH}_3)\text{CH}_2-$, $-\text{CH}(\text{CH}_3)\text{CH}(\text{CH}_3)-$, $-\text{CH}(\text{CH}_2\text{CH}_3)\text{CH}_2-$, $-\text{C}(\text{CH}_3)_2\text{CH}_2-$, $-\text{CH}(\text{CH}_2\text{CH}_2\text{CH}_3)-$, $-\text{C}(\text{CH}_3)(\text{CH}_2\text{CH}_3)-$, $-\text{CH}_2(\text{CH}_2)_3\text{CH}_2-$, $-\text{CH}(\text{CH}_3)\text{CH}_2\text{CH}_2\text{CH}_2-$, $-\text{CH}_2\text{CH}(\text{CH}_3)\text{CH}_2\text{CH}_2-$, $-\text{CH}(\text{CH}_3)\text{CH}_2\text{CH}(\text{CH}_3)-$, $-\text{CH}(\text{CH}_3)\text{CH}(\text{CH}_3)\text{CH}_2-$, $-\text{C}(\text{CH}_3)_2\text{CH}_2\text{CH}_2-$, $-\text{CH}_2\text{C}(\text{CH}_3)_2\text{CH}_2-$, $-\text{CH}(\text{CH}_2\text{CH}_3)\text{CH}_2\text{CH}_2-$, $-\text{CH}_2\text{CH}(\text{CH}_2\text{CH}_3)\text{CH}_2-$, $-\text{C}(\text{CH}_3)_2\text{CH}(\text{CH}_3)-$, $-\text{CH}(\text{CH}_2\text{CH}_3)\text{CH}(\text{CH}_3)-$, $-\text{C}(\text{CH}_3)(\text{CH}_2\text{CH}_3)\text{CH}_2-$, $-\text{CH}(\text{CH}_2\text{CH}_2\text{CH}_3)\text{CH}_2-$, -

$C(CH_2CH_2CH_3)CH_2-$, $-CH(CH_2CH_2CH_2CH_3)-$, $-C(CH_3)(CH_2CH_2CH_3)-$, $-C(CH_2CH_3)_2-$ and $-CH_2(CH_2)_4CH_2-$. The alkylene groups can particularly preferably be chosen from the group consisting of $-CH_2-$, $-CH_2CH_2-$ and $-CH_2CH_2CH_2-$.

Unless otherwise specified, the term "(C₂-C₆)-alkenyl" is understood to mean branched and unbranched unsaturated alkyl groups consisting of 2 to 6 hydrocarbon atoms and having at least one double bond. Examples of (C₂-C₆)-alkenyls are ethenyl (also referred to as vinyl), prop-1-enyl, prop-2-enyl (also referred to as allyl), but-1-enyl, but-2-enyl, but-3-enyl, pent-1-enyl and hex-1-enyl. The designation (C₂-C₆)-alkenyl includes all possible isomers, i.e. structural isomers (constitutional isomers) and stereoisomers ((Z) and (E) isomers). Unless otherwise specified, the term "(C₂-C₆)-alkynyl" is understood to mean branched and unbranched unsaturated alkyl groups consisting of 2 to 6 hydrocarbon atoms and having at least one triple bond. Examples of (C₂-C₆)-alkynyls are ethynyl.

Unless otherwise specified, the term "3- to 12-membered cyclic aliphatic ring" is understood to mean cyclic aliphatic hydrocarbons containing 3, 4, 5, 6, 7, 8, 9, 10, 11 or 12 carbon atoms, wherein the hydrocarbons in each case can be saturated or unsaturated (but not aromatic), unsubstituted or mono- or polysubstituted. The residues may be mono- or bicyclic.

The cycloaliphatic residues can be bound to the respective superordinate general structure via any desired and possible ring member of the cycloaliphatic residue. The (C₃-C₁₂) cycloaliphatic residue can furthermore be single or multiple bridged such as, for example, in the case of adamantyl, bicyclo[2.2.1]heptyl or bicyclo[2.2.2]octyl. Preferred (C₃-C₁₂) cycloaliphatic residues are selected from the group consisting of cyclopropyl, cyclobutyl, cyclopentyl, cyclohexyl, cycloheptyl, cyclooctyl, cyclononyl, cyclodecyl, adamantyl, cyclopentenyl, cyclohexenyl, cycloheptenyl,



Preferred are (C₃-C₈)-mono- or bicyclic aliphatic residues which are selected from the group consisting of cyclopropyl, cyclobutyl, cyclopentyl, cyclohexyl, cycloheptyl, and cyclooctyl. Particularly preferred are (C₃-C₆)-cycloaliphatic residues such as cyclopropyl, cyclobutyl, cyclopentyl, cyclohexyl, cyclopentenyl and cyclohexenyl, in particular cyclopropyl.

Unless otherwise specified, the term "3- to 12-membered heteroaliphatic residue" is understood to mean heterocycloaliphatic saturated or unsaturated (but not aromatic) residues having 3 to 12, i.e. 3, 4, 5, 6, 7, 8, 9, 10, 11 or 12 ring members, in which in each case at least one, if appropriate also two or three carbon atoms are replaced by a heteroatom or a heteroatom group each selected independently of one another from the group consisting of O, S, S(=O), S(=O)₂, N, NH and N(C₁-C₆)-alkyl such as N(CH₃), wherein the ring members can be unsubstituted or mono- or polysubstituted. The residues may be mono- or bicyclic.

Unless otherwise specified, the term "5- or 6-membered heteroaryl" is understood to represent a 5- or 6-membered cyclic aromatic residue containing at least 1, if appropriate also 2, 3, 4 or 5 heteroatoms, wherein the heteroatoms are each preferably selected independently of one another from the group S, N and O, whereas the sulfur atom may exist in oxidized form as SO or SO₂ group, and the heteroaryl residue can be unsubstituted or mono- or polysubstituted; e.g. substituted by 2, 3, 4 or 5 substituents, whereby the substituents can be the same or different and be in any desired and possible position of the heteroaryl. The binding to the superordinate general structure can be carried out via any desired and possible ring member of the heteroaryl residue if not indicated otherwise. The heteroaryl may be condensed with a 4-, 5-, 6- or 7-membered ring, being carbocyclic or heterocyclic, wherein the heteroatoms of the heterocyclic ring are each preferably selected independently of one another from the group S, N and O, and wherein said condensed ring may be saturated, partially unsaturated or aromatic and may be unsubstituted or mono- or polysubstituted; e.g. substituted by 2, 3, 4 or 5 substituents, whereby the substituents can be the same or different and be in any desired and possible position. Examples of such heteroaryl moieties are benzofuranyl, benzoimidazolyl, benzo-thienyl, benzo-thiadiazolyl, benzothiazolyl, benzotriazolyl, benzooxazolyl, benzooxadiazolyl, quinazolinyl, quinoxalinyl, carbazolyl, quinolinyl, dibenzofuranyl, dibenzothienyl, furyl (furanyl), imidazolyl, imidazo-thiazolyl, indazolyl, indoliziny, indolyl, isoquinolinyl, isoxazolyl, isothiazolyl, indolyl, naphthyridinyl, oxazolyl, oxadiazolyl, phenazinyl, phenothiazinyl, phthalazinyl, pyrazolyl, pyridyl (2-pyridyl, 3-pyridyl, 4-pyridyl), pyrrolyl, pyridazinyl, pyrimidinyl, pyrazinyl, purinyl, phenazinyl, thienyl (thiophenyl), triazolyl, tetrazolyl, thiazolyl, thiadiazolyl and triazinyl.

In connection with non-aromatic moieties such as "alkyl", "alkenyl", "alkinyl", "alkylene", "cycloaliphatic", "heterocycloaliphatic", "carbocyclic ring", "heterocyclic", "cycloalkyl" and "heterocyclyl", in the context of this invention the term "substituted" is understood as meaning replacement of a hydrogen radical by a substituent selected from the group consisting of =O, OH, CN, halogen, SH, nitro, (C₁-C₆)-alkyl, (C₂-C₆)-alkenyl, (C₂-C₆)-alkinyl, (C₁-C₆)-hydroxyalkyl, (C₁-C₆)-cyanoalkyl, (C₁-C₆)-alkoxy, (C₁-C₆)-thioalkyl, (C₁-C₆)-haloalkyl, (C₁-C₆)-thiohaloalkyl, (C₁-C₆)-haloalkoxy, (C₁-C₆)-alkylen-S-(C₁-C₆)-alkyl, (C₃-C₈)-cycloalkyl, (C₃-C₆)-cycloalkyl-(C₁-C₃)-alkylenyl, (C₃-C₈)-heterocycloalkyl, NH₂, NH(C₁-C₆)-alkyl, N((C₁-C₆)-alkyl)₂, NH-CO-(C₁-C₆)-alkyl, NH-CO-O-(C₁-C₆)-alkyl, NH-C(O)NH₂, NH-CO-NH-(C₁-C₆)-alkyl, NH-CO-N((C₁-C₆)-alkyl)₂,

NH((C₁-C₆)-alkylen)-CO-(C₁-C₆)-alkyl, NH((C₁-C₆)-alkylen)-CO-O-(C₁-C₆)-alkyl, NH((C₁-C₆)-alkylen)-CONH₂, NH((C₁-C₆)-alkylen)-CO-NH-(C₁-C₆)-alkyl, NH((C₁-C₆)-alkylen)-CO-N((C₁-C₆)-alkyl)₂, NH-S(O)₂OH, NH-S(O)₂(C₁-C₆)-alkyl, NH-S(O)₂O-(C₁-C₆)-alkyl, NH-S(O)₂NH₂, NH-S(O)₂NH(C₁-C₆)-alkyl, NH-S(O)₂N((C₁-C₆)-alkyl)₂, NH((C₁-C₆)-alkylen)-S(O)₂OH, NH((C₁-C₆)-alkylen)-S(O)₂(C₁-C₆)-alkyl, NH((C₁-C₆)-alkylen)-S(O)₂O-(C₁-C₆)-alkyl, NH((C₁-C₆)-alkylen)-S(O)₂NH₂, NH((C₁-C₆)-alkylen)-S(O)₂NH(C₁-C₆)-alkyl, CO₂H, CO-(C₁-C₆)-alkyl, CO-O-(C₁-C₆)-alkyl, O-CO-(C₁-C₆)-alkyl, O-CO-O-(C₁-C₆)-alkyl, CONH₂, CO-NH-(C₁-C₆)-alkyl, CO-N((C₁-C₆)-alkyl)₂, O-CO-NH-(C₁-C₆)-alkyl, O-CO-N((C₁-C₆)-alkyl)₂, O-S(O)₂-(C₁-C₆)-alkyl, O-S(O)₂OH, O-S(O)₂-(C₁-C₆)-alkoxy, O-S(O)₂NH₂, O-S(O)₂NH(C₁-C₆)-alkyl, O-S(O)₂N((C₁-C₆)-alkyl)₂, S(O)(C₁-C₆)-alkyl, S(O)₂(C₁-C₆)-alkyl, S(O)₂OH, S(O)₂O-(C₁-C₆)-alkyl, S(O)₂NH₂, S(O)₂NH(C₁-C₆)-alkyl, and S(O)₂N((C₁-C₆)-alkyl)₂. If a moiety is substituted with more than 1 substituent, e.g. by 2, 3, 4, or 5 substituents, these substituents may be present either on different or on the same atoms, e.g. as in the case of CF₃ or CH₂CF₃, or at different places, as in the case of CH(Cl)-CH=CH-CHCl₂. Substitution with more than 1 substituent may include identical or different substituents, such as, for example, in the case of CH(OH)-CH=CH-CHCl₂. Preferably, the substituents may be selected from the group consisting of F, Cl, Br, CF₃, CHF₂, CH₂F, OCF₃, OH, CN, (C₁-C₄)-alkyl, (C₁-C₄)-hydroxyalkyl, (C₁-C₄)-alkoxy, (C₃-C₆)-cycloalkyl, NH₂, NH(C₁-C₄)-alkyl, N((C₁-C₄)-alkyl)₂, NH-CO-(C₁-C₄)-alkyl, NH-CO-NH-(C₁-C₆)-alkyl, NH-CO-N((C₁-C₆)-alkyl)₂, NH-S(O)₂(C₁-C₄)-alkyl, CONH₂, CO-NH-(C₁-C₆)-alkyl, CO-N((C₁-C₆)-alkyl)₂, S(O)(C₁-C₄)-alkyl and S(O)₂(C₁-C₄)-alkyl.

In connection with aromatic moieties such as "phenyl" and "heteroaryl", in the context of this invention the term "substituted" is understood as meaning replacement of a hydrogen radical by a substituent selected from the group consisting of OH, halogen, CN, SH, nitro, (C₁-C₆)-alkyl, (C₂-C₆)-alkenyl, (C₂-C₆)-alkinyl, (C₁-C₆)-hydroxyalkyl, (C₁-C₆)-cyanoalkyl, (C₁-C₆)-alkoxy, (C₁-C₆)-thioalkyl, (C₁-C₆)-haloalkyl, (C₁-C₆)-thiohaloalkyl, (C₁-C₆)-haloalkoxy, (C₁-C₆)-alkylen-S-(C₁-C₆)-alkyl, (C₃-C₈)-cycloalkyl, (C₃-C₆)-cycloalkyl-(C₁-C₃)-alkylenyl, (C₃-C₈)-heterocycloalkyl, NH₂, NH(C₁-C₆)-alkyl, N((C₁-C₆)-alkyl)₂, NH-CO-(C₁-C₆)-alkyl, NH-CO-O-(C₁-C₆)-alkyl, NH-C(O)NH₂, NH-CO-NH-(C₁-C₆)-alkyl, NH-CO-N((C₁-C₆)-alkyl)₂, NH((C₁-C₆)-alkylen)-CO-(C₁-C₆)-alkyl, NH((C₁-C₆)-alkylen)-CO-O-(C₁-C₆)-alkyl, NH((C₁-C₆)-alkylen)-CONH₂, NH((C₁-C₆)-alkylen)-CO-NH-(C₁-C₆)-alkyl, NH((C₁-C₆)-alkylen)-CO-N((C₁-C₆)-alkyl)₂, NH-S(O)₂OH, NH-S(O)₂(C₁-C₆)-alkyl, NH-S(O)₂O-(C₁-C₆)-alkyl, NH-S(O)₂NH₂, NH-S(O)₂NH(C₁-C₆)-alkyl, NH-S(O)₂N((C₁-C₆)-alkyl)₂, NH((C₁-C₆)-alkylen)-S(O)₂OH, NH((C₁-C₆)-alkylen)-S(O)₂(C₁-C₆)-alkyl, NH((C₁-C₆)-alkylen)-S(O)₂O-(C₁-C₆)-alkyl, NH((C₁-C₆)-alkylen)-S(O)₂NH₂, NH((C₁-C₆)-alkylen)-S(O)₂NH(C₁-C₆)-alkyl, CO₂H, CO-(C₁-C₆)-alkyl, CO-O-(C₁-C₆)-alkyl, O-CO-(C₁-C₆)-alkyl, O-CO-O-(C₁-C₆)-alkyl, CONH₂, CO-NH-(C₁-C₆)-alkyl, CO-N((C₁-C₆)-alkyl)₂, O-CO-NH-(C₁-C₆)-alkyl, O-CO-N((C₁-C₆)-alkyl)₂, O-S(O)₂-(C₁-C₆)-alkyl, O-S(O)₂OH, O-S(O)₂-(C₁-C₆)-alkoxy, O-S(O)₂NH₂, O-S(O)₂NH(C₁-C₆)-alkyl, O-S(O)₂N((C₁-C₆)-alkyl)₂, S(O)(C₁-C₆)-alkyl, S(O)₂(C₁-C₆)-alkyl, S(O)₂OH, S(O)₂O-(C₁-C₆)-alkyl, S(O)₂NH₂, S(O)₂NH(C₁-C₆)-alkyl, and S(O)₂N((C₁-C₆)-alkyl)₂. If a moiety is substituted with more

than 1 substituent, e.g. by 2, 3, 4, or 5 substituents, these substituents may be identical or different. Preferably, the substituents may be selected from the group consisting of F, Cl, Br, CF₃, CHF₂, CH₂F, OCF₃, OH, CN, (C₁-C₄)-alkyl, (C₁-C₄)-hydroxyalkyl, (C₁-C₄)-alkoxy, (C₃-C₆)-cycloalkyl, NH₂, NH(C₁-C₄)-alkyl, N((C₁-C₄)-alkyl)₂, NH-CO-(C₁-C₄)-alkyl, NH-CO-NH-(C₁-C₆)-alkyl, NH-CO-N((C₁-C₆)-alkyl)₂, NH-S(O)₂(C₁-C₄)-alkyl, CONH₂, CO-NH(C₁-C₆)-alkyl, CO-N((C₁-C₆)-alkyl)₂, S(O)(C₁-C₄)-alkyl and S(O)₂(C₁-C₄)-alkyl.

Owing to their excellent pharmacological activity, the compounds according to the first aspect of the invention, in particular according to the general structure of formulae (I), (I-A-1), (I-A-2), (I-B), (I-B-1), (I-B-2), (I-C), (I-C-1), (I-C-2), (I-D), (I-D-1), (I-D-2), (I-E), (I-E-1), (I-E-2) are suitable for the treatment of various diseases or conditions in which inhibition of the PDE4 enzyme is advantageous.

Such conditions and diseases are inter alia

- inflammatory diseases of the joints, in particular rheumatoid arthritis, psoriatic arthritis, ankylosing spondylitis (Bechterew's disease), gout, osteoarthritis;
- inflammatory diseases of the skin, in particular psoriasis, atopic dermatitis, lichen planus;
- inflammatory diseases of the eyes, in particular uveitis;
- gastrointestinal diseases and complaints, in particular inflammatory diseases of the digestive organs, above all Crohn's disease, ulcerative colitis, and acute and chronic inflammations of the gall bladder and bile ducts, of pseudopolyps and juvenile polyps;
- inflammatory diseases of the internal organs, in particular SLE (systemic lupus erythematosus) including lupus nephritis, chronic prostatitis, interstitial cystitis;
- hyperplastic diseases, in particular benign prostatic hyperplasia;
- respiratory or lung diseases associated with elevated mucus production, inflammation and/or obstruction of the respiratory tract, in particular COPD (chronic obstructive pulmonary disease), chronic bronchitis, asthma, pulmonary fibrosis, allergic and non-allergic rhinitis, obstructive sleep apnoea, cystic fibrosis, chronic sinusitis, emphysema, cough, alveolitis, ARDS (acute respiratory distress syndrome), pulmonary oedema, bronchiectasis, pneumonia;
- diseases of the fibrotic spectrum, in particular hepatic fibrosis, systemic sclerosis, scleroderma;
- cancers, in particular haematopoietic cancers, inter alia B-cell lymphoma, T-cell lymphoma, in particular CLL and CML (chronic lymphatic and chronic myeloid leukaemia), ALL and AML (acute lymphatic and acute myeloid leukaemia), and gliomas;
- metabolic diseases, in particular type 2 diabetes, metabolic syndrome, obesity/adiposity, fatty liver disease (not alcohol-induced), and cardiovascular diseases, in particular arteriosclerosis, PAH (pulmonary arterial hypertension);
- psychological disorders, in particular schizophrenia, depression, in particular bipolar or manic depression, dementia, memory loss, generalised anxiety disorder (GAD); and

- diseases of the peripheral or central nervous system, in particular Parkinson's disease, multiple sclerosis, Alzheimer's disease, stroke, ALS (amyotrophic lateral sclerosis).

One of the advantages of the compounds according to the first aspect of the invention is that they are selective PDE4B inhibitors. The advantage of this selectivity lies in the fact that the PDE4D enzyme for example is not inhibited or is only partly inhibited, and hence the use of such selective PDE4B inhibitors gives rise to no side-effects or to markedly reduced side-effects. Undesired side-effects are for example emesis and nausea, in particular indisposition, vomiting and sickness. The therapeutic range of the compounds according to the invention is therefore advantageous.

In a second aspect of the invention, the invention therefore also provides a pharmaceutical composition (medicament) containing at least one compound according to the first aspect of the invention, in particular according to formulae (I-A-1), (I-A-2), (I-B), (I-B-1), (I-B-2), (I-C), (I-C-1), (I-C-2), (I-D), (I-D-1), (I-D-2), (I-E), (I-E-1) and (I-E-2) in the presented form or in the form of its acids or bases or in the form of the pharmaceutically safe, in particular physiologically acceptable salts, or in the form of its solvates, optionally in the form of its racemates, its pure stereoisomers, in particular enantiomers or diastereomers, or in the form of mixtures of stereoisomers, in particular enantiomers or diastereomers, in any mixing ratio.

In a third aspect of the invention, the invention therefore also provides a compound according to the first aspect of the invention, in particular according to formulae (I), (I-A-1), (I-A-2), (I-B), (I-B-1), (I-B-2), (I-C), (I-C-1), (I-C-2), (I-D), (I-D-1), (I-D-2), (I-E), (I-E-1) and (I-E-2) in the presented form or in the form of its acids or bases or in the form of the pharmaceutically safe, in particular physiologically acceptable salts, or in the form of its solvates, optionally in the form of its racemates, its pure stereoisomers, in particular enantiomers or diastereomers, or in the form of mixtures of stereoisomers, in particular enantiomers or diastereomers, in any mixing ratio for use as a medicament, in particular for the treatment of conditions or diseases that can be treated by inhibition of the PDE4 enzyme, in particular the PDE4B enzyme.

In a fourth aspect of the invention, the invention therefore also provides a compound according to the first aspect of the invention, in particular according to formulae (I), (I-A-1), (I-A-2), (I-B), (I-B-1), (I-B-2), (I-C), (I-C-1), (I-C-2), (I-D), (I-D-1), (I-D-2), (I-E), (I-E-1) and (I-E-2) in the presented form or in the form of its acids or bases or in the form of the pharmaceutically safe, in particular physiologically acceptable salts, or in the form of its solvates, optionally in the form of its racemates, its pure stereoisomers, in particular enantiomers or diastereomers, or in the form of mixtures of stereoisomers, in particular enantiomers or diastereomers, in any mixing ratio for the treatment of inflammatory diseases of the joints, in particular rheumatoid arthritis, psoriatic arthritis, ankylosing spondylitis (Bechterew's disease), gout, osteoarthritis; and/or inflammatory diseases of the skin, in particular psoriasis, atopic dermatitis, lichen planus; and/or inflammatory diseases of the eyes, in

particular uveitis; gastrointestinal diseases and complaints, in particular inflammatory diseases of the digestive organs, above all Crohn's disease, ulcerative colitis, and acute and chronic inflammations of the gall bladder and bile ducts, of pseudopolyps and juvenile polyps; inflammatory diseases of the internal organs, in particular SLE (systemic lupus erythematosus) including lupus nephritis, chronic prostatitis, interstitial cystitis; and/or hyperplastic diseases, in particular benign prostatic hyperplasia; respiratory or lung diseases associated with elevated mucus production, inflammation and/or obstruction of the respiratory tract, in particular COPD (chronic obstructive pulmonary disease), chronic bronchitis, asthma, pulmonary fibrosis, allergic and non-allergic rhinitis, obstructive sleep apnoea, cystic fibrosis, chronic sinusitis, emphysema, cough, alveolitis, ARDS (acute respiratory distress syndrome), pulmonary oedema, bronchiectasis, pneumonia; diseases of the fibrotic spectrum, in particular hepatic fibrosis, systemic sclerosis, scleroderma; cancers, in particular haematopoietic cancers, inter alia B-cell lymphomas, T-cell lymphomas, in particular CLL and CML (chronic lymphatic and chronic myeloid leukaemia), ALL and AML (acute lymphatic and acute myeloid leukaemia), and gliomas; metabolic diseases, in particular type 2 diabetes, metabolic syndrome, obesity/adiposity, fatty liver disease (not alcohol-induced), and cardiovascular diseases, in particular arteriosclerosis, PAH (pulmonary arterial hypertension); psychological disorders, in particular schizophrenia, depression, in particular bipolar or manic depression, dementia, memory loss, generalised anxiety disorder (GAD); and/or diseases of the peripheral or central nervous system, in particular Parkinson's disease, multiple sclerosis, Alzheimer's disease, stroke, ALS (amyotrophic lateral sclerosis).

In a preferred embodiment of the fourth aspect of the invention, the invention therefore provides a compound according to the first aspect of the invention, in particular of formulae (I), (I-A-1), (I-A-2), (I-B), (I-B-1), (I-B-2), (I-C), (I-C-1), (I-C-2), (I-D), (I-D-1), (I-D-2), (I-E), (I-E-1) and (I-E-2) in the presented form or in the form of its acids or bases or in the form of the pharmaceutically safe, in particular physiologically acceptable salts, or in the form of its solvates, in particular hydrates, optionally in the form of its racemates, its pure stereoisomers, in particular enantiomers or diastereomers, or in the form of mixtures of stereoisomers, in particular enantiomers or diastereomers, in any mixing ratio for the treatment of inflammatory diseases of the joints (in particular rheumatoid arthritis, psoriatic arthritis, ankylosing spondylitis (Bechterew's disease), gout, osteoarthritis), the skin (in particular psoriasis, atopic dermatitis, lichen planus) or the eyes (in particular uveitis), of respiratory or lung diseases associated with elevated mucus production, inflammation and/or obstruction of the respiratory tract, in particular COPD (chronic obstructive pulmonary disease), chronic bronchitis, asthma, pulmonary fibrosis, allergic and non-allergic rhinitis, obstructive sleep apnoea, cystic fibrosis, chronic sinusitis, emphysema, cough, alveolitis, ARDS (acute respiratory distress syndrome), pulmonary oedema, bronchiectasis, pneumonia; of metabolic diseases, in particular type 2 diabetes, metabolic syndrome, obesity/adiposity, fatty liver disease (not alcohol-

induced), and/or cardiovascular diseases, in particular arteriosclerosis, PAH (pulmonary arterial hypertension).

In another aspect of the invention, the invention also provides the use of a compound according to the first aspect of the invention, in particular according to the general structure of formulae (I), (I-A-1), (I-A-2), (I-B), (I-B-1), (I-B-2), (I-C), (I-C-1), (I-C-2), (I-D), (I-D-1), (I-D-2), (I-E), (I-E-1) and (I-E-2) in the presented form or in the form of its acids or bases or in the form of the pharmaceutically safe, in particular physiologically acceptable salts, or in the form of its solvates, in particular hydrates, optionally in the form of its racemates, its pure stereoisomers, in particular enantiomers or diastereomers, or in the form of mixtures of stereoisomers, in particular enantiomers or diastereomers, in any mixing ratio to produce a medicament for the treatment of diseases and conditions according to the fourth aspect of the invention.

In yet another aspect of the invention, the invention also provides a method for the treatment of the diseases and conditions according to the fourth aspect of the invention in a human, which is characterised in that a therapeutically effective amount of at least one compound according to the first aspect of the invention, in particular according to the general structure of formulae (I), (I-A-1), (I-A-2), (I-B), (I-B-1), (I-B-2), (I-C), (I-C-1), (I-C-2), (I-D), (I-D-1), (I-D-2), (I-E), (I-E-1) and (I-E-2) in the presented form or in the form of its acids or bases or in the form of the pharmaceutically safe, in particular physiologically acceptable salts, or in the form of its solvates, optionally in the form of its racemates, its pure stereoisomers, in particular enantiomers or diastereomers, or in the form of mixtures of stereoisomers, in particular enantiomers or diastereomers, in any mixing ratio, is administered.

The amount of active ingredient to be administered to the person or patient varies and is dependent on the patient's weight, age and medical history and on the type of administration, the indication and the severity of the illness. Generally 0.01 to 500 mg/kg, in particular 0.05 to 50 mg/kg, preferably 0.1 to 25 mg/kg of body weight of at least one compound according to the first aspect of the invention, in particular according to the general structure of formula (I), (I-A-1), (I-A-2), (I-B), (I-B-1), (I-B-2), (I-C), (I-C-1), (I-C-2), (I-D), (I-D-1), (I-D-2), (I-E), (I-E-1) and (I-E-2) in the presented form or in the form of its acids or bases or in the form of the pharmaceutically safe, in particular physiologically acceptable salts, or in the form of its solvates, optionally in the form of its racemates, its pure stereoisomers, in particular enantiomers or diastereomers, or in the form of mixtures of stereoisomers, in particular enantiomers or diastereomers, in any mixing ratio, are administered.

All embodiments, in particular the preferred embodiments, of the first aspect of the invention apply *mutatis mutandis* to all other aspects of the invention.

The medicaments, drugs and pharmaceutical compositions according to the invention can take the form of and be administered as liquid, semi-solid or solid dosage forms and as for example injection

solutions, drops, juices, syrups, sprays, suspensions, granules, tablets, pellets, transdermal therapeutic systems, capsules, plasters, suppositories, ointments, creams, lotions, gels, emulsions or aerosols and contain, in addition to at least one compound according to the first aspect of the invention, in particular according to the general structure of formula (I), (I-A-1), (I-A-2), (I-B), (I-B-1), (I-B-2), (I-C), (I-C-1), (I-C-2), (I-D), (I-D-1), (I-D-2), (I-E), (I-E-1) and (I-E-2) in the presented form or in the form of its acids or bases or in the form of the pharmaceutically safe, in particular physiologically acceptable salts, or in the form of its solvates, optionally in the form of its racemates, its pure stereoisomers, in particular enantiomers or diastereomers, or in the form of mixtures of stereoisomers, in particular enantiomers or diastereomers, in any mixing ratio, according to the pharmaceutical form and depending on the administration route, pharmaceutical auxiliary substances such as for example carrier materials, fillers, solvents, diluting agents, surface-active substances, dyes, preservatives, disintegrants, slip additives, lubricants, flavourings and/or binders.

The choice of auxiliary substances and the amounts thereof to use depends on whether the medicament/drug is to be administered by oral, subcutaneous, parenteral, intravenous, vaginal, pulmonary, intraperitoneal, transdermal, intramuscular, nasal, buccal or rectal means or locally, for example for infections of the skin, mucous membranes and eyes. Preparations in the form of inter alia tablets, pastilles, capsules, granules, drops, juices and syrups are suitable for oral administration; solutions, suspensions, easily reconstitutable powders for inhalation and sprays are suitable for parenteral, topical and inhalative administration. Compounds according to the first aspect of the invention in a depot formulation, in dissolved form or in a plaster, optionally with addition of agents promoting skin penetration, are suitable preparations for percutaneous administration. Preparation forms that are suitable for rectal, transmucosal, parenteral, oral or percutaneous administration can deliver the compounds according to the first aspect of the invention, on a delayed release basis.

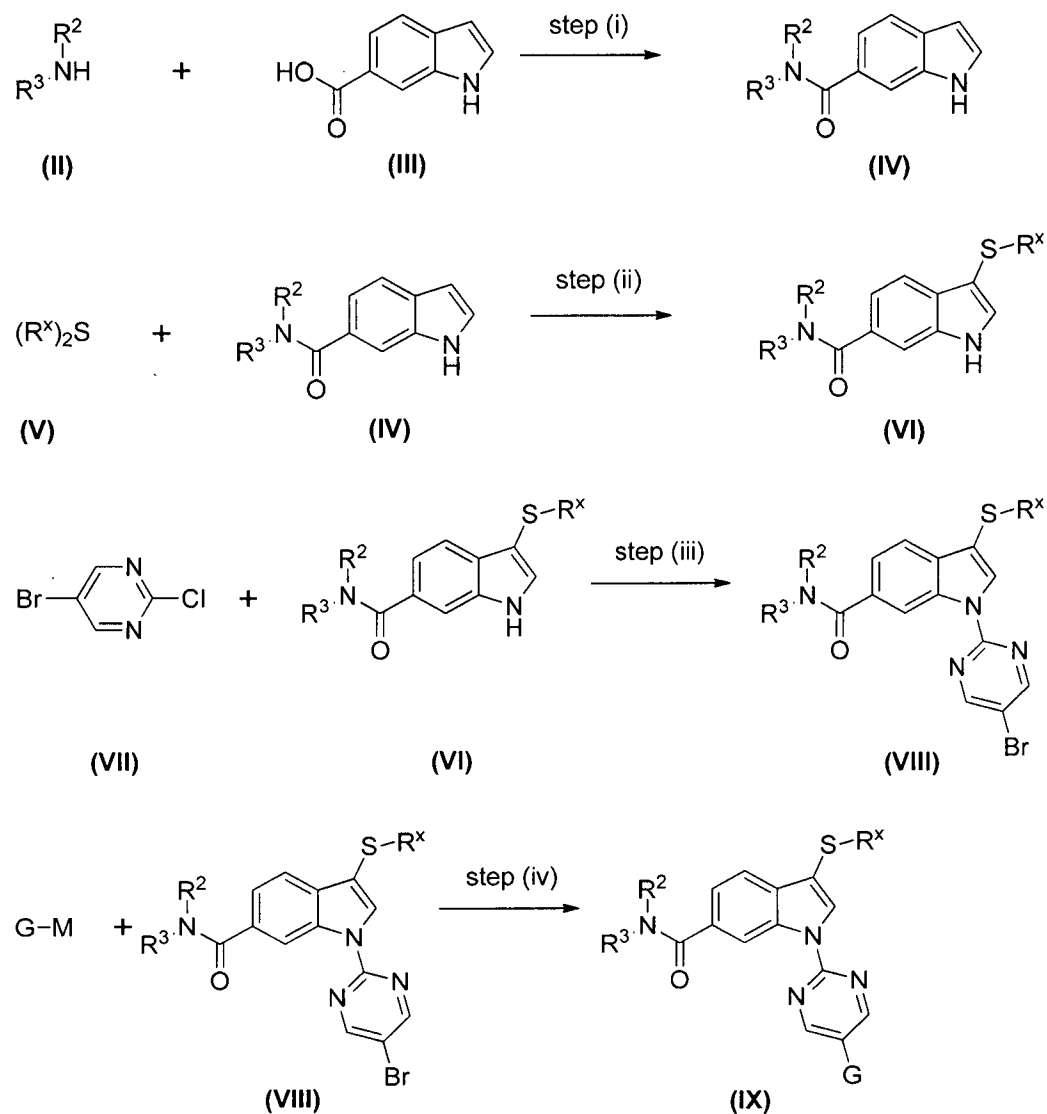
Preparation of the medicaments and pharmaceutical compositions according to the invention takes place using agents, equipment, methods and procedures that are well-known from the prior art of pharmaceutical formulation, such as are described for example in "Remington's Pharmaceutical Sciences", Ed. A.R. Gennaro, 17th edition, Mack Publishing Company, Easton PD (1985), in particular in part 8, chapters 76 to 93. The compounds according to the invention can be produced in the manner described here or in an analogous manner.

Unless indicated otherwise, the compounds according to the first aspect of invention can be synthesized according to general knowledge in the field of organic chemistry or in a manner as described here (cf. reaction schemes below) or analogously. The reaction conditions in the synthesis routes described herein are known to the skilled person and are for some cases exemplified in the synthesis examples herein.

If not stated otherwise, in below reaction scheme all substituents, chemical moieties, variables and indices in the compounds shown in the following reaction schemes are defined herein the context of the first aspect of the invention, and R^x is (C_1 - C_6) alkyl, preferably methyl and butyl.

Synthesis method (01) for the preparation of a compound of formula (I-A):

Reaction scheme 01:



Step (i): Reacting the amine of general formula (II) with 1H-indole-6-carboxylic acid (III) to form the corresponding 1H-indole-6-carboxamide having the general formula (IV).

In the step (i), the coupling of the amine of general formula (II) and the compound of general formula (III) is performed by known methods from peptide chemistry (e.g. Tetrahedron 2004, 60, 2447–2467). Suitable coupling reagents are known to a person skilled in the art and include e.g. carbodiimides

(such as 1-[3-(dimethylamino)propyl]-3-ethylcarbodiimide hydrochloride (EDC)) and are used in a suitable solvent (e.g. N,N-dimethylformamide).

Step (ii): Reaction of a dialkylthioether of general formula (V) with the 1H-indole-6-carboxamide of general formula (IV) to form 3-(alkylthio)-1H-indole of general formula (VI).

In the step (ii), the 1H-indole-6-carboxamide of formula (IV) is converted into the corresponding 3-(alkylthio)-1H-indole of formula (VI) by methods known in the art (e.g. Heterocycles 1976, 4 (4), 729). For example, by treatment of a dialkylthioether of general formula (V) with N-chlorosuccinimide in a solvent like dichloromethane or chloroform leading to a succinimido-sulfonium salt which then reacts with the carboxamide of general formula (IV) at elevated temperatures to the compounds of general formula (VI). The 3-(alkylthio)-1H-indole of formula (VI) can also be obtained via alternative methods, for example, through halogenation at position three of the indol ring of the compounds (VI) followed by a nucleophilic substitution with nucleophiles like NaSMe (cf. Journal of Heterocyclic Chemistry 2007, 44, 967).

Step (iii): Reacting 5-bromo-2-chloropyrimidine (VII) with an alkylthio compound (3-(alkylthio)-1H-indole) of general formula (VI)

Step (iii) of synthesis method (01) is the reaction of 5-bromo-2-chloropyrimidine (VII) with the alkylthio compound 3-(alkylthio)-1H-indole having general formula (VI) to form compounds of general formula (VIII). This reaction is performed with known methods for nucleophilic aromatic substitution in a solvent and in the presence of a base. Examples of suitable solvents are dioxane, N,N-dimethylformamide, N-methyl-2-pyrrolidone or dimethylsulfoxide. Examples of suitable bases are potassium tert-butyrate, 1,8-diazabicyclo[5.4.0]undec-7-ene (DBU), aqueous sodium hydroxide and potassium carbonate. This reaction can take place at a temperature ranging from approximately 50°C to approximately 200°C. The reaction preferably takes place at a temperature in the range from 100°C to 150°C. Instead of 5-bromo-2-chloropyrimidine, alternative 2,5-di-substituted pyrimidines could be used wherein the two halogens are replaced by other suitable leaving groups. Alternatively, the compounds of general formula (VIII) can be obtained by reacting compounds of general formula (VI) in the presence of an acid, such as for example hydrochloric acid, in a solvent like N,N-dimethylformamide or under the conditions for palladium-catalyzed cross-coupling reactions, as described in step (i) of synthesis method (02).

Step (iv): Reacting a compound of formula (VIII) with a compound "G-M" to form a compound of formula (IX) under the conditions of a palladium-catalysed cross-coupling reaction.

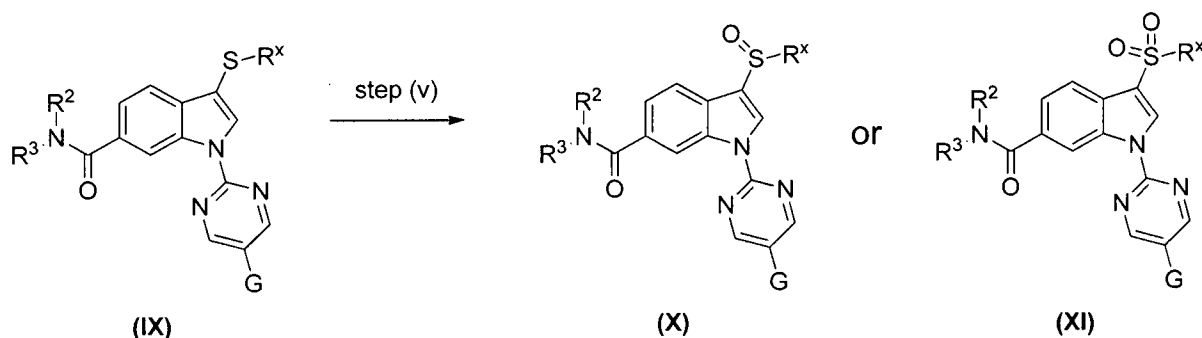
G in the compound "G-M" has the meaning described in connection with the compounds according to the invention and M is as defined as follows:

If a Suzuki coupling is performed, then M denotes $B(OH)_2$ (boronic acid), $B(OR^a)_2$ (boronic acid ester) (R^a stands for (C_1-C_6) -alkyl, preferably methyl) or an optionally (C_1-C_6) alkyl-substituted 1,3,2-dioxaborolane (e.g. 4,4,5,5-tetramethyl-1,3,2-dioxaborolane; pinacol boronic acid ester) and if a Stille coupling is performed, then M denotes SnR^b_3 (R^b stands for (C_1-C_6) -alkyl, preferably methyl and butyl; e.g. $M = Sn(CH_3)_3$ (= trimethylstannyl) or $SnBn_3$ (= tributylstannyl)).

This step (iv) of synthesis method (01), namely the reaction under Stille or Suzuki coupling reaction conditions is performed according to methods well known in the art (cf. Tetrahedron 2005, 61, 2245-67). The Suzuki coupling can be performed for example in the presence of a catalyst such as tris(dibenzylideneacetone)dipalladium / tri-tert-butylphosphonium tetrafluoroborate, tetrakis(tri-phenylphosphine)palladium(0) or $[1,1'$ -bis(diphenylphosphino)ferrocene]dichloropalladium(II) complex and a base (e.g. caesium or potassium carbonate) in a solvent or a mixture of solvents (solvent blend) (e.g. THF, dioxane or acetonitrile with or without water).

Optionally, synthesis method (01) further comprises a step (v):

Step (v): Oxidation of an alkylthio compound (3-(alkylthio)-1-(pyrimidin-2-yl)-1H-indole) of general formula (IX) towards the corresponding sulfoxide or sulfone of general formula (X) and (XI), respectively

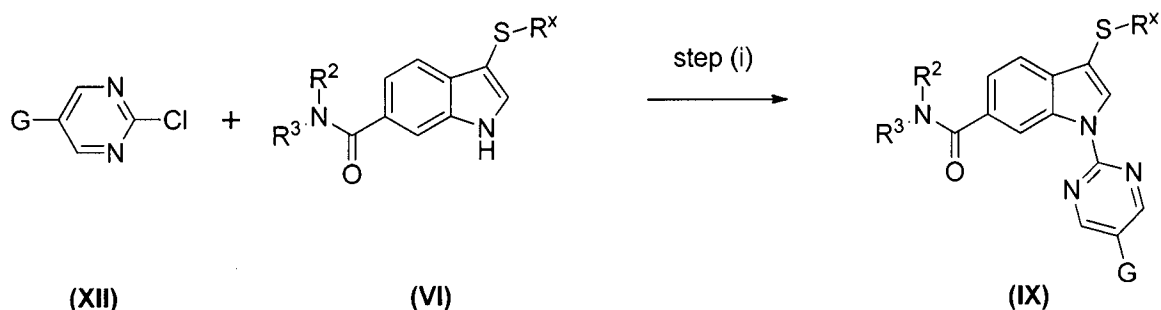


This step (v) of synthesis method (01), comprises reacting a compound of formula (IX) with an oxidizing agent under appropriate reaction conditions. A suitable oxidizing agent is for example m-chloroperoxybenzoic acid in a solvent like dichloromethane under cooling or at room temperature for a certain time period. By choosing the appropriate amount or equivalents of the oxidizing agent based on the amount of starting material of formula (IX), the oxidation reaction can be controlled so that either the sulfoxides of formula (X) or the sulfones of formula (XI) are obtained.

Synthesis method (02) for the preparation of a compound of formula (I-A):

Reaction scheme 02:

-27-

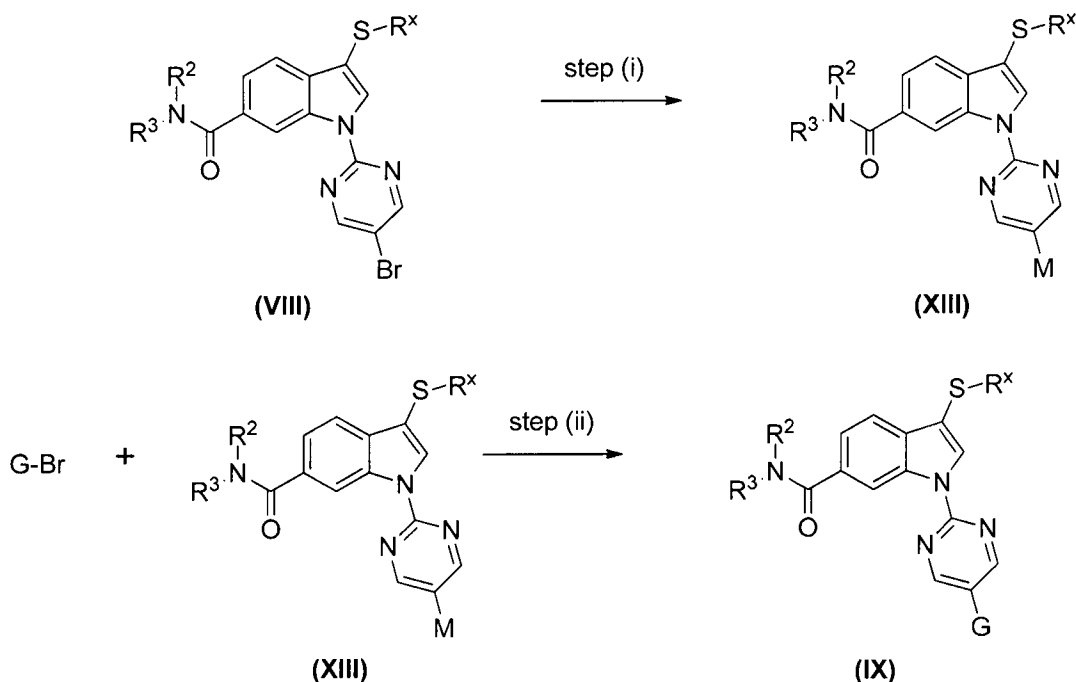


Step (i): Reacting 2-chloropyrimidine compound of general formula (XII) with an alkylthio compound (3-(alkylthio)-1H-indole) of general formula (VI)

This step (i) of synthesis method (02), namely the reaction of a 2-chloropyrimidine of general formula (XII) with an alkylthio compound (3-(alkylthio)-1H-indole) of general formula (VI) can be performed under the conditions for a nucleophilic aromatic substitution as described in step (iii) of synthesis method (01). Alternatively, the reaction can be performed under the conditions for a palladium-catalyzed cross-coupling reaction also known as Buchwald-Hartwig reaction (cf. *Angewandte Chemie, International Edition* 2008, 47(34), 6338-6361). A suitable catalyst for this reaction is for example palladium(II) acetate / 4,5-bis(diphenylphosphino)-9,9-dimethylxanthene (Xanphos) in a solvent like 1,4-dioxane preferably at temperatures between 50 and 150°C.

Synthesis method (03) for the preparation of a compound of formula (I-A):

Reaction scheme 03:



wherein in above reaction scheme 03 M has the meaning described in connection with the compounds "G-M" in synthesis method (01) or wherein M denotes $B(OH)_2$ (boronic acid), $B(OR^a)_2$ (boronic acid ester) (R^a stands for (C_1-C_6) -alkyl, preferably methyl) or an optionally (C_1-C_6) alkyl-substituted 1,3,2-dioxaborolane such as 4,4,5,5-tetramethyl-1,3,2-dioxaborolane or pinacol boronic acid ester, SnR^b_3 with R^b is (C_1-C_6) alkyl, preferably methyl and butyl such as $Sn(CH_3)_3$, $SnBn_3$, trimethylstannyl or tributylstannyl.

Step (i): Transforming a compound of formula (VIII) into a compound of formula (XIII) under the conditions of a palladium-catalysed cross-coupling reaction

This step (i) of synthesis method (03), namely the transformation of a compound of formula (VIII) to a compound of formula (XIII) wherein can be performed under the conditions of a palladium-catalysed reaction that are known from the literature (cf. Journal of Organic Chemistry 1995, 60, 7508-7510; Journal of Organic Chemistry 2000, 65, 164-168).

Suitable reaction conditions comprise for example the use of a catalyst like [1,1'-bis(diphenylphosphino)ferrocene]dichloropalladium(II) complex and potassium acetate in a solvent like dioxane or DMSO. Compounds of formula (VIII) wherein the bromo substituent is replaced by a triflate, sulfonate or another halide like iodide could be also used as suitable substrates in this reaction.

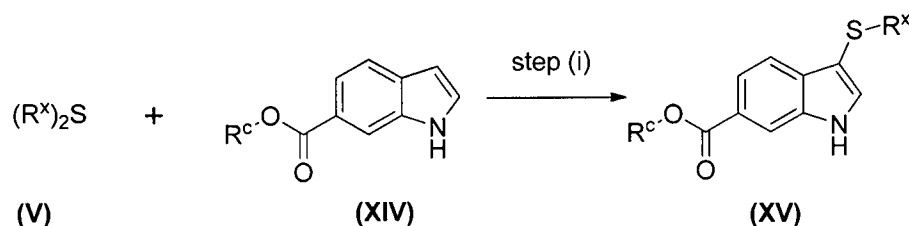
Alternatively, the compounds of formula (VIII) can be transformed into compounds of formula (XIII) wherein M denotes SnR^y_3 with R^y is (C_1-C_6) alkyl, preferably methyl and butyl. (e.g. M = $Sn(CH_3)_3$, $SnBn_3$, trimethylstannyl or tributylstannyl compounds).

Step (ii): Reacting a compound of formula (XIII) with a compound G-Br under the conditions of a Suzuki or Stille reaction

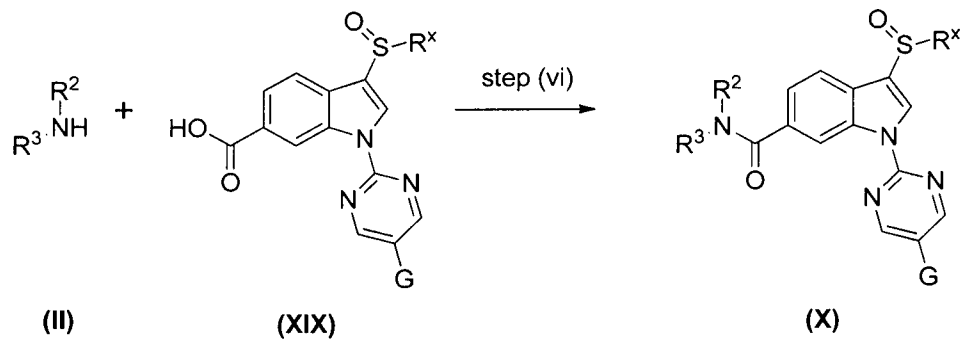
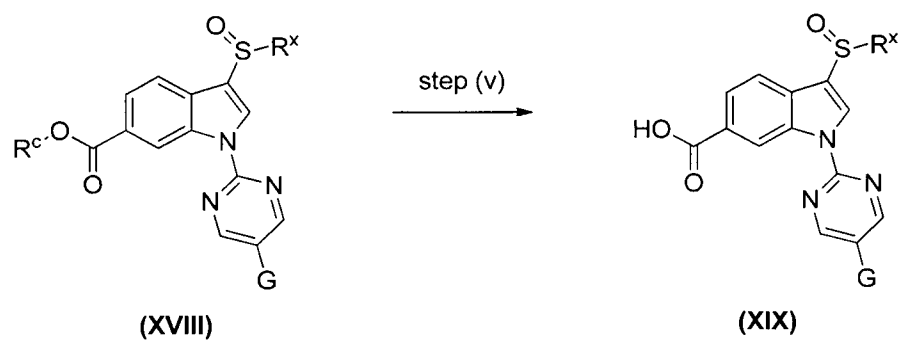
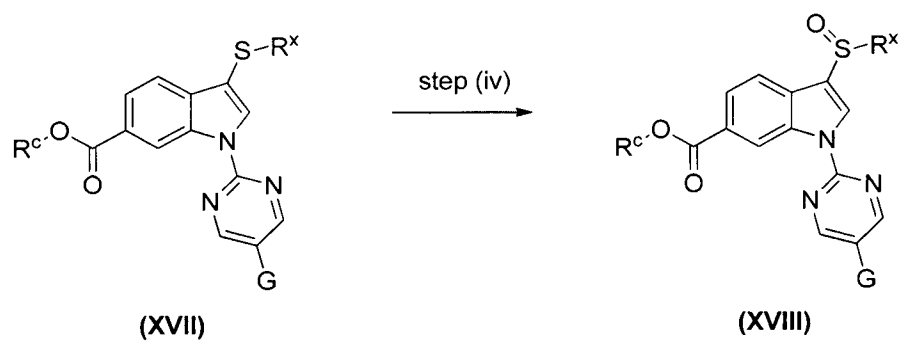
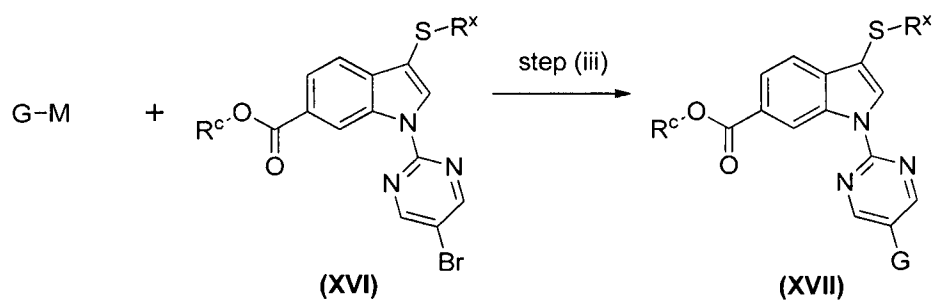
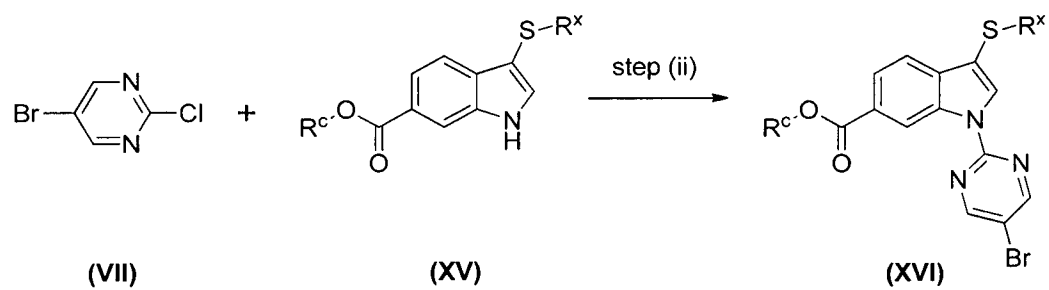
This step (ii) of synthesis method (03), namely the reaction of a compound of formula (XIII) with a compound G-Br are performed under the conditions for a Stille or Suzuki coupling reaction as described in step (iv) of synthesis method (01). The reaction can be also performed with compounds G-Br wherein the bromo substituent "-Br" is replaced by a triflate, sulfonate or another halide like iodide or chloride.

Synthesis method (04) for the preparation of a compound of formula (I-A):

Reaction scheme 04:



-29-



G and M in the compound G-M are as defined herein, and wherein R^c is a leaving group such as methyl, ethyl, tert-butyl or benzyl.

Step (i): Reaction of a dialkylthioether of general formula (V) with an ester (alkyl 1H-indole-6-carboxylate) of general formula (XIV) to form an alkylthio compound (3-(alkylthio)-1H-indole) of general formula (XV)

This step (i) of synthesis method (04), namely the transformation of an ester of formula (XIV) into an alkylthio compound of general formula (XV) can be performed applying the conditions respectively described in step (ii) of synthesis method (01).

Step (ii): Reacting 5-bromo-2-chloropyrimidine (VII) with an alkylthio compound (3-(alkylthio)-1H-indole) of general formula (XV)

This step (ii) of synthesis method (04), namely the reaction of 5-bromo-2-chloropyrimidine (VII) with an alkylthio compound (3-(alkylthio)-1H-indole) of general formula (XV) to form a compound of general formula (XVI) takes place as described in step (iii) of synthesis method (01).

Step (iii): Reacting a compound of formula (XVI) with a compound G-M to form a compound of formula (XVII) under the conditions of a palladium-catalysed cross-coupling reaction

This step (iii) of synthesis method (04), namely the reaction of a compound of formula (XVI) with a compound G-M towards a compound of the general formula (XVII) can be performed under the conditions for a Stille or Suzuki coupling reaction as described in step (iv) of synthesis method (01).

Step (iv): Oxidation of a compound of general formula (XVII) towards the corresponding sulfoxide of general formula (XVIII)

This step (iv) of synthesis method (04), namely the treatment a compound of formula (XVII) with an oxidizing agent to form a sulfoxide of formula (XVIII) takes place for example under the conditions described in step (v) of synthesis method (01).

Step (v): Conversion of the ester of formula (XVIII) into a carboxylic acid of formula (XIX)

This step (v) of synthesis method (04), namely the ester cleavage (ester hydrolysis) of a compound of formula (XVIII) to form a compound of general formula (XIX) takes place by known methods. Ester cleavages are described for example by P.G.M. Wuts, T.W. Greene in Greene's Protective Groups in Organic Synthesis, 4th Edition, 2007, pages 533-646, Wiley-Interscience. They can be performed hydrolytically, for example, in the presence of acids or bases (e.g. alkali hydroxides such as for example lithium or sodium hydroxide) in an organic solvent to which varying proportions of water can be added. Other frequently used methods of ester cleavage involve the acid-catalyzed cleavage of a

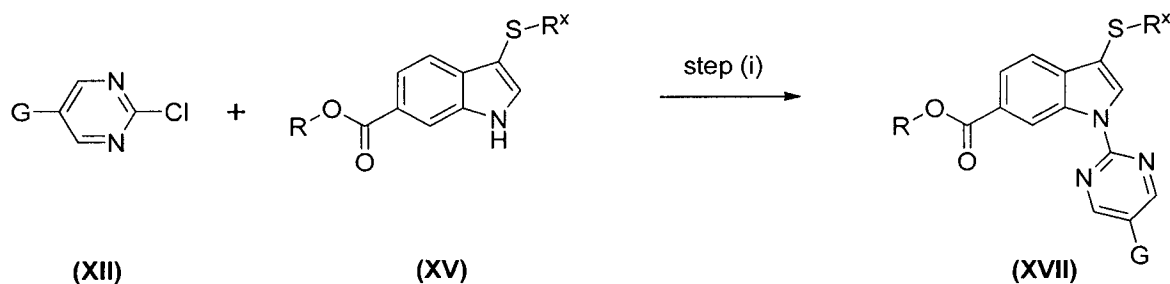
tert-butyl ester (R^c = tert-butyl) by generally known methods, for example using trifluoroacetic acid in dichloromethane, or the hydrogenolysis of benzyl esters (if R^c = benzyl).

Step (vi): Reacting an amine of formula (II) with a carboxylic acid of formula (XIX) towards a carboxamide (1H-indole-6-carboxamide) of general formula (X)

Step (vi) of synthesis method (04), namely the coupling of an amine of general formula (II) with a carboxylic acid of general formula (XIX) takes place under known conditions as described for example in step (i) of synthesis method (01).

Synthesis method (05) for the preparation of a compound of formula (I-A):

Reaction scheme 05:

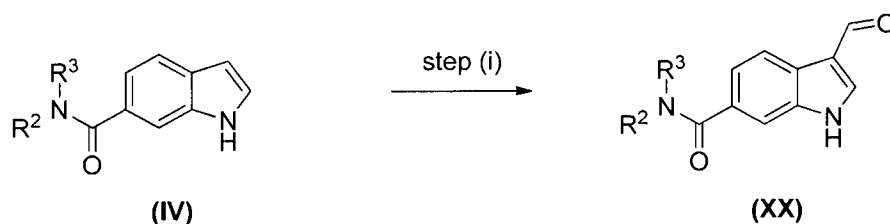


Step (i): Reacting 2-chloropyrimidine compound of general formula (XII) with an alkylthio compound (3-(alkylthio)-1H-indole) of general formula (XV)

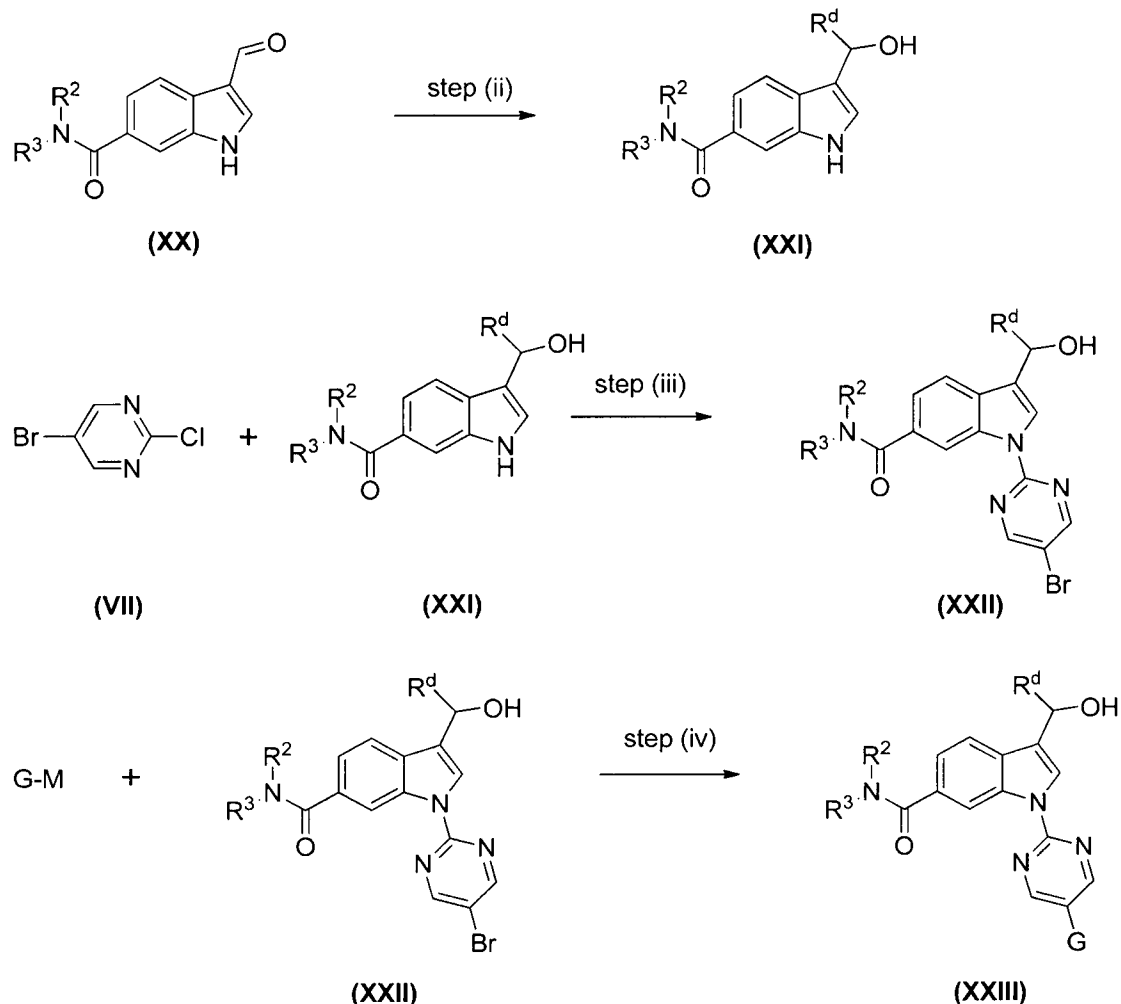
This step (i) of synthesis method (05), namely the reaction of a 2-chloropyrimidine of general formula (XII) with an alkylthio compound (3-(alkylthio)-1H-indole) of general formula (XV) can be carried out using the methods described in step (i) of synthesis method (02).

Synthesis method (06) for the preparation of a compound of formula (I-A):

Reaction scheme 06:



-32-



In this reaction scheme 06, R^d stands for hydrogen and (C₁-C₆)-alkyl, and G and M in the compound G-M have the aforementioned meaning.

Step (i): Transforming a compound of formula (IV) into a compound of formula (XX) under the conditions of a Vilsmeier-Haack reaction

This step (i) of synthesis method (06), namely the transformation of a compound of (IV) into a compound of general formula (XX) takes place under the conditions of a Vilsmeier-Haack reaction (Synlett 2003, 1, 138-139). Therefore, reaction of N,N-dimethylformamide with phosphorus oxychloride leads to the formation of a chloroiminium salt that reacts with a compound of the general formula (IV) at temperatures between 0°C and 100°C, preferable at temperatures between 0°C and 30°C, under formation of a compound of formula (XX).

Step (ii): Transforming a compound of formula (XX) into a compound of general formula (XXI)

This step (ii) of synthesis method (06), namely the transformation of a compound of formula (XX) into a compound of general formula (XXI) wherein R^d is hydrogen takes place under standard conditions for the reduction of aldehydes towards primary alcohols. Suitable reducing reagents are

alkyl borohydrides as for example sodium borohydride or lithium borohydride in a solvent like methanol at temperatures in the range between 0°C and 30°C. Compounds of the general formula (XXI) wherein R^d is (C₁-C₆)-alkyl are obtained from the reaction of compounds of the general formula (XX) with alkyl magnesium halides under the conditions of a Grignard reaction. The reactions are typically performed in solvents like diethyl ether or THF at temperatures preferably in the range from -70°C to 0°C.

Step (iii): Reacting 5-bromo-2-chloropyrimidine (VII) with a compound of formula (XXI)

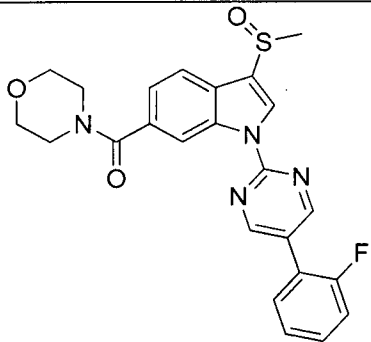
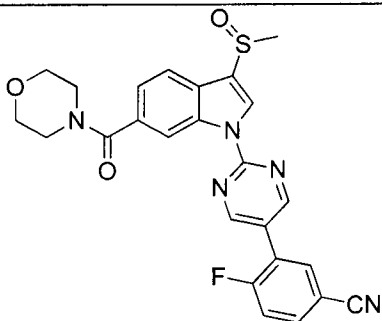
This step (iii) of synthesis method (06), namely the reaction of 5-bromo-2-chloropyrimidine (VII) with a compound of general formula (XXI) to form the compounds of general formula (XXII) takes place respectively by the methods described in step (iii) of synthesis method (01).

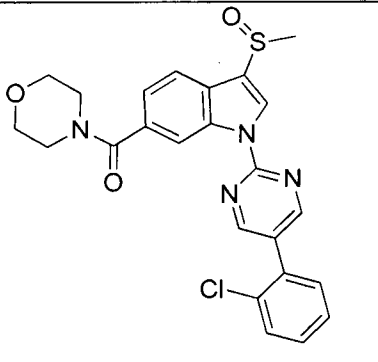
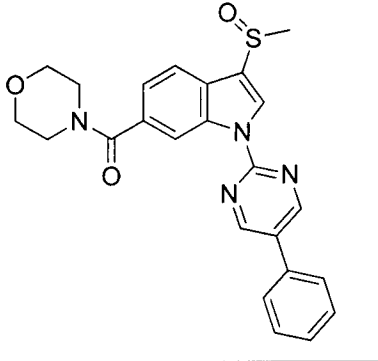
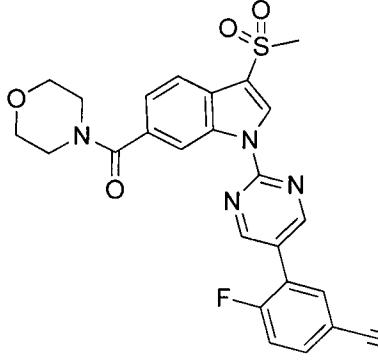
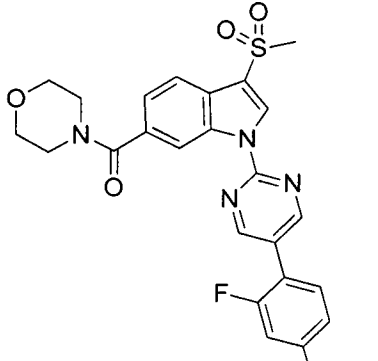
Step (iv): Reacting a compound of formula (XXII) with a compound G-M to form a compound of formula (XXIII) under the conditions of a palladium-catalysed cross-coupling reaction

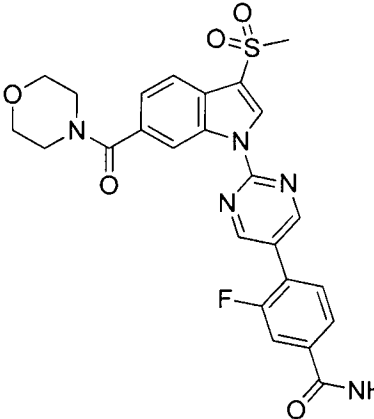
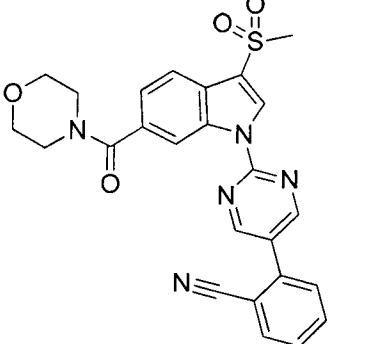
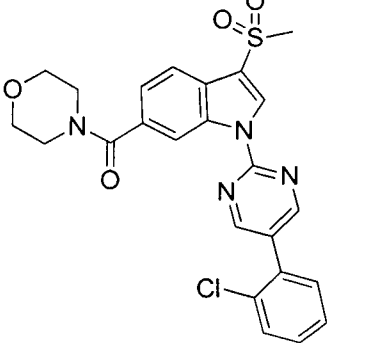
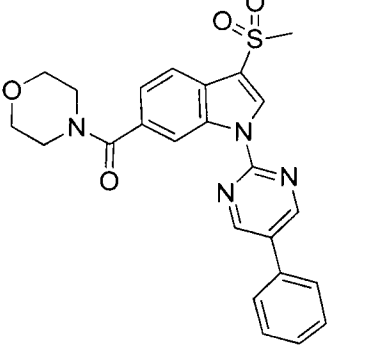
Step (iv) of synthesis method (06), namely the reaction of a compound G-M with a compound of general formula (XXII) takes place under the conditions for a Stille or a Suzuki coupling reaction as described in step (iv) of synthesis method (01).

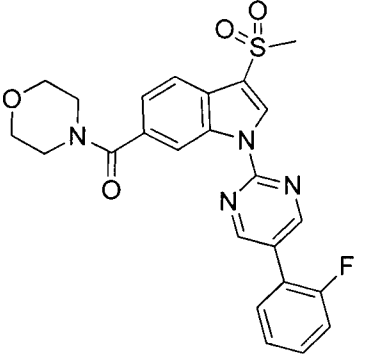
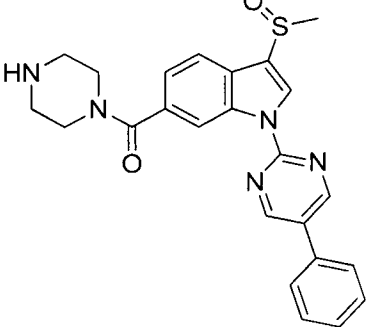
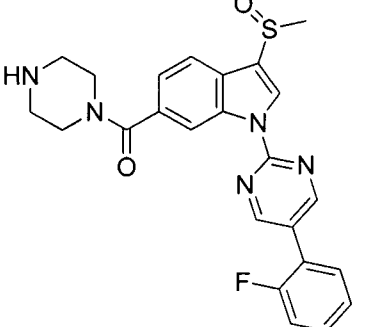
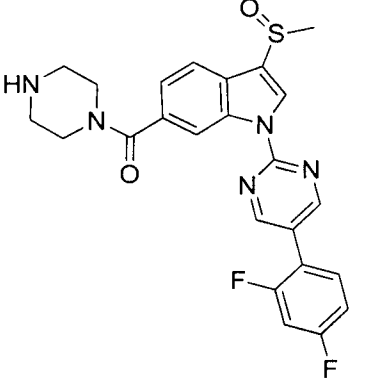
The compounds according to the first aspect of the invention are specified in the table 1 below, without limiting the invention thereto.

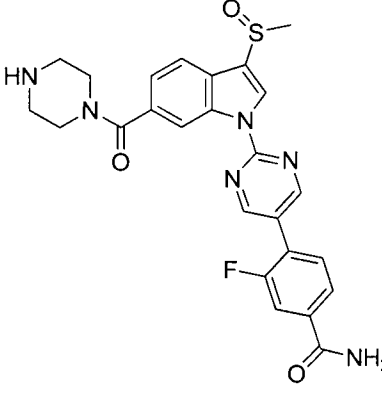
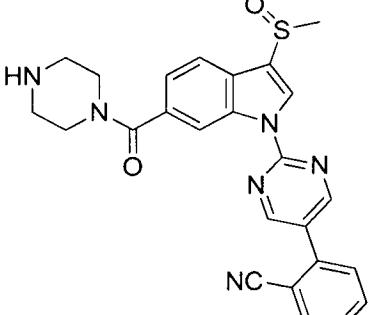
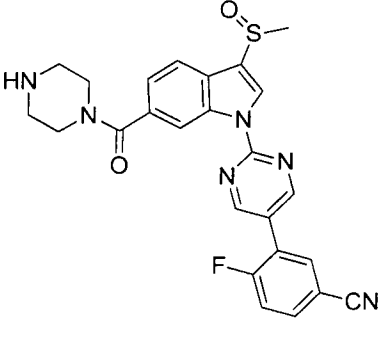
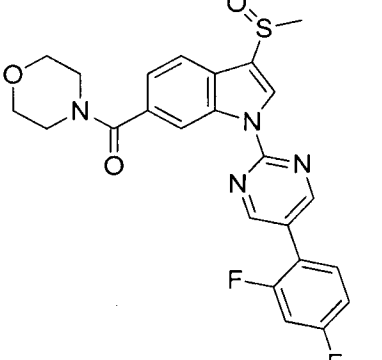
Table 1:

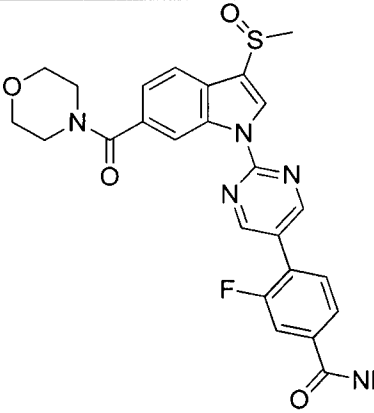
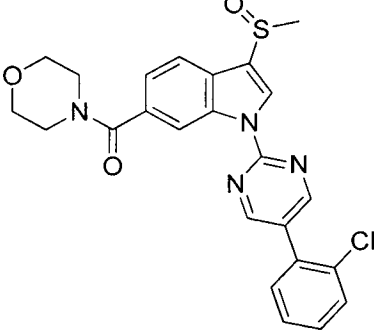
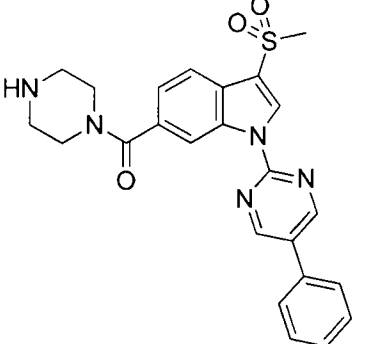
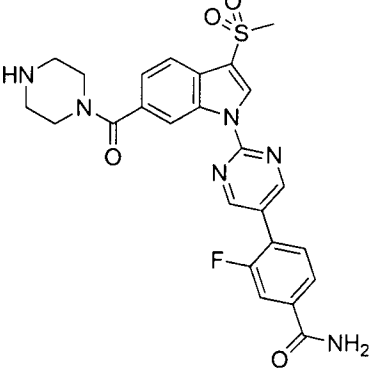
Cmpd-No.	Structure	Name
1		(1-(5-(2-Fluorophenyl)pyrimidin-2-yl)-3-(methylsulfinyl)-1H-indol-6-yl)(morpholino)-methanone
2		4-Fluoro-3-(2-(3-(methylsulfinyl)-6-(morpholine-4-carbonyl)-1H-indol-1-yl)pyrimidin-5-yl)benzonitrile

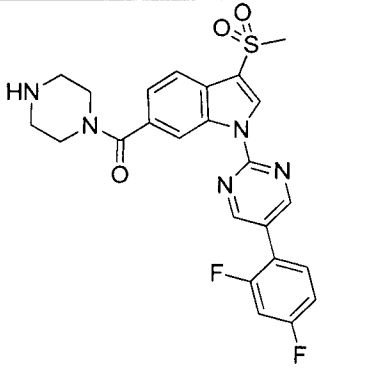
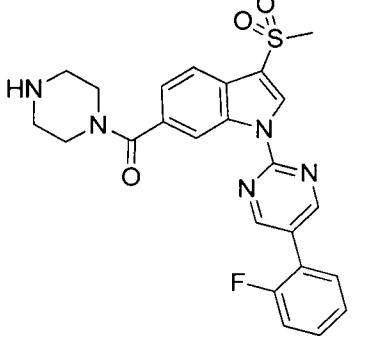
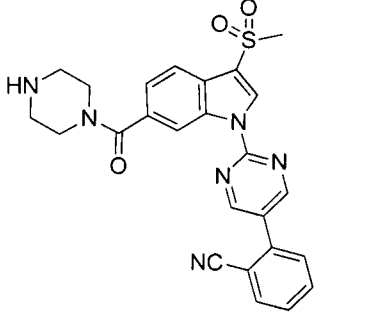
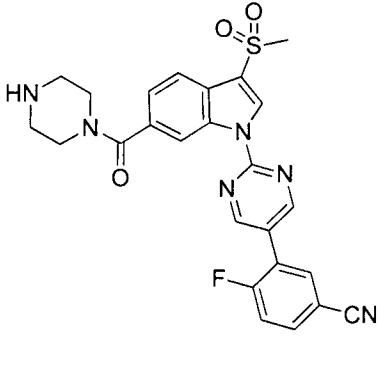
Cmpd-No.	Structure	Name
3		(1-(5-(2-Chlorophenyl)pyrimidin-2-yl)-3-(methylsulfinyl)-1H-indol-6-yl)(morpholino) methanone
4		(3-(Methylsulfinyl)-1-(5-phenylpyrimidin-2-yl)-1H-indol-6-yl)(morpholino) methanone
5		4-Fluoro-3-(2-(3-(methylsulfonyl)-6-(morpholine-4-carbonyl)-1H-indol-1-yl) pyrimidin-5-yl)benzonitrile
6		(1-(5-(2,4-Difluorophenyl)pyrimidin-2-yl)-3-(methylsulfonyl)-1H-indol-6-yl)(morpholino)methanone

Cmpd-No.	Structure	Name
7		3-Fluoro-4-(2-(3-(methylsulfonyl)-6-(morpholine-4-carbonyl)-1H-indol-1-yl)pyrimidin-5-yl)benzamide
8		2-(2-(3-(Methylsulfonyl)-6-(morpholine-4-carbonyl)-1H-indol-1-yl)pyrimidin-5-yl) benzonitrile
9		(1-(5-(2-Chlorophenyl)pyrimidin-2-yl)-3-(methylsulfonyl)-1H-indol-6-yl)(morpholino)methanone
10		(3-(Methylsulfonyl)-1-(5-phenylpyrimidin-2-yl)-1H-indol-6-yl)(morpholino)methanone

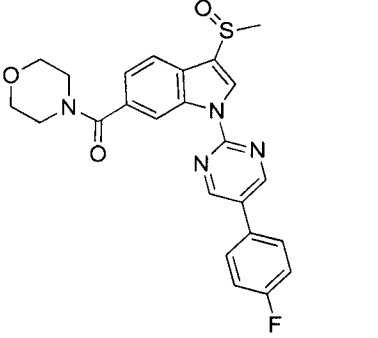
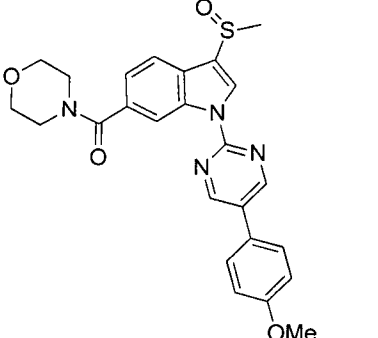
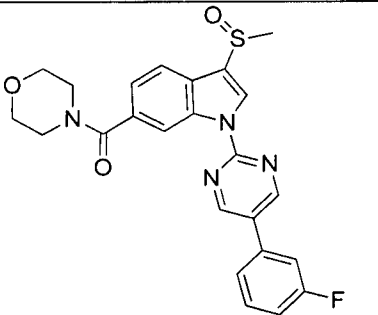
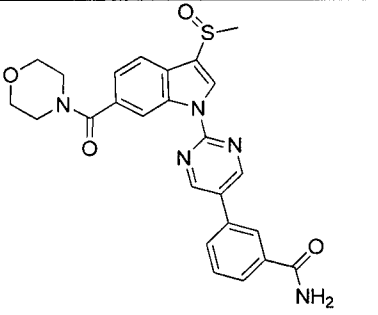
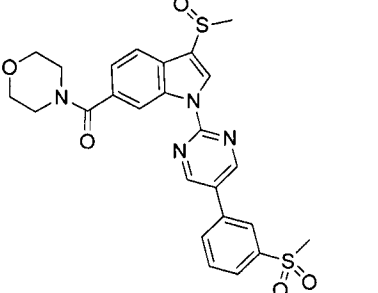
Cmpd-No.	Structure	Name
11		(1-(5-(2-fluorophenyl)pyrimidin-2-yl)-3-(methylsulfonyl)-1H-indol-6-yl)(morpholino)methanone
12		(3-(Methylsulfinyl)-1-(5-phenylpyrimidin-2-yl)-1H-indol-6-yl)(piperazin-1-yl)methanone
13		(1-(5-(2-fluorophenyl)pyrimidin-2-yl)-3-(methylsulfinyl)-1H-indol-6-yl)(piperazin-1-yl)methanone
14		(1-(5-(2,4-difluorophenyl)pyrimidin-2-yl)-3-(methylsulfinyl)-1H-indol-6-yl)(piperazin-1-yl)methanone

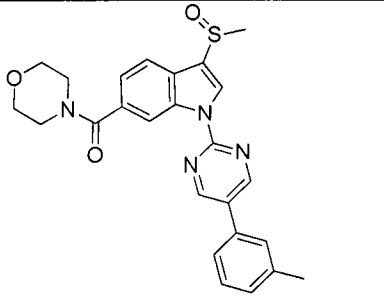
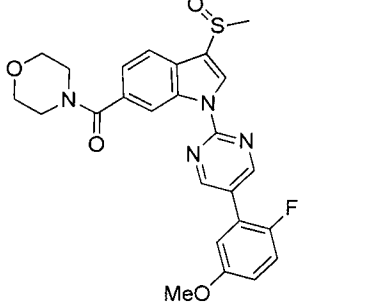
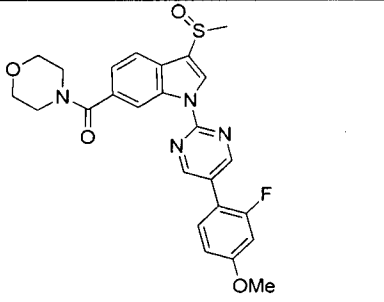
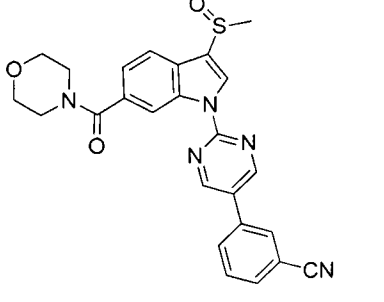
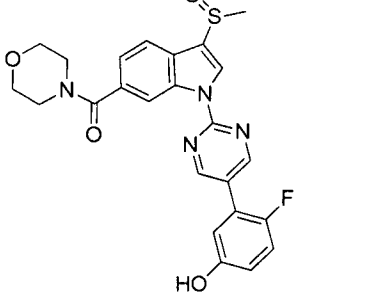
Cmpd-No.	Structure	Name
15		3-fluoro-4-(2-(3-(methylsulfinyl)-6-(piperazine-1-carbonyl)-1H-indol-1-yl)pyrimidin-5-yl)benzamide
16		2-(2-(3-(methylsulfinyl)-6-(piperazine-1-carbonyl)-1H-indol-1-yl)pyrimidin-5-yl)benzonitrile
17		4-fluoro-3-(2-(3-(methylsulfinyl)-6-(piperazine-1-carbonyl)-1H-indol-1-yl)pyrimidin-5-yl)benzonitrile
18		(1-(5-(2,4-Difluorophenyl)pyrimidin-2-yl)-3-(methylsulfinyl)-1H-indol-6-yl)(morpholino)methanone

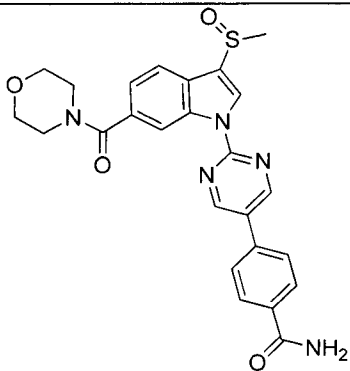
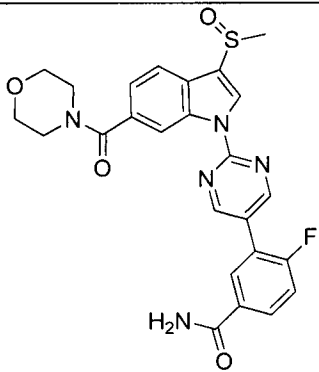
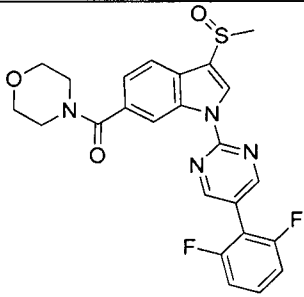
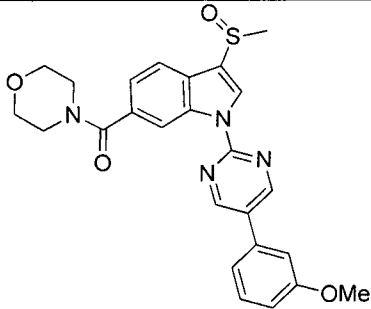
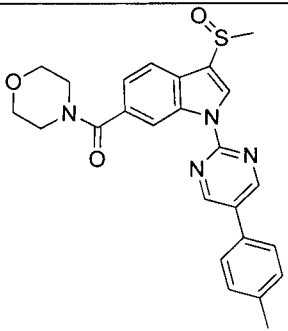
Cmpd-No.	Structure	Name
19		3-Fluoro-4-(2-(3-(methylsulfinyl)-6-(morpholine-4-carbonyl)-1H-indol-1-yl)pyrimidin-5-yl)benzamide
20		2-(2-(3-(Methylsulfinyl)-6-(morpholine-4-carbonyl)-1H-indol-1-yl)pyrimidin-5-yl)benzonitrile
21		(3-(methylsulfonyl)-1-(5-phenylpyrimidin-2-yl)-1H-indol-6-yl)(piperazin-1-yl)methanone
22		3-fluoro-4-(2-(3-(methylsulfonyl)-6-(piperazine-1-carbonyl)-1H-indol-1-yl)pyrimidin-5-yl)benzamide

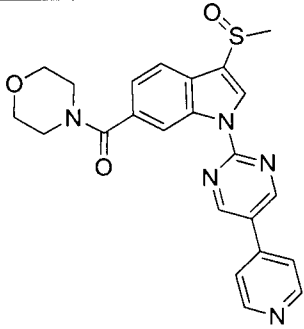
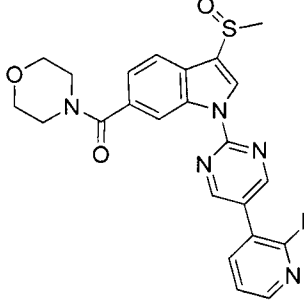
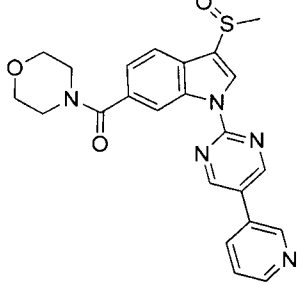
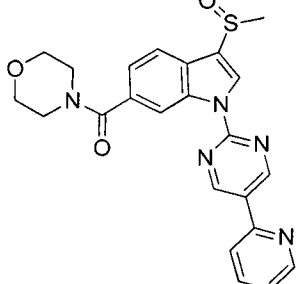
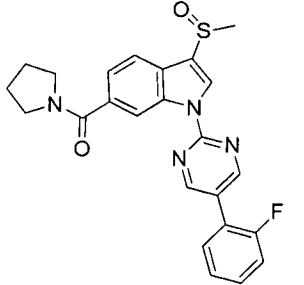
Cmpd-No.	Structure	Name
23		(1-(5-(2,4-difluorophenyl)pyrimidin-2-yl)-3-(methylsulfonyl)-1H-indol-6-yl)(piperazin-1-yl)methanone
24		(1-(5-(2-fluorophenyl)pyrimidin-2-yl)-3-(methylsulfonyl)-1H-indol-6-yl)(piperazin-1-yl)methanone
25		2-(2-(3-(methylsulfonyl)-6-(piperazine-1-carbonyl)-1H-indol-1-yl)pyrimidin-5-yl)benzonitrile
26		4-fluoro-3-(2-(3-(methylsulfonyl)-6-(piperazine-1-carbonyl)-1H-indol-1-yl)pyrimidin-5-yl)benzonitrile

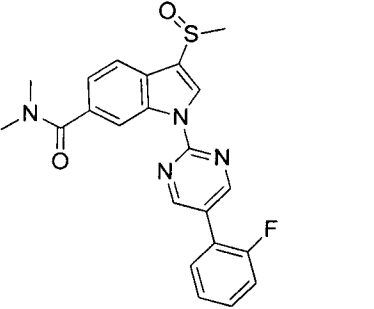
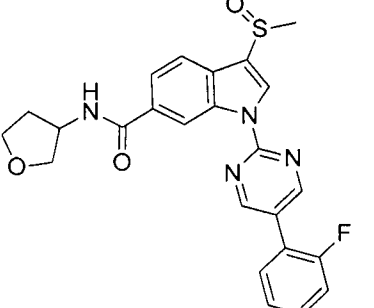
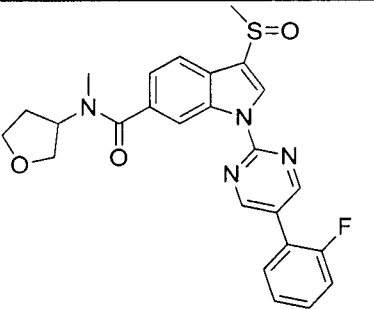
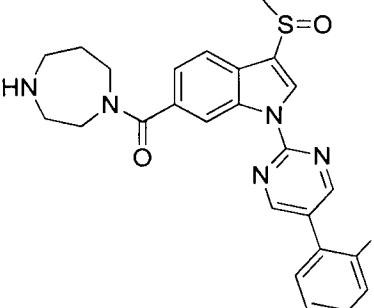
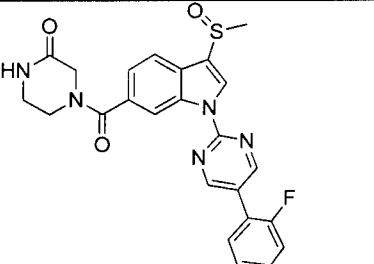
Cmpd-No.	Structure	Name
27		(1-(5-(2-fluorophenyl)pyrimidin-2-yl)-3-(hydroxymethyl)-1H-indol-6-yl)(morpholino)methanone
28		(1-(5-(2-Fluorophenyl)pyrimidin-2-yl)-3-(1-hydroxyethyl)-1H-indol-6-yl)(morpholino)methanone
29		(3-(ethylsulfinyl)-1-(5-(2-fluorophenyl)pyrimidin-2-yl)-1H-indol-6-yl)(morpholino)methanone
30		(1-(5-(2,3-Difluorophenyl)pyrimidin-2-yl)-3-(methylsulfinyl)-1H-indol-6-yl)(morpholino)methanone
31		4-(2-(3-(Methylsulfinyl)-6-(morpholine-4-carbonyl)-1H-indol-1-yl)pyrimidin-5-yl)benzonitrile

Cmpd-No.	Structure	Name
32		(1-(5-(4-Fluorophenyl)pyrimidin-2-yl)-3-(methylsulfinyl)-1H-indol-6-yl)(morpholino)methanone
33		(1-(5-(4-Methoxyphenyl)pyrimidin-2-yl)-3-(methylsulfinyl)-1H-indol-6-yl)(morpholino)methanone
34		(1-(5-(3-Fluorophenyl)pyrimidin-2-yl)-3-(methylsulfinyl)-1H-indol-6-yl)(morpholino)methanone
35		3-(2-(3-(methylsulfinyl)-6-(morpholine-4-carbonyl)-1H-indol-1-yl)pyrimidin-5-yl)benzamide
36		(3-(Methylsulfonyl)-1-(5-(3-(methylsulfonyl)phenyl)pyrimidin-2-yl)-1H-indol-6-yl)(morpholino)methanone

Cmpd-No.	Structure	Name
37		(3-(Methylsulfinyl)-1-(5-(m-tolyl)pyrimidin-2-yl)-1H-indol-6-yl)(morpholino)methanone
38		(1-(5-(2-Fluoro-5-methoxyphenyl)pyrimidin-2-yl)-3-(methylsulfinyl)-1H-indol-6-yl)(morpholino)methanone
39		(1-(5-(2-Fluoro-4-methoxyphenyl)pyrimidin-2-yl)-3-(methylsulfinyl)-1H-indol-6-yl)(morpholino)methanone
40		3-(2-(3-(Methylsulfinyl)-6-(morpholine-4-carbonyl)-1H-indol-1-yl)pyrimidin-5-yl)benzonitrile
41		(1-(5-(2-Fluoro-5-hydroxyphenyl)pyrimidin-2-yl)-3-(methylsulfinyl)-1H-indol-6-yl)(morpholino)methanone

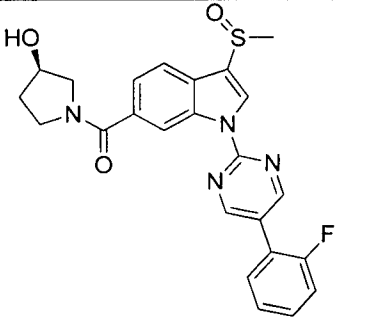
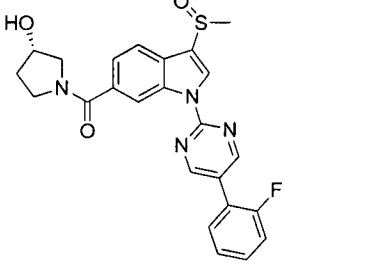
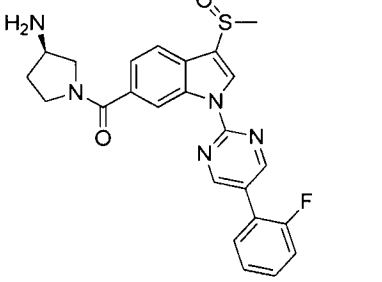
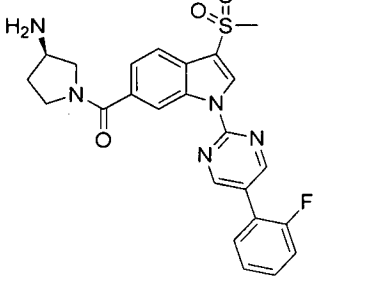
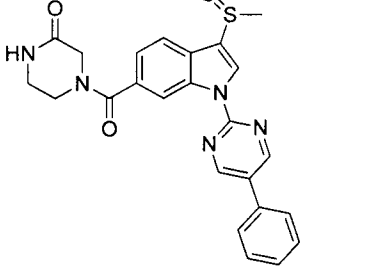
Cmpd-No.	Structure	Name
42		4-(2-(3-(methylsulfinyl)-6-(morpholine-4-carbonyl)-1H-indol-1-yl)pyrimidin-5-yl)benzamide
43		4-Fluoro-3-(2-(3-(methylsulfinyl)-6-(morpholine-4-carbonyl)-1H-indol-1-yl)pyrimidin-5-yl)benzamide
44		(1-(5-(2,6-difluorophenyl)pyrimidin-2-yl)-3-(methylsulfinyl)-1H-indol-6-yl)(morpholino)methanone
45		(1-(5-(3-methoxyphenyl)pyrimidin-2-yl)-3-(methylsulfinyl)-1H-indol-6-yl)(morpholino)methanone
46		(3-(Methylsulfinyl)-1-(5-(p-tolyl)pyrimidin-2-yl)-1H-indol-6-yl)(morpholino)methanone

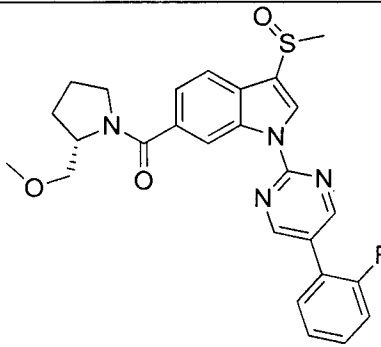
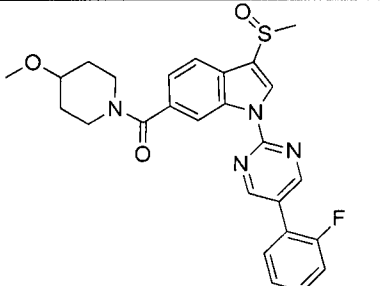
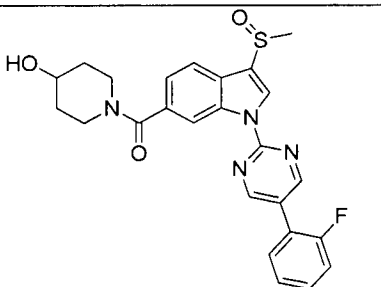
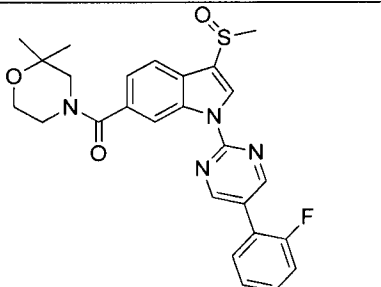
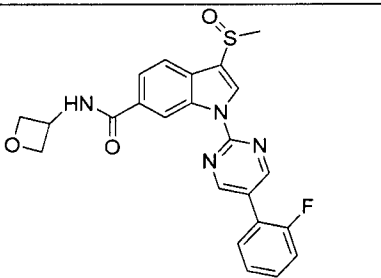
Cmpd-No.	Structure	Name
47		(3-(Methylsulfinyl)-1-(5-(pyridin-4-yl)pyrimidin-2-yl)-1H-indol-6-yl)(morpholino)methanone
48		(1-(5-(2-Fluoropyridin-3-yl)pyrimidin-2-yl)-3-(methylsulfinyl)-1H-indol-6-yl)(morpholino)methanone
49		(3-(Methylsulfinyl)-1-(5-(pyridin-3-yl)pyrimidin-2-yl)-1H-indol-6-yl)(morpholino)methanone
50		(3-(methylsulfinyl)-1-(5-(pyridin-2-yl)pyrimidin-2-yl)-1H-indol-6-yl)(morpholino)methanone
51		(1-(5-(2-Fluorophenyl)pyrimidin-2-yl)-3-(methylsulfinyl)-1H-indol-6-yl)(pyrrolidin-1-yl)methanone

Cmpd-No.	Structure	Name
52		1-(5-(2-Fluorophenyl)pyrimidin-2-yl)-N,N-dimethyl-3-(methylsulfinyl)-1H-indole-6-carboxamide
53		1-(5-(2-fluorophenyl)pyrimidin-2-yl)-3-(methylsulfinyl)-N-(tetrahydrofuran-3-yl)-1H-indole-6-carboxamide
54		1-(5-(2-fluorophenyl)pyrimidin-2-yl)-N-methyl-3-(methylsulfinyl)-N-(tetrahydrofuran-3-yl)-1H-indole-6-carboxamide
55		(1,4-diazepan-1-yl)(1-(5-(2-fluorophenyl)pyrimidin-2-yl)-3-(methylsulfinyl)-1H-indol-6-yl)methanone
56		4-(1-(5-(2-fluorophenyl)pyrimidin-2-yl)-3-(methylsulfinyl)-1H-indole-6-carbonyl)piperazin-2-one

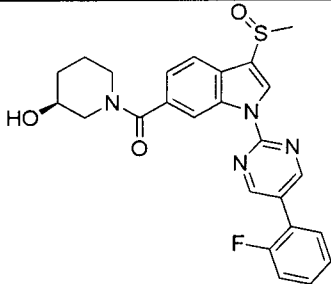
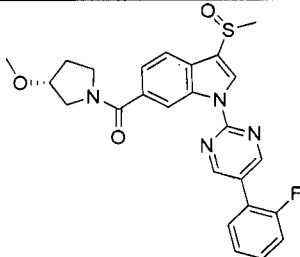
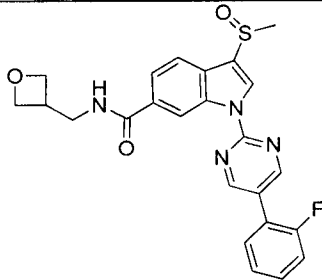
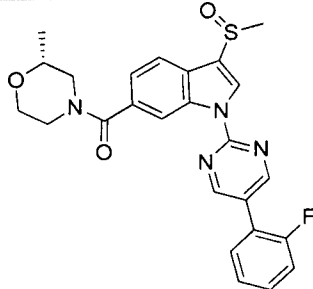
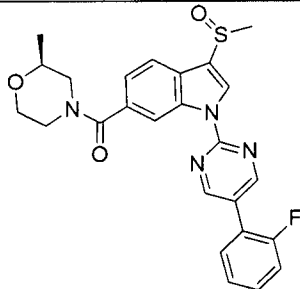
Cmpd-No.	Structure	Name
57		1-(5-(2-fluorophenyl)pyrimidin-2-yl)-3-(methylsulfinyl)-N-(5-oxopyrrolidin-3-yl)-1H-indole-6-carboxamide
58		1-(5-(2-fluorophenyl)pyrimidin-2-yl)-N-methyl-3-(methylsulfinyl)-N-(pyrrolidin-3-yl)-1H-indole-6-carboxamide
59		1-(5-(2-fluorophenyl)pyrimidin-2-yl)-3-(methylsulfinyl)-N-(pyrrolidin-3-yl)-1H-indole-6-carboxamide
60		(1-(5-(2-fluorophenyl)pyrimidin-2-yl)-3-(methylsulfinyl)-1H-indol-6-yl)(1,4-oxazepan-4-yl)methanone
61		1-(5-(2-fluorophenyl)pyrimidin-2-yl)-N-methyl-3-(methylsulfinyl)-1H-indole-6-carboxamide

Cmpd-No.	Structure	Name
62		N-(cyclopropylmethyl)-1-(5-(2-fluorophenyl)pyrimidin-2-yl)-3-(methylsulfinyl)-1H-indole-6-carboxamide
63		1-(5-(2-fluorophenyl)pyrimidin-2-yl)-N-(2-hydroxyethyl)-3-(methylsulfinyl)-1H-indole-6-carboxamide
64		1-(5-(2-fluorophenyl)pyrimidin-2-yl)-N-(2-hydroxyethyl)-N-methyl-3-(methylsulfinyl)-1H-indole-6-carboxamide
65		1-(5-(2-fluorophenyl)pyrimidin-2-yl)-N-(2-methoxyethyl)-N-methyl-3-(methylsulfinyl)-1H-indole-6-carboxamide

Cmpd-No.	Structure	Name
66		(1-(5-(2-fluorophenyl)pyrimidin-2-yl)-3-(methylsulfinyl)-1H-indol-6-yl)((R)-3-hydroxypyrrolidin-1-yl)methanone
67		(1-(5-(2-fluorophenyl)pyrimidin-2-yl)-3-(methylsulfinyl)-1H-indol-6-yl)((S)-3-hydroxypyrrolidin-1-yl)methanone
68		(R)-3-Aminopyrrolidin-1-yl(1-(5-(2-fluorophenyl)pyrimidin-2-yl)-3-(methylsulfinyl)-1H-indol-6-yl)methanone
69		(R)-(3-Aminopyrrolidin-1-yl)(1-(5-(2-fluorophenyl)pyrimidin-2-yl)-3-(methylsulfonyl)-1H-indol-6-yl)methanone
70		4-(3-(Methylsulfinyl)-1-(5-phenylpyrimidin-2-yl)-1H-indole-6-carbonyl)piperazin-2-one

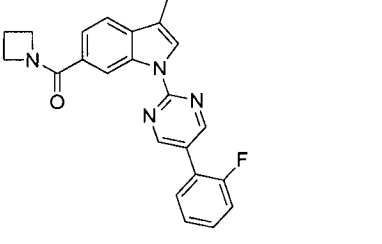
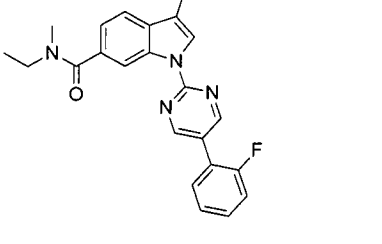
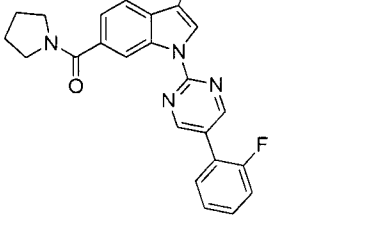
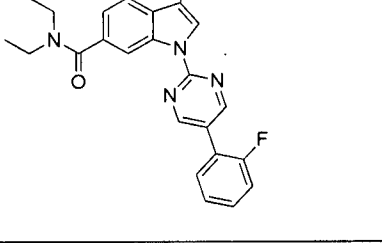
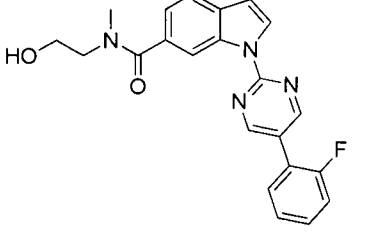
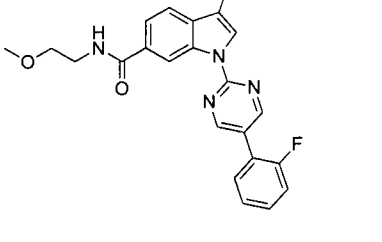
Cmpd-No.	Structure	Name
71		(1-(5-(2-fluorophenyl)pyrimidin-2-yl)-3-(methylsulfinyl)-1H-indol-6-yl)((S)-2-(methoxymethyl)pyrrolidin-1-yl)methanone
72		(1-(5-(2-fluorophenyl)pyrimidin-2-yl)-3-(methylsulfinyl)-1H-indol-6-yl)(4-methoxypiperidin-1-yl)methanone
73		(1-(5-(2-fluorophenyl)pyrimidin-2-yl)-3-(methylsulfinyl)-1H-indol-6-yl)(4-hydroxypiperidin-1-yl)methanone
74		(2,2-dimethylmorpholino)(1-(5-(2-fluorophenyl)pyrimidin-2-yl)-3-(methylsulfinyl)-1H-indol-6-yl)methanone
75		1-(5-(2-fluorophenyl)pyrimidin-2-yl)-3-(methylsulfinyl)-N-(oxetan-3-yl)-1H-indole-6-carboxamide

Cmpd-No.	Structure	Name
76		4-(1-(5-(2-fluorophenyl)pyrimidin-2-yl)-3-(methylsulfinyl)-1H-indole-6-carbonyl)-1-methylpiperazin-2-one
77		(1-(5-(2-fluorophenyl)pyrimidin-2-yl)-3-(methylsulfinyl)-1H-indol-6-yl)((R)-2-(methoxymethyl)pyrrolidin-1-yl)methanone
78		(1-(5-(2-fluorophenyl)pyrimidin-2-yl)-3-(methylsulfinyl)-1H-indol-6-yl)((R)-2-(hydroxymethyl)pyrrolidin-1-yl)methanone
79		(1-(5-(2-fluorophenyl)pyrimidin-2-yl)-3-(methylsulfinyl)-1H-indol-6-yl)((S)-2-(hydroxymethyl)pyrrolidin-1-yl)methanone
80		(1-(5-(2-fluorophenyl)pyrimidin-2-yl)-3-(methylsulfinyl)-1H-indol-6-yl)((R)-3-hydroxypiperidin-1-yl)methanone

Cmpd-No.	Structure	Name
81		(1-(5-(2-fluorophenyl)pyrimidin-2-yl)-3-(methylsulfinyl)-1H-indol-6-yl)((S)-3-hydroxypiperidin-1-yl)methanone
82		(1-(5-(2-fluorophenyl)pyrimidin-2-yl)-3-(methylsulfinyl)-1H-indol-6-yl)((R)-3-methoxypyrrolidin-1-yl)methanone
83		1-(5-(2-fluorophenyl)pyrimidin-2-yl)-3-(methylsulfinyl)-N-(oxetan-3-ylmethyl)-1H-indole-6-carboxamide
84		(1-(5-(2-fluorophenyl)pyrimidin-2-yl)-3-(methylsulfinyl)-1H-indol-6-yl)((R)-2-methylmorpholino)methanone
85		(1-(5-(2-fluorophenyl)pyrimidin-2-yl)-3-(methylsulfinyl)-1H-indol-6-yl)((S)-2-methylmorpholino)methanone

Cmpd-No.	Structure	Name
86		(1-(5-(4-hydroxyphenyl)pyrimidin-2-yl)-3-(methylsulfinyl)-1H-indol-6-yl)(morpholino)methanone
87		(1-(5-(2-fluorophenyl)pyrimidin-2-yl)-3-methyl-1H-indol-6-yl)(morpholino)methanone
88		(3-Ethyl-1-(5-(2-fluorophenyl)pyrimidin-2-yl)-1H-indol-6-yl)(morpholino)methanone
89		(1-(5-(2-fluorophenyl)pyrimidin-2-yl)-3-methyl-1H-indol-6-yl)(1,3-oxazinan-3-yl)methanone
90		1-(5-(2-fluorophenyl)pyrimidin-2-yl)-N-(3-hydroxypropyl)-3-methyl-1H-indole-6-carboxamide
91		(5,5-dimethyl-1,3-oxazinan-3-yl)(1-(5-(2-fluorophenyl)pyrimidin-2-yl)-3-methyl-1H-indol-6-yl)methanone

Cmpd-No.	Structure	Name
92		1-(5-(2-fluorophenyl)pyrimidin-2-yl)-N-(3-hydroxy-2,2-dimethylpropyl)-3-methyl-1H-indole-6-carboxamide
93		4-(1-(5-(2-fluorophenyl)pyrimidin-2-yl)-3-methyl-1H-indole-6-carbonyl)piperazin-2-one
94		1-(1-(5-(2-fluorophenyl)pyrimidin-2-yl)-3-methyl-1H-indole-6-carbonyl)tetrahydropyrimidin-4(1H)-one
95		N-(cyclohexylmethyl)-1-(5-(2-fluorophenyl)pyrimidin-2-yl)-3-methyl-1H-indole-6-carboxamide
96		1-(5-(2-fluorophenyl)pyrimidin-2-yl)-N-((1-hydroxycyclohexyl)methyl)-3-methyl-1H-indole-6-carboxamide
97		N-cyclohexyl-1-(5-(2-fluorophenyl)pyrimidin-2-yl)-3-methyl-1H-indole-6-carboxamide
98		1-(5-(2-fluorophenyl)pyrimidin-2-yl)-N-((1-hydroxycyclopentyl)methyl)-3-methyl-1H-indole-6-carboxamide

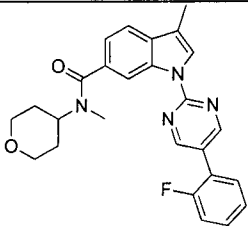
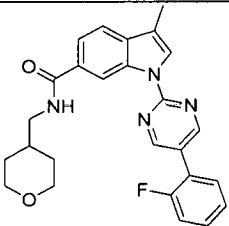
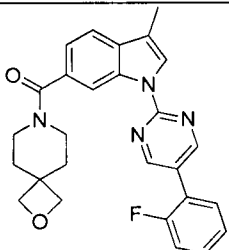
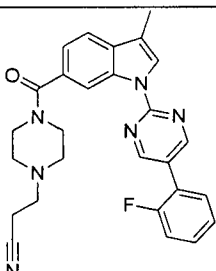
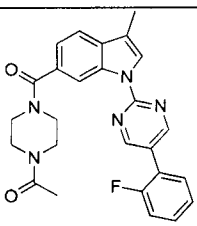
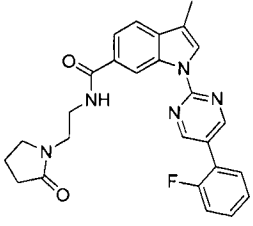
Cmpd-No.	Structure	Name
99		azetidin-1-yl(1-(5-(2-fluorophenyl)pyrimidin-2-yl)-3-methyl-1H-indol-6-yl)methanone
100		N-ethyl-1-(5-(2-fluorophenyl)pyrimidin-2-yl)-N,3-dimethyl-1H-indole-6-carboxamide
101		(1-(5-(2-fluorophenyl)pyrimidin-2-yl)-3-methyl-1H-indol-6-yl)(pyrrolidin-1-yl)methanone
102		N,N-diethyl-1-(5-(2-fluorophenyl)pyrimidin-2-yl)-3-methyl-1H-indole-6-carboxamide
103		1-(5-(2-fluorophenyl)pyrimidin-2-yl)-N-(2-hydroxyethyl)-N,3-dimethyl-1H-indole-6-carboxamide
104		1-(5-(2-fluorophenyl)pyrimidin-2-yl)-N-(2-methoxyethyl)-3-methyl-1H-indole-6-carboxamide

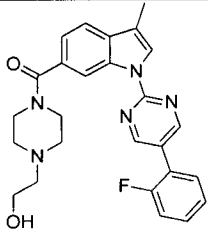
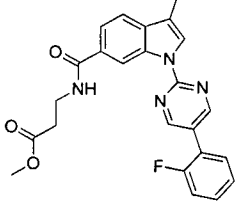
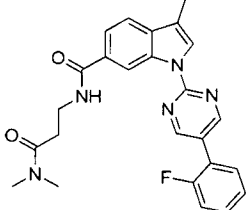
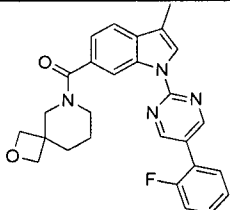
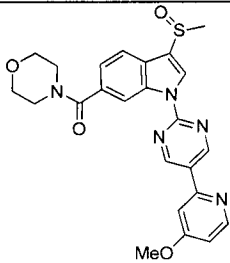
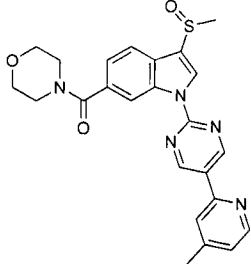
Cmpd-No.	Structure	Name
105		(1-(5-(2-fluorophenyl)pyrimidin-2-yl)-3-methyl-1H-indol-6-yl)(piperidin-1-yl)methanone
106		(1-(5-(2-fluorophenyl)pyrimidin-2-yl)-3-methyl-1H-indol-6-yl)(morpholino)methanone
107		1-(5-(2-fluorophenyl)pyrimidin-2-yl)-N-(3-methoxypropyl)-3-methyl-1H-indole-6-carboxamide
108		1-(5-(2-fluorophenyl)pyrimidin-2-yl)-N-(furan-2-ylmethyl)-3-methyl-1H-indole-6-carboxamide
109		(1-(5-(2-fluorophenyl)pyrimidin-2-yl)-3-methyl-1H-indol-6-yl)(4-methylpiperazin-1-yl)methanone
110		(1-(5-(2-fluorophenyl)pyrimidin-2-yl)-3-methyl-1H-indol-6-yl)(3-hydroxypiperidin-1-yl)methanone
111		(1-(5-(2-fluorophenyl)pyrimidin-2-yl)-3-methyl-1H-indol-6-yl)(3-methylmorpholino)methanone

Cmpd-No.	Structure	Name
112		1-(5-(2-fluorophenyl)pyrimidin-2-yl)-3-methyl-N-((tetrahydrofuran-2-yl)methyl)-1H-indole-6-carboxamide
113		1-(5-(2-fluorophenyl)pyrimidin-2-yl)-3-methyl-N-(tetrahydro-2H-pyran-4-yl)-1H-indole-6-carboxamide
114		1-(5-(2-fluorophenyl)pyrimidin-2-yl)-N-((1-hydroxycyclobutyl)methyl)-3-methyl-1H-indole-6-carboxamide
115		N-(2-(dimethylamino)-2-oxoethyl)-1-(5-(2-fluorophenyl)pyrimidin-2-yl)-3-methyl-1H-indole-6-carboxamide
116		N-(2-(dimethylamino)ethyl)-1-(5-(2-fluorophenyl)pyrimidin-2-yl)-N,3-dimethyl-1H-indole-6-carboxamide
117		(1-(5-(2-fluorophenyl)pyrimidin-2-yl)-3-methyl-1H-indol-6-yl)(thiomorpholino)methanone
118		1-(5-(2-fluorophenyl)pyrimidin-2-yl)-N,3-dimethyl-N-(pyridin-4-yl)-1H-indole-6-carboxamide

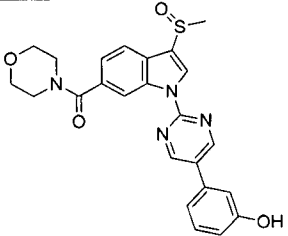
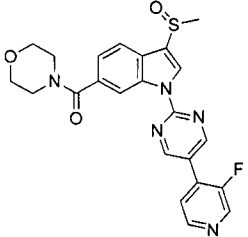
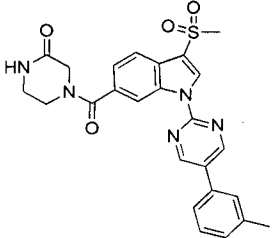
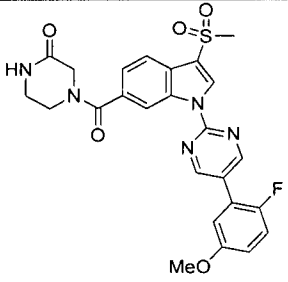
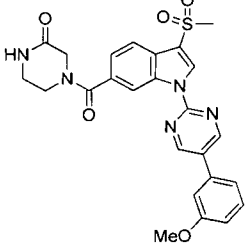
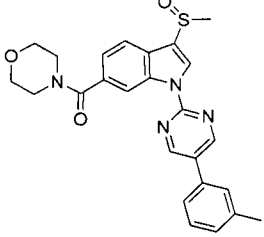
Cmpd-No.	Structure	Name
119		1-(5-(2-fluorophenyl)pyrimidin-2-yl)-3-methyl-N-(pyridin-4-ylmethyl)-1H-indole-6-carboxamide
120		1-(5-(2-fluorophenyl)pyrimidin-2-yl)-N-(furan-2-ylmethyl)-N,3-dimethyl-1H-indole-6-carboxamide
121		(R)-(3-(dimethylamino)pyrrolidin-1-yl)(1-(5-(2-fluorophenyl)pyrimidin-2-yl)-3-methyl-1H-indol-6-yl)methanone
122		(4-ethylpiperazin-1-yl)(1-(5-(2-fluorophenyl)pyrimidin-2-yl)-3-methyl-1H-indol-6-yl)methanone
123		(1-(5-(2-fluorophenyl)pyrimidin-2-yl)-3-methyl-1H-indol-6-yl)(4-methyl-1,4-diazepan-1-yl)methanone
124		1-(5-(2-fluorophenyl)pyrimidin-2-yl)-3-methyl-N-(1-methylpiperidin-4-yl)-1H-indole-6-carboxamide

Cmpd-No.	Structure	Name
125		(2,6-dimethylmorpholino)(1-(5-(2-fluorophenyl)pyrimidin-2-yl)-3-methyl-1H-indol-6-yl)methanone (isomer 1)
126		(2,6-dimethylmorpholino)(1-(5-(2-fluorophenyl)pyrimidin-2-yl)-3-methyl-1H-indol-6-yl)methanone (isomer 2)
127		(S)-(1-(5-(2-fluorophenyl)pyrimidin-2-yl)-3-methyl-1H-indol-6-yl)(2-(methoxymethyl)pyrrolidin-1-yl)methanone
128		(1-(5-(2-fluorophenyl)pyrimidin-2-yl)-3-methyl-1H-indol-6-yl)(2-(hydroxymethyl)piperidin-1-yl)methanone
129		(1-(5-(2-fluorophenyl)pyrimidin-2-yl)-3-methyl-1H-indol-6-yl)(4-(hydroxymethyl)piperidin-1-yl)methanone
130		(1-(5-(2-fluorophenyl)pyrimidin-2-yl)-3-methyl-1H-indol-6-yl)(4-methoxypiperidin-1-yl)methanone

Cmpd-No.	Structure	Name
131		1-(5-(2-fluorophenyl)pyrimidin-2-yl)-N,3-dimethyl-N-(tetrahydro-2H-pyran-4-yl)-1H-indole-6-carboxamide
132		1-(5-(2-fluorophenyl)pyrimidin-2-yl)-3-methyl-N-((tetrahydro-2H-pyran-4-yl)methyl)-1H-indole-6-carboxamide
133		(1-(5-(2-fluorophenyl)pyrimidin-2-yl)-3-methyl-1H-indol-6-yl)(2-oxa-7-azaspiro[3.5]nonan-7-yl)methanone
134		3-(4-(1-(5-(2-fluorophenyl)pyrimidin-2-yl)-3-methyl-1H-indole-6-carbonyl)piperazin-1-yl)propanenitrile
135		1-(4-(1-(5-(2-fluorophenyl)pyrimidin-2-yl)-3-methyl-1H-indole-6-carbonyl)piperazin-1-yl)ethanone
136		1-(5-(2-fluorophenyl)pyrimidin-2-yl)-3-methyl-N-(2-(2-oxopyrrolidin-1-yl)ethyl)-1H-indole-6-carboxamide

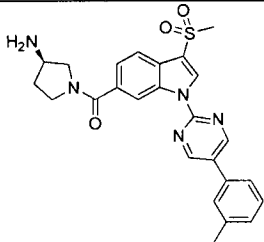
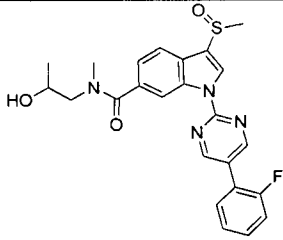
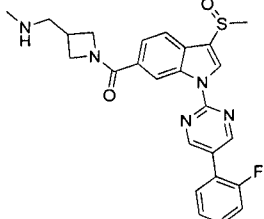
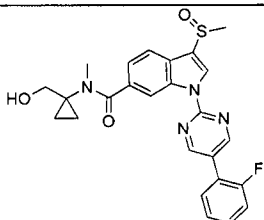
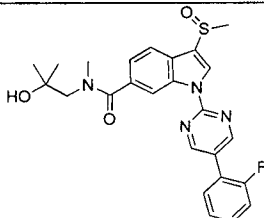
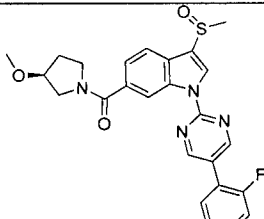
Cmpd-No.	Structure	Name
137		(1-(5-(2-fluorophenyl)pyrimidin-2-yl)-3-methyl-1H-indol-6-yl)(4-(2-hydroxyethyl)piperazin-1-yl)methanone
138		methyl 3-(1-(5-(2-fluorophenyl)pyrimidin-2-yl)-3-methyl-1H-indole-6-carboxamido)propanoate
139		N-(3-(dimethylamino)-3-oxopropyl)-1-(5-(2-fluorophenyl)pyrimidin-2-yl)-3-methyl-1H-indole-6-carboxamide
140		(1-(5-(2-fluorophenyl)pyrimidin-2-yl)-3-methyl-1H-indol-6-yl)(2-oxa-6-azaspiro[3.5]nonan-6-yl)methanone
141		(1-(5-(4-Methoxypyridin-2-yl)pyrimidin-2-yl)-3-(methylsulfinyl)-1H-indol-6-yl)(morpholino)methanone
142		(1-(5-(4-Methylpyridin-2-yl)pyrimidin-2-yl)-3-(methylsulfinyl)-1H-indol-6-yl)(morpholino)methanone

Cmpd-No.	Structure	Name
143		(1-(5-(2-Hydroxypyridin-4-yl)pyrimidin-2-yl)-3-(methylsulfinyl)-1H-indol-6-yl)(morpholino)methanone
144		(3-(Methylsulfinyl)-1-(5-(pyridazin-3-yl)pyrimidin-2-yl)-1H-indol-6-yl)(morpholino)methanone
145		(3-(Methylsulfinyl)-1-(5-(thiazol-4-yl)pyrimidin-2-yl)-1H-indol-6-yl)(morpholino)methanone
146		(1-(5-(5-Amino-2-fluorophenyl)pyrimidin-2-yl)-3-(methylsulfinyl)-1H-indol-6-yl)(morpholino)methanone
147		(1-(5-(4-Hydroxypyridin-2-yl)pyrimidin-2-yl)-3-(methylsulfinyl)-1H-indol-6-yl)(morpholino)methanone
148		(1-(5-(1-Methyl-1H-pyrazol-4-yl)pyrimidin-2-yl)-3-(methylsulfinyl)-1H-indol-6-yl)(morpholino)methanone

Cmpd-No.	Structure	Name
149		(1-(5-(3-Hydroxyphenyl)pyrimidin-2-yl)-3-(methylsulfinyl)-1H-indol-6-yl)(morpholino)methanone
150		(1-(5-(3-Fluoropyridin-4-yl)pyrimidin-2-yl)-3-(methylsulfinyl)-1H-indol-6-yl)(morpholino)methanone
151		4-(3-(Methylsulfonyl)-1-(5-(m-tolyl)pyrimidin-2-yl)-1H-indole-6-carbonyl)piperazin-2-one
152		4-(1-(5-(2-Fluoro-5-methoxyphenyl)pyrimidin-2-yl)-3-(methylsulfonyl)-1H-indole-6-carbonyl)piperazin-2-one
153		4-(1-(5-(3-Methoxyphenyl)pyrimidin-2-yl)-3-(methylsulfonyl)-1H-indole-6-carbonyl)piperazin-2-one
154		(3-(Methylsulfinyl)-1-(5-(m-tolyl)pyrimidin-2-yl)-1H-indol-6-yl)(morpholino)methanone (Enantiomer 1)

Cmpd-No.	Structure	Name
155		(3-(Methylsulfinyl)-1-(5-(m-tolyl)pyrimidin-2-yl)-1H-indol-6-yl)(morpholino)methanone (Enantiomer 2)
156		(3-(Methylsulfonyl)-1-(5-(m-tolyl)pyrimidin-2-yl)-1H-indol-6-yl)(morpholino)methanone
157		(1-(5-(3-Methoxyphenyl)pyrimidin-2-yl)-3-(methylsulfinyl)-1H-indol-6-yl)(morpholino)methanone (Enantiomer 1)
158		(1-(5-(3-Methoxyphenyl)pyrimidin-2-yl)-3-(methylsulfinyl)-1H-indol-6-yl)(morpholino)methanone (Enantiomer 2)
159		(1-(5-(3-Methoxyphenyl)pyrimidin-2-yl)-3-(methylsulfonyl)-1H-indol-6-yl)(morpholino)methanone
160		(1-(5-(2-Fluoro-5-methoxyphenyl)pyrimidin-2-yl)-3-(methylsulfinyl)-1H-indol-6-yl)(morpholino)methanone (Enantiomer 1)

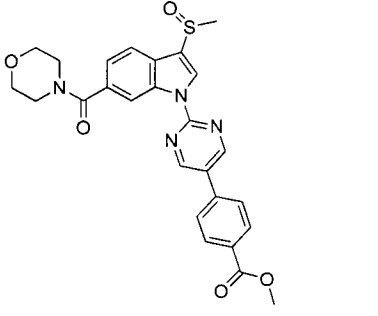
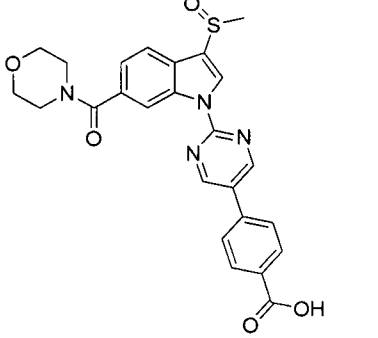
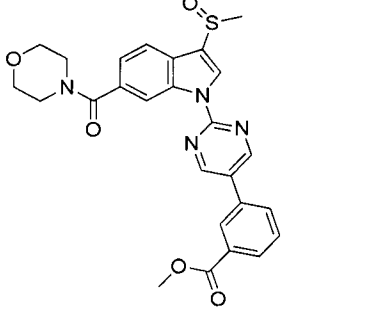
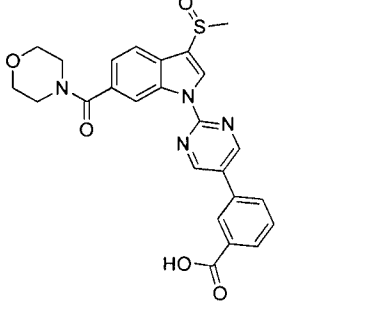
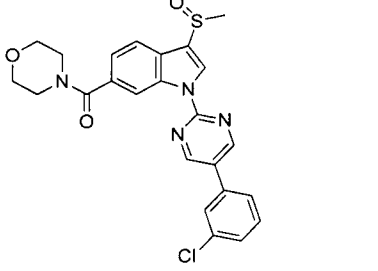
Cmpd-No.	Structure	Name
161		(1-(5-(2-Fluoro-5-methoxyphenyl)pyrimidin-2-yl)-3-(methylsulfinyl)-1H-indol-6-yl)(morpholino)methanone (Enantiomer 2)
162		(1-(5-(2-Fluoro-5-methoxyphenyl)pyrimidin-2-yl)-3-(methylsulfonyl)-1H-indol-6-yl)(morpholino)methanone
163		(3-(Methylsulfinyl)-1-(5-phenylpyrimidin-2-yl)-1H-indol-6-yl)(morpholino)methanone (Enantiomer 1)
164		(3-(Methylsulfinyl)-1-(5-phenylpyrimidin-2-yl)-1H-indol-6-yl)(morpholino)methanone (Enantiomer 2)
165		(1-(5-(2-Fluorophenyl)pyrimidin-2-yl)-3-(methylsulfinyl)-1H-indol-6-yl)(morpholino)methanone (Enantiomer 1)
166		(1-(5-(2-Fluorophenyl)pyrimidin-2-yl)-3-(methylsulfinyl)-1H-indol-6-yl)(morpholino)methanone (Enantiomer 2)

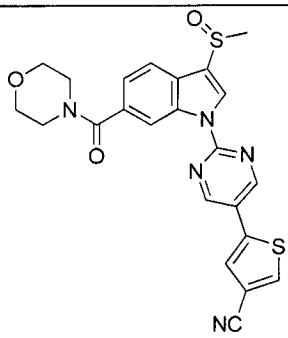
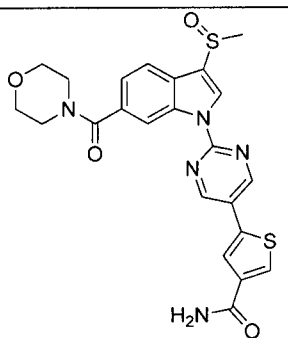
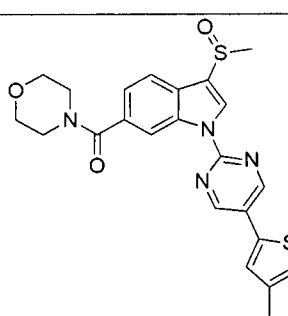
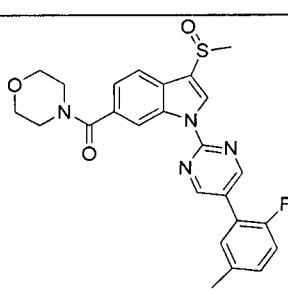
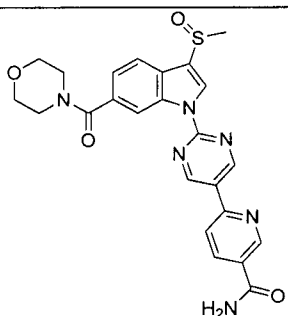
Cmpd-No.	Structure	Name
167		(R)-(3-Aminopyrrolidin-1-yl)(3-(methylsulfonyl)-1-(5-(m-tolyl)pyrimidin-2-yl)-1H-indol-6-yl)methanone
168		1-(5-(2-Fluorophenyl)pyrimidin-2-yl)-N-(2-hydroxypropyl)-N-methyl-3-(methylsulfinyl)-1H-indole-6-carboxamide
169		(1-(5-(2-Fluorophenyl)pyrimidin-2-yl)-3-(methylsulfinyl)-1H-indol-6-yl)(3-((methylamino)methyl)azetidin-1-yl)methanone
170		1-(5-(2-Fluorophenyl)pyrimidin-2-yl)-N-(1-(hydroxymethyl)cyclopropyl)-N-methyl-3-(methylsulfinyl)-1H-indole-6-carboxamide
171		1-(5-(2-Fluorophenyl)pyrimidin-2-yl)-N-(2-hydroxy-2-methylpropyl)-N-methyl-3-(methylsulfinyl)-1H-indole-6-carboxamide
172		(1-(5-(2-Fluorophenyl)pyrimidin-2-yl)-3-(methylsulfinyl)-1H-indol-6-yl)((S)-3-methoxypyrrolidin-1-yl)methanone

Cmpd-No.	Structure	Name
173		2-(1-(5-(2-Fluorophenyl)pyrimidin-2-yl)-N-methyl-3-(methylsulfinyl)-1H-indole-6-carboxamido)acetic acid
174		N-(2-Amino-2-oxoethyl)-1-(5-(2-fluorophenyl)pyrimidin-2-yl)-N-methyl-3-(methylsulfinyl)-1H-indole-6-carboxamide
175		2,5-Diazabicyclo[2.2.1]heptan-2-yl(1-(5-(2-fluorophenyl)pyrimidin-2-yl)-3-(methylsulfinyl)-1H-indol-6-yl)methanone
176		8-(1-(5-(2-Fluorophenyl)pyrimidin-2-yl)-3-(methylsulfinyl)-1H-indole-6-carbonyl)-2,8-diazaspiro[4.5]decan-1-one
177		Methyl 2-(1-(5-(2-fluorophenyl)pyrimidin-2-yl)-N-methyl-3-(methylsulfinyl)-1H-indole-6-carboxamido)acetate
178		(1-(5-(2-Fluorophenyl)pyrimidin-2-yl)-3-(methylsulfinyl)-1H-indol-6-yl)((S)-3-methylmorpholino)methanone

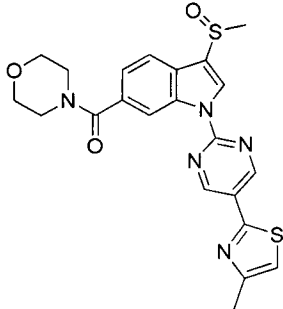
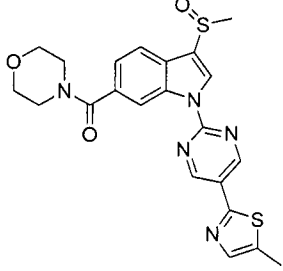
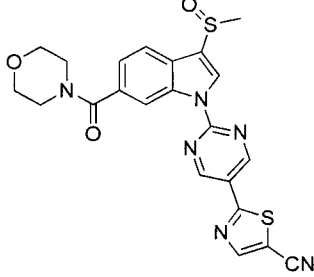
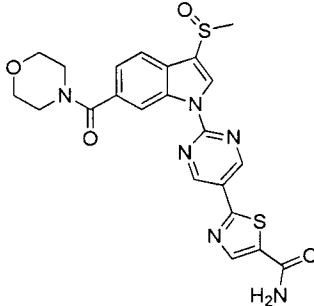
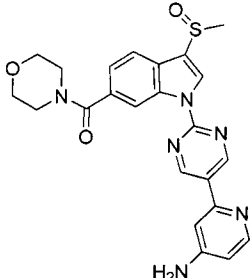
Cmpd-No.	Structure	Name
179		(1-(5-(2-Fluorophenyl)pyrimidin-2-yl)-3-(methylsulfinyl)-1H-indol-6-yl)((R)-3-methylmorpholino)methanone
180		(1-(5-(6-Methylpyridin-2-yl)pyrimidin-2-yl)-3-(methylsulfinyl)-1H-indol-6-yl)(morpholino)methanone
181		2-(2-(3-(Methylsulfinyl)-6-(morpholine-4-carbonyl)-1H-indol-1-yl)pyrimidin-5-yl)isonicotinonitrile
182		(1-(5-(4-Fluoropyridin-2-yl)pyrimidin-2-yl)-3-(methylsulfinyl)-1H-indol-6-yl)(morpholino)methanone
183		6-(2-(3-(Methylsulfinyl)-6-(morpholine-4-carbonyl)-1H-indol-1-yl)pyrimidin-5-yl)picolinonitrile
184		(1-(5-(2-Fluorophenyl)pyrimidin-2-yl)-3-(2-hydroxypropan-2-yl)-1H-indol-6-yl)(morpholino)methanone

Cmpd-No.	Structure	Name
185		(1-(5-(6-Fluoropyridin-2-yl)pyrimidin-2-yl)-3-(methylsulfinyl)-1H-indol-6-yl)(morpholino)methanone
186		(1-(5-(2-Methylpyridin-4-yl)pyrimidin-2-yl)-3-(methylsulfinyl)-1H-indol-6-yl)(morpholino)methanone
187		(1-(5-(2-Fluoropyridin-4-yl)pyrimidin-2-yl)-3-(methylsulfinyl)-1H-indol-6-yl)(morpholino)methanone
188		(1-(5-(3-(Hydroxymethyl)phenyl)pyrimidin-2-yl)-3-(methylsulfinyl)-1H-indol-6-yl)(morpholino)methanone
189		(1-(5-(3-Ethylphenyl)pyrimidin-2-yl)-3-(methylsulfinyl)-1H-indol-6-yl)(morpholino)methanone

Cmpd-No.	Structure	Name
190		Methyl 4-(2-(3-(methylsulfinyl)-6-(morpholine-4-carbonyl)-1H-indol-1-yl)pyrimidin-5-yl)benzoate
191		4-(2-(3-(Methylsulfinyl)-6-(morpholine-4-carbonyl)-1H-indol-1-yl)pyrimidin-5-yl)benzoic acid
192		Methyl 3-(2-(3-(methylsulfinyl)-6-(morpholine-4-carbonyl)-1H-indol-1-yl)pyrimidin-5-yl)benzoate
193		3-(2-(3-(Methylsulfinyl)-6-(morpholine-4-carbonyl)-1H-indol-1-yl)pyrimidin-5-yl)benzoic acid
194		(1-(5-(3-Chlorophenyl)pyrimidin-2-yl)-3-(methylsulfinyl)-1H-indol-6-yl)(morpholino)methanone

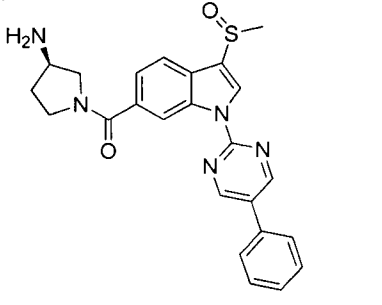
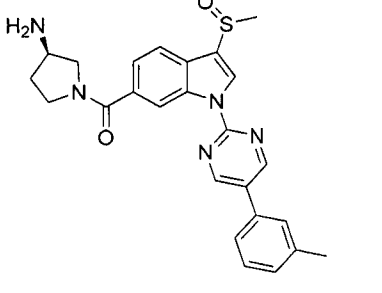
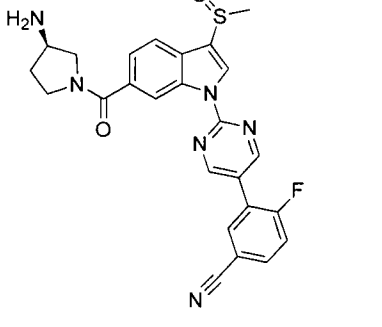
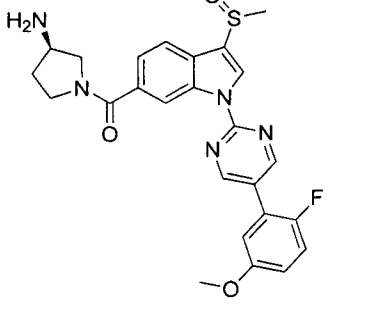
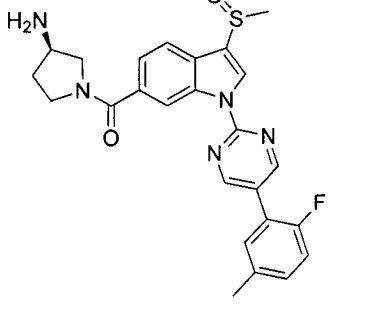
Cmpd-No.	Structure	Name
195		5-(2-(3-(Methylsulfinyl)-6-(morpholine-4-carbonyl)-1H-indol-1-yl)pyrimidin-5-yl)thiophene-3-carbonitrile
196		5-(2-(3-(Methylsulfinyl)-6-(morpholine-4-carbonyl)-1H-indol-1-yl)pyrimidin-5-yl)thiophene-3-carboxamide
197		5-(2-(3-(Methylsulfinyl)-1-(5-(4-methylthiophen-2-yl)pyrimidin-2-yl)-1H-indol-6-yl)(morpholino)methanone
198		(1-(5-(2-Fluoro-5-methylphenyl)pyrimidin-2-yl)-3-(methylsulfinyl)-1H-indol-6-yl)(morpholino)methanone
199		6-(2-(3-(Methylsulfinyl)-6-(morpholine-4-carbonyl)-1H-indol-1-yl)pyrimidin-5-yl)nicotinamide

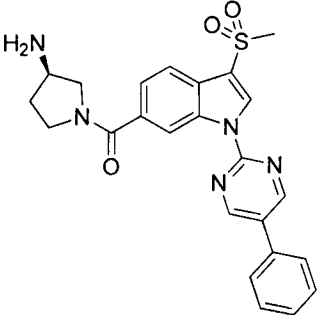
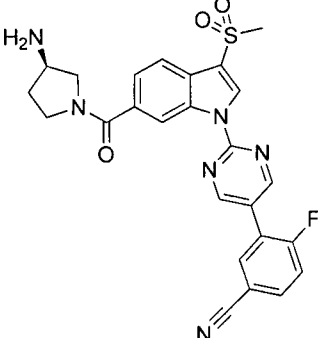
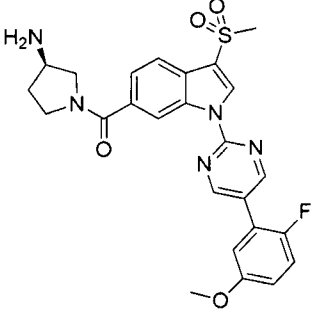
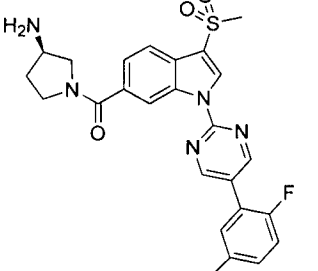
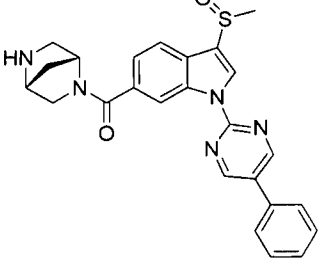
Cmpd-No.	Structure	Name
200		(1-(5-(5-Fluoropyridin-2-yl)pyrimidin-2-yl)-3-(methylsulfinyl)-1H-indol-6-yl)(morpholino)methanone
201		(1-(5-(3-Fluoropyridin-2-yl)pyrimidin-2-yl)-3-(methylsulfinyl)-1H-indol-6-yl)(morpholino)methanone
202		2-(2-(3-(Methylsulfinyl)-6-(morpholine-4-carbonyl)-1H-indol-1-yl)pyrimidin-5-yl)isonicotinamide
203		2-(2-(3-(Methylsulfinyl)-6-(morpholine-4-carbonyl)-1H-indol-1-yl)pyrimidin-5-yl)thiazole-4-carbonitrile
204		2-(2-(3-(Methylsulfinyl)-6-(morpholine-4-carbonyl)-1H-indol-1-yl)pyrimidin-5-yl)thiazole-4-carboxamide

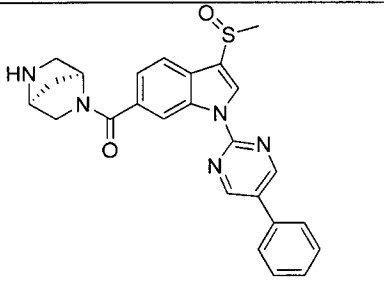
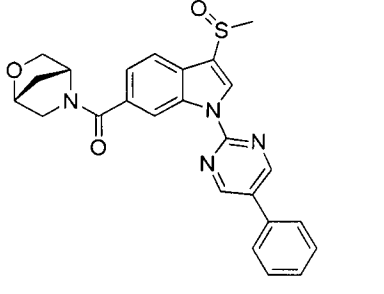
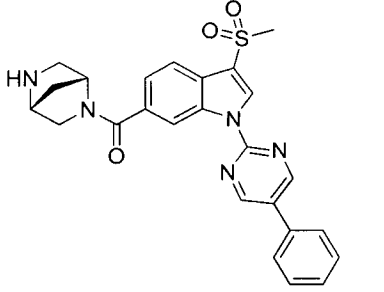
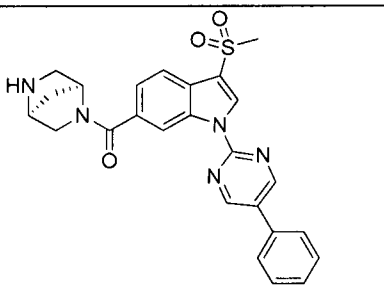
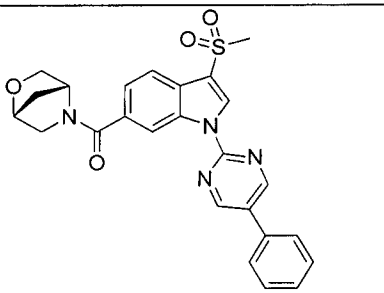
Cmpd-No.	Structure	Name
205		(3-(Methylsulfinyl)-1-(5-(4-methylthiazol-2-yl)pyrimidin-2-yl)-1H-indol-6-yl)(morpholino)methanone
206		(3-(Methylsulfinyl)-1-(5-(5-methylthiazol-2-yl)pyrimidin-2-yl)-1H-indol-6-yl)(morpholino)methanone
207		2-(2-(3-(Methylsulfinyl)-6-(morpholine-4-carbonyl)-1H-indol-1-yl)pyrimidin-5-yl)thiazole-5-carbonitrile
208		2-(2-(3-(Methylsulfinyl)-6-(morpholine-4-carbonyl)-1H-indol-1-yl)pyrimidin-5-yl)thiazole-5-carboxamide
209		2-(1-(5-(4-Aminopyridin-2-yl)pyrimidin-2-yl)-3-(methylsulfinyl)-1H-indol-6-yl)(morpholino)methanone

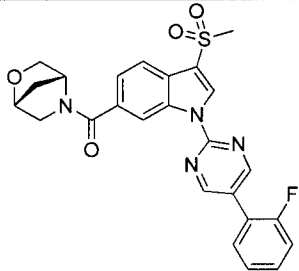
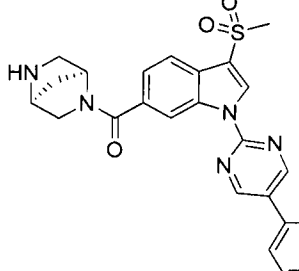
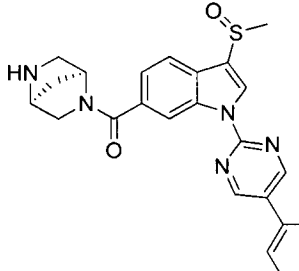
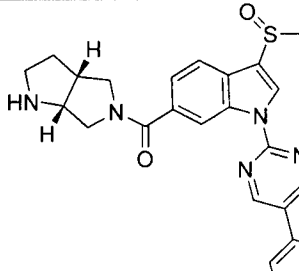
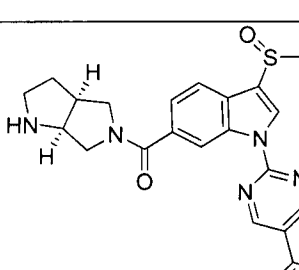
Cmpd-No.	Structure	Name
210		(1-(5-(4-(Dimethylamino)pyridin-2-yl)pyrimidin-2-yl)-3-(methylsulfinyl)-1H-indol-6-yl)(morpholino)methanone
211		(3-(Methylsulfinyl)-1-(5-(thiazol-2-yl)pyrimidin-2-yl)-1H-indol-6-yl)(morpholino)methanone
212		(3-(Methylsulfinyl)-1-(5-(pyridazin-4-yl)pyrimidin-2-yl)-1H-indol-6-yl)(morpholino)methanone
213 and 214		4-(1-(5-(2-Fluoro-5-methoxyphenyl)pyrimidin-2-yl)-3-(methylsulfinyl)-1H-indole-6-carbonyl)piperazin-2-one (enantiomer 1 and 2)
215 and 216		4-(3-(Methylsulfinyl)-1-(5-(m-tolyl)pyrimidin-2-yl)-1H-indole-6-carbonyl)piperazin-2-one (enantiomer 1 and 2)

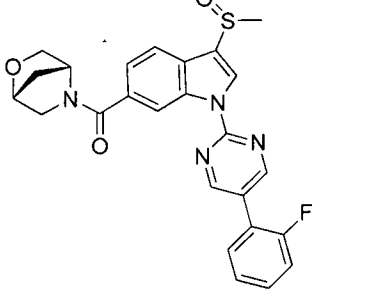
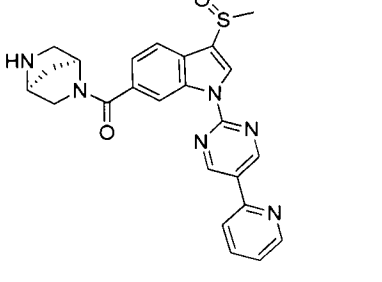
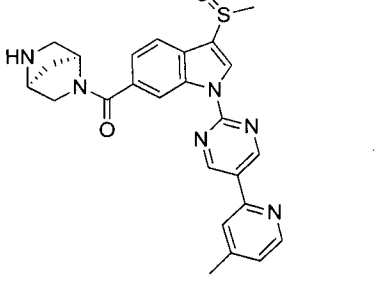
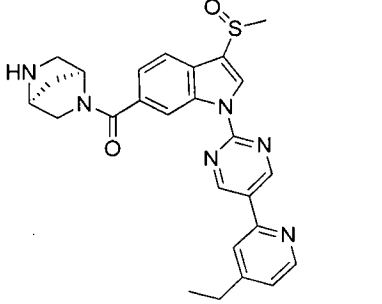
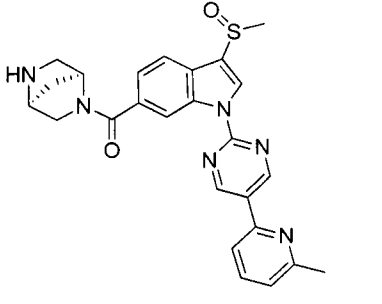
Cmpd-No.	Structure	Name
217 and 218		4-(1-(5-(3-Methoxyphenyl)pyrimidin-2-yl)-3-(methylsulfinyl)-1H-indole-6-carbonyl)piperazin-2-one (enantiomer 1 and 2)
219		(1-(5-(2-Fluorophenyl)pyrimidin-2-yl)-3-(methylsulfinyl)-1H-indol-6-yl)((R)-2-(hydroxymethyl)morpholino)methanone
220		(1-(5-(2-Fluorophenyl)pyrimidin-2-yl)-3-(methylsulfinyl)-1H-indol-6-yl)((S)-2-(hydroxymethyl)morpholino)methanone
221		N-(2-Aminoethyl)-1-(5-(2-fluorophenyl)pyrimidin-2-yl)-N-methyl-3-(methylsulfinyl)-1H-indole-6-carboxamide
222		(1-(5-(2-Fluorophenyl)pyrimidin-2-yl)-3-(methylsulfinyl)-1H-indol-6-yl)(hexahydropyrrolo[3,4-c]pyrrol-2(1H)-yl)methanone

Cmpd-No.	Structure	Name
223		((R)-3-Aminopyrrolidin-1-yl)(3-(methylsulfinyl)-1-(5-phenylpyrimidin-2-yl)-1H-indol-6-yl)methanone
224		((R)-3-Aminopyrrolidin-1-yl)(3-(methylsulfinyl)-1-(5-(m-tolyl)pyrimidin-2-yl)-1H-indol-6-yl)methanone
225		3-(2-(6-((R)-3-Aminopyrrolidine-1-carbonyl)-3-(methylsulfinyl)-1H-indol-1-yl)pyrimidin-5-yl)-4-fluorobenzonitrile
226		((R)-3-Aminopyrrolidin-1-yl)(1-(5-(2-fluoro-5-methoxyphenyl)pyrimidin-2-yl)-3-(methylsulfinyl)-1H-indol-6-yl)methanone
227		((R)-3-Aminopyrrolidin-1-yl)(1-(5-(2-fluoro-5-methylphenyl)pyrimidin-2-yl)-3-(methylsulfinyl)-1H-indol-6-yl)methanone

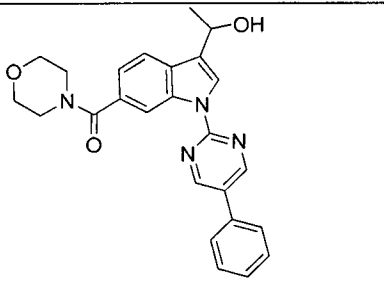
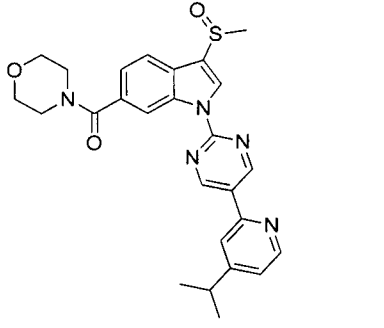
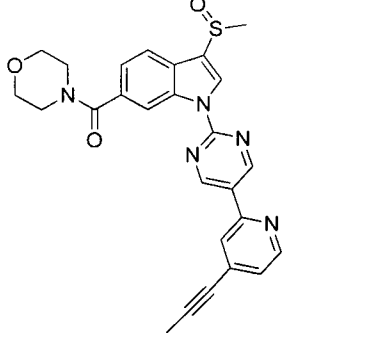
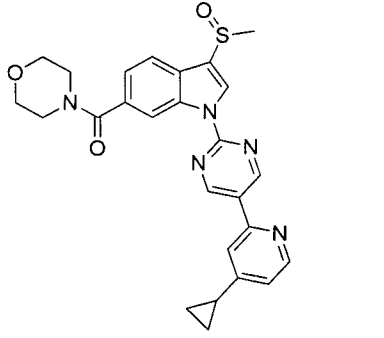
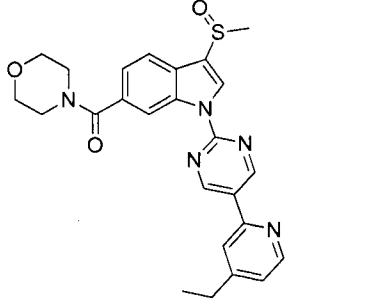
Cmpd-No.	Structure	Name
228		(R)-3-(3-Aminopyrrolidin-1-yl)(3-(methylsulfonyl)-1-(5-phenylpyrimidin-2-yl)-1H-indol-6-yl)methanone
229		(R)-3-(2-(6-(3-Aminopyrrolidine-1-carbonyl)-3-(methylsulfonyl)-1H-indol-1-yl)pyrimidin-5-yl)-4-fluorobenzonitrile
230		(R)-3-(3-Aminopyrrolidin-1-yl)(1-(5-(2-fluoro-5-methoxyphenyl)pyrimidin-2-yl)-3-(methylsulfonyl)-1H-indol-6-yl)methanone
231		(R)-3-(3-Aminopyrrolidin-1-yl)(1-(5-(2-fluoro-5-methylphenyl)pyrimidin-2-yl)-3-(methylsulfonyl)-1H-indol-6-yl)methanone
232		(1R,4R)-2,5-Diazabicyclo[2.2.1]heptan-2-yl(3-(methylsulfonyl)-1-(5-phenylpyrimidin-2-yl)-1H-indol-6-yl)methanone

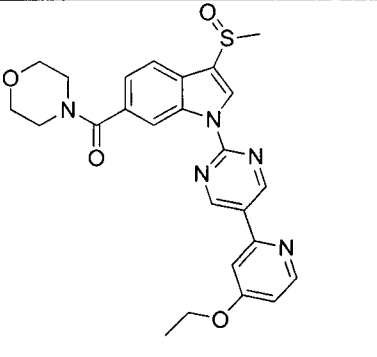
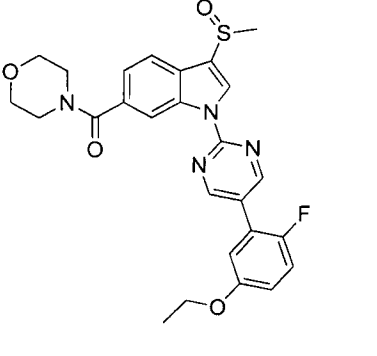
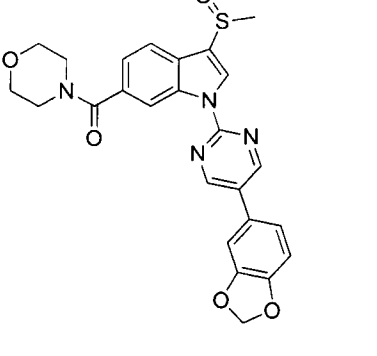
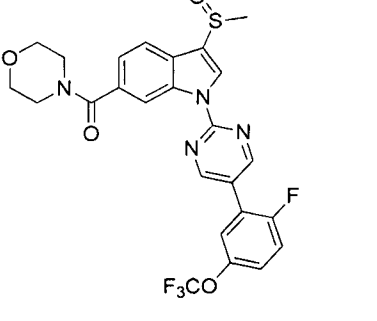
Cmpd-No.	Structure	Name
233		(1S,4S)-2,5-Diazabicyclo[2.2.1]heptan-2-yl(3-(methylsulfinyl)-1-(5-phenylpyrimidin-2-yl)-1H-indol-6-yl)methanone
234		(1R,4R)-2-Oxa-5-azabicyclo[2.2.1]heptan-5-yl(3-(methylsulfinyl)-1-(5-phenylpyrimidin-2-yl)-1H-indol-6-yl)methanone
235		(1R,4R)-2,5-Diazabicyclo[2.2.1]heptan-2-yl(3-(methylsulfonyl)-1-(5-phenylpyrimidin-2-yl)-1H-indol-6-yl)methanone
236		(1S,4S)-2,5-Diazabicyclo[2.2.1]heptan-2-yl(3-(methylsulfonyl)-1-(5-phenylpyrimidin-2-yl)-1H-indol-6-yl)methanone
237		(1R,4R)-2-Oxa-5-azabicyclo[2.2.1]heptan-5-yl(3-(methylsulfonyl)-1-(5-phenylpyrimidin-2-yl)-1H-indol-6-yl)methanone

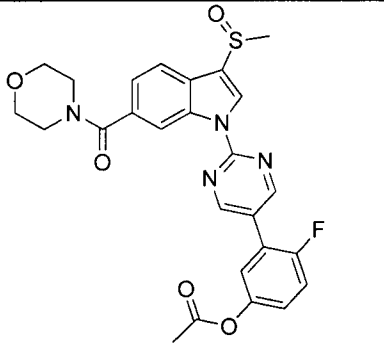
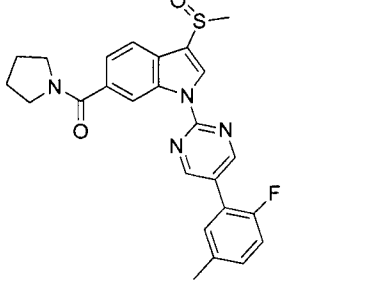
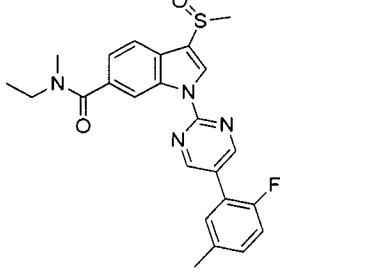
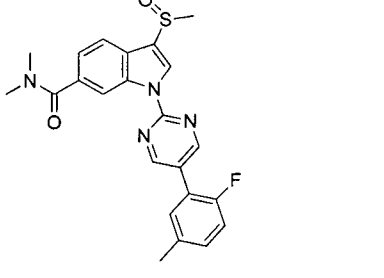
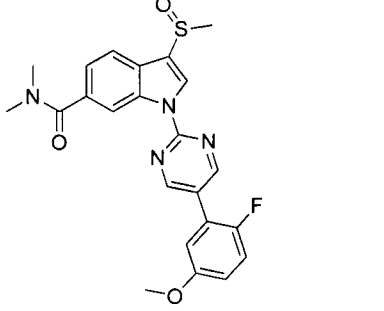
Cmpd-No.	Structure	Name
238		(1R,4R)-2-Oxa-5-azabicyclo[2.2.1]heptan-5-yl(1-(5-(2-fluorophenyl)pyrimidin-2-yl)-3-(methylsulfonyl)-1H-indol-6-yl)methanone
239		(1S,4S)-2,5-Diazabicyclo[2.2.1]heptan-2-yl(1-(5-(2-fluorophenyl)pyrimidin-2-yl)-3-(methylsulfonyl)-1H-indol-6-yl)methanone
240		(1S,4S)-2,5-Diazabicyclo[2.2.1]heptan-2-yl(1-(5-(2-fluorophenyl)pyrimidin-2-yl)-3-(methylsulfinyl)-1H-indol-6-yl)methanone
241		(1-(5-(2-Fluorophenyl)pyrimidin-2-yl)-3-(methylsulfinyl)-1H-indol-6-yl)((3aR,6aR)-hexahydropyrrolo[3,4-b]pyrrol-5(1H)-yl)methanone
242		(1-(5-(2-Fluorophenyl)pyrimidin-2-yl)-3-(methylsulfinyl)-1H-indol-6-yl)((3aS,6aS)-hexahydropyrrolo[3,4-b]pyrrol-5(1H)-yl)methanone

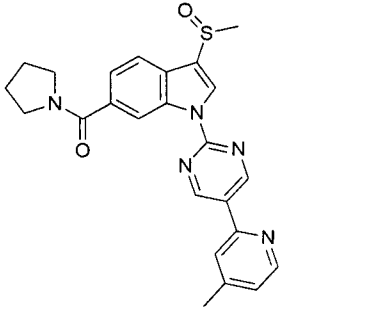
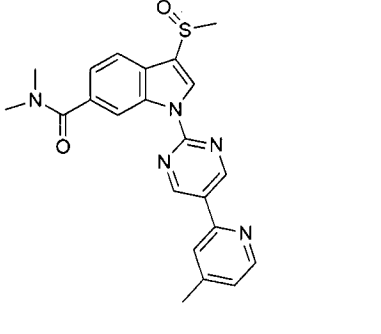
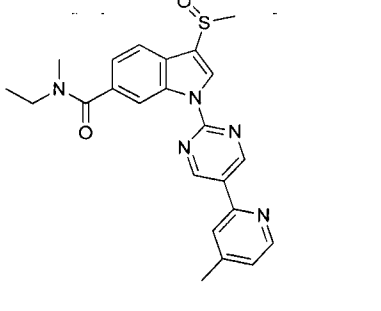
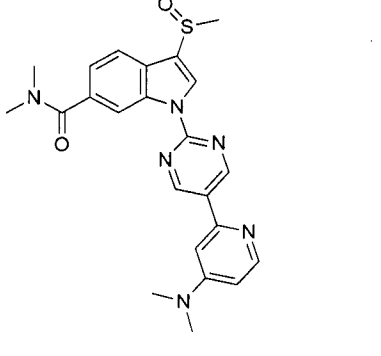
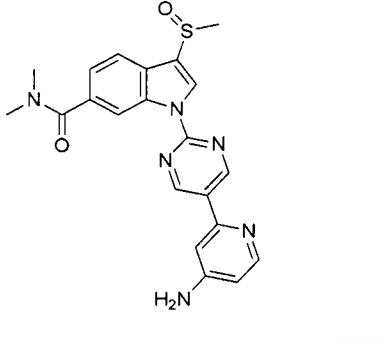
Cmpd-No.	Structure	Name
243		(1R,4R)-2-Oxa-5-azabicyclo[2.2.1]heptan-5-yl(1-(5-(2-fluorophenyl)pyrimidin-2-yl)-3-(methylsulfinyl)-1H-indol-6-yl)methanone
244		(1S,4S)-2,5-Diazabicyclo[2.2.1]heptan-2-yl(3-(methylsulfinyl)-1-(5-(pyridin-2-yl)pyrimidin-2-yl)-1H-indol-6-yl)methanone
245		(1S,4S)-2,5-Diazabicyclo[2.2.1]heptan-2-yl(1-(5-(4-methylpyridin-2-yl)pyrimidin-2-yl)-3-(methylsulfinyl)-1H-indol-6-yl)methanone
246		(1S,4S)-2,5-Diazabicyclo[2.2.1]heptan-2-yl(1-(5-(4-ethylpyridin-2-yl)pyrimidin-2-yl)-3-(methylsulfinyl)-1H-indol-6-yl)methanone
247		(1S,4S)-2,5-Diazabicyclo[2.2.1]heptan-2-yl(1-(5-(6-methylpyridin-2-yl)pyrimidin-2-yl)-3-(methylsulfinyl)-1H-indol-6-yl)methanone

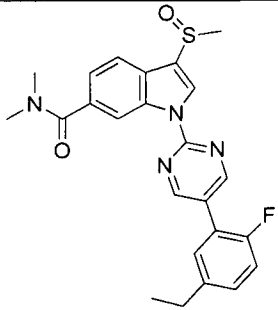
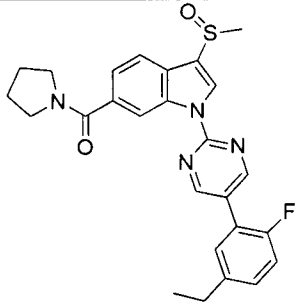
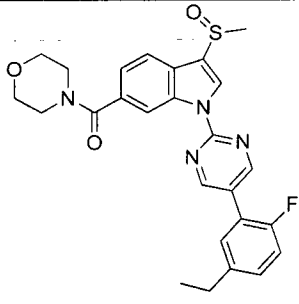
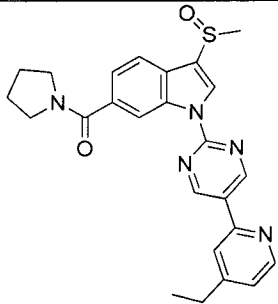
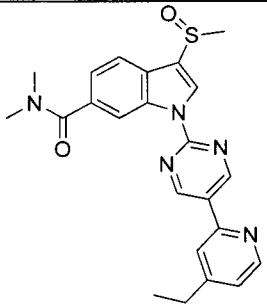
Cmpd-No.	Structure	Name
248		(1S,4S)-2,5-Diazabicyclo[2.2.1]heptan-2-yl(1-(5-(4-(dimethylamino)pyridin-2-yl)pyrimidin-2-yl)-3-(methylsulfinyl)-1H-indol-6-yl)methanone
249		(1S,4S)-2,5-Diazabicyclo[2.2.1]heptan-2-yl(1-(5-(2-fluoro-5-methylphenyl)pyrimidin-2-yl)-3-(methylsulfinyl)-1H-indol-6-yl)methanone
250		1-(5-(2-Fluorophenyl)pyrimidin-2-yl)-N-((1-hydroxycyclopropyl)methyl)-N-methyl-3-(methylsulfinyl)-1H-indole-6-carboxamide
251		1-(5-(2-Fluorophenyl)pyrimidin-2-yl)-N-((S)-2-hydroxypropyl)-N-methyl-3-(methylsulfinyl)-1H-indole-6-carboxamide
252 and 253		(1-(5-(2-Fluorophenyl)pyrimidin-2-yl)-3-(1-hydroxyethyl)-1H-indol-6-yl)(morpholino)methanone (enantiomer 1 and 2)

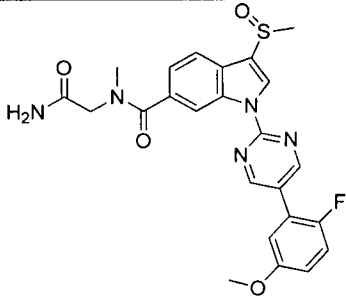
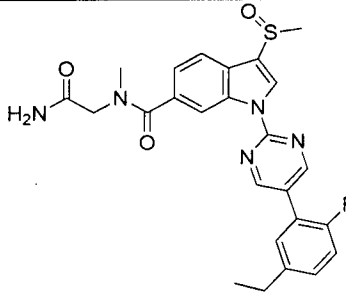
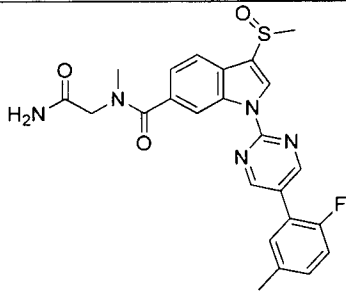
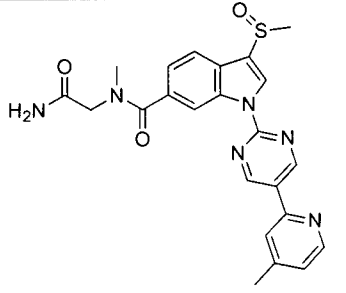
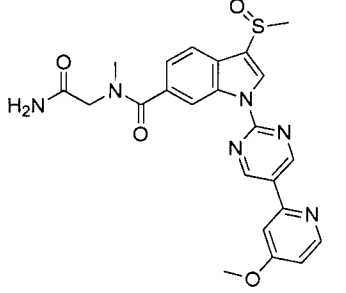
Cmpd-No.	Structure	Name
254 and 255		(3-(1-Hydroxyethyl)-1-(5-phenylpyrimidin-2-yl)-1H-indol-6-yl)(morpholino)methanone (enantiomer 1 and 2)
256		(1-(5-(4-Isopropylpyridin-2-yl)pyrimidin-2-yl)-3-(methylsulfinyl)-1H-indol-6-yl)(morpholino)methanone
257		(3-(Methylsulfinyl)-1-(5-(4-(prop-1-yn-1-yl)pyridin-2-yl)pyrimidin-2-yl)-1H-indol-6-yl)(morpholino)methanone
258		(1-(5-(4-Cyclopropylpyridin-2-yl)pyrimidin-2-yl)-3-(methylsulfinyl)-1H-indol-6-yl)(morpholino)methanone
259		(1-(5-(4-Ethylpyridin-2-yl)pyrimidin-2-yl)-3-(methylsulfinyl)-1H-indol-6-yl)(morpholino)methanone

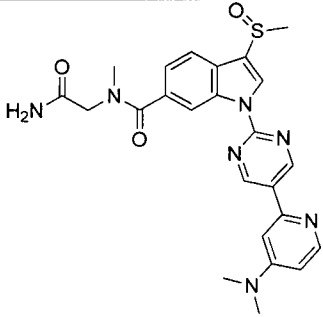
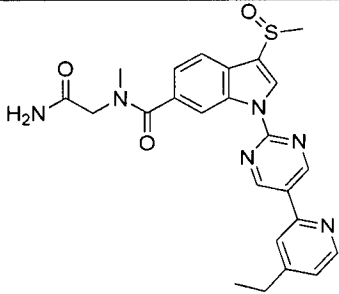
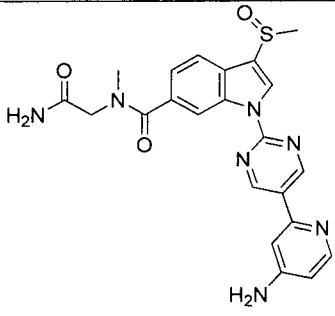
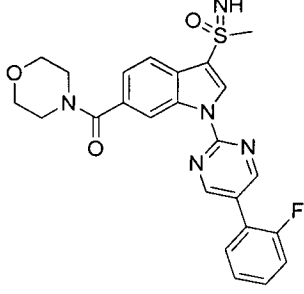
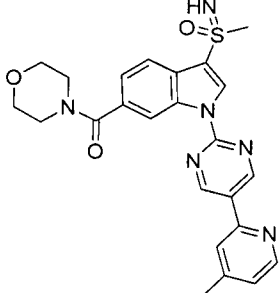
Cmpd-No.	Structure	Name
260		(1-(5-(4-Ethoxypyridin-2-yl)pyrimidin-2-yl)-3-(methylsulfinyl)-1H-indol-6-yl)(morpholino)methanone
261		(1-(5-(5-Ethoxy-2-fluorophenyl)pyrimidin-2-yl)-3-(methylsulfinyl)-1H-indol-6-yl)(morpholino)methanone
262		(1-(5-(Benzo[d][1,3]dioxol-5-yl)pyrimidin-2-yl)-3-(methylsulfinyl)-1H-indol-6-yl)(morpholino)methanone
263		(1-(5-(2-Fluoro-5-(trifluoromethoxy)phenyl)pyrimidin-2-yl)-3-(methylsulfinyl)-1H-indol-6-yl)(morpholino)methanone

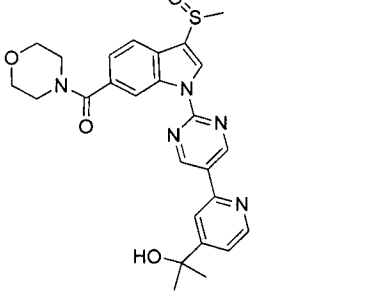
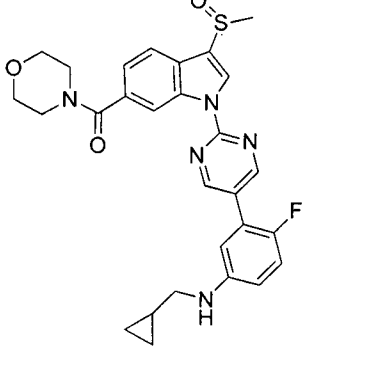
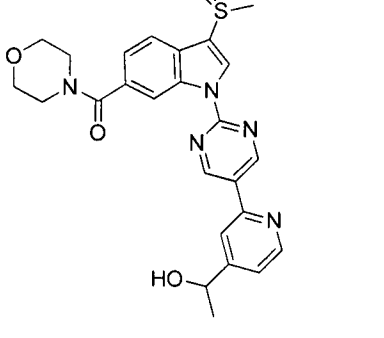
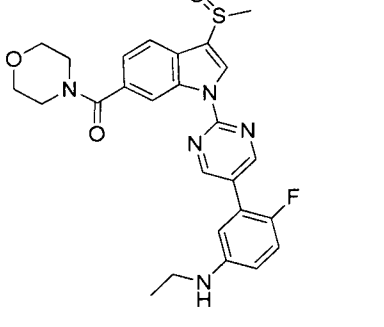
Cmpd-No.	Structure	Name
264		4-Fluoro-3-(2-(3-(methylsulfinyl)-6-(morpholine-4-carbonyl)-1H-indol-1-yl)pyrimidin-5-yl)phenyl acetate
265		(1-(5-(2-Fluoro-5-methylphenyl)pyrimidin-2-yl)-3-(methylsulfinyl)-1H-indol-6-yl)(pyrrolidin-1-yl)methanone
266		N-Ethyl-1-(5-(2-fluoro-5-methylphenyl)pyrimidin-2-yl)-N-methyl-3-(methylsulfinyl)-1H-indole-6-carboxamide
267		1-(5-(2-Fluoro-5-methylphenyl)pyrimidin-2-yl)-N,N-dimethyl-3-(methylsulfinyl)-1H-indole-6-carboxamide
268		1-(5-(2-Fluoro-5-methoxyphenyl)pyrimidin-2-yl)-N,N-dimethyl-3-(methylsulfinyl)-1H-indole-6-carboxamide

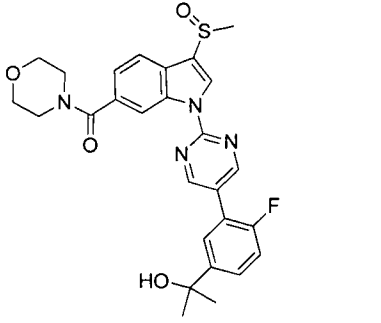
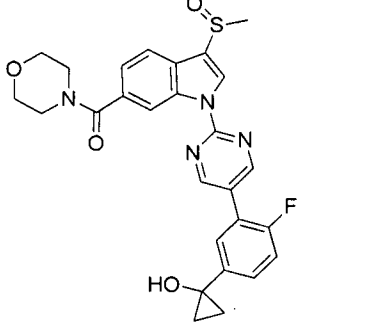
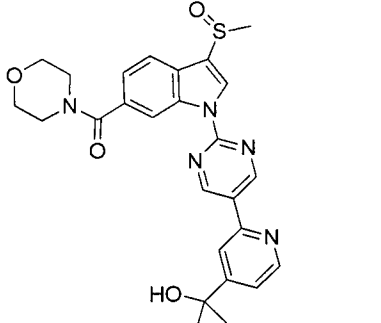
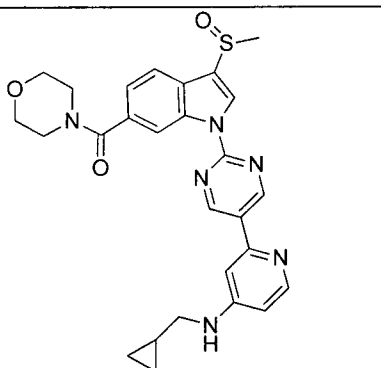
Cmpd-No.	Structure	Name
269		(1-(5-(4-Methylpyridin-2-yl)pyrimidin-2-yl)-3-(methylsulfinyl)-1H-indol-6-yl)(pyrrolidin-1-yl)methanone
270		N,N-Dimethyl-1-(5-(4-methylpyridin-2-yl)pyrimidin-2-yl)-3-(methylsulfinyl)-1H-indole-6-carboxamide
271		N-Ethyl-N-methyl-1-(5-(4-methylpyridin-2-yl)pyrimidin-2-yl)-3-(methylsulfinyl)-1H-indole-6-carboxamide
272		1-(5-(4-(Dimethylamino)pyridin-2-yl)pyrimidin-2-yl)-N,N-dimethyl-3-(methylsulfinyl)-1H-indole-6-carboxamide
273		1-(5-(4-Aminopyridin-2-yl)pyrimidin-2-yl)-N,N-dimethyl-3-(methylsulfinyl)-1H-indole-6-carboxamide

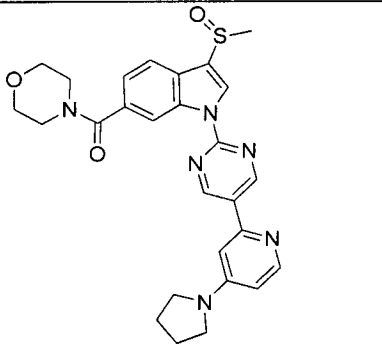
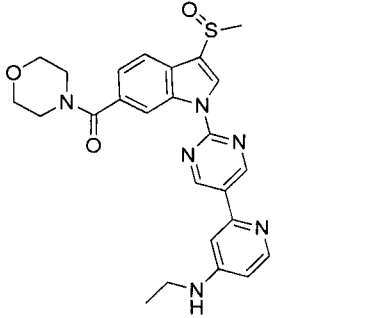
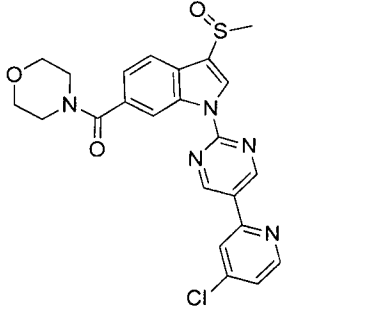
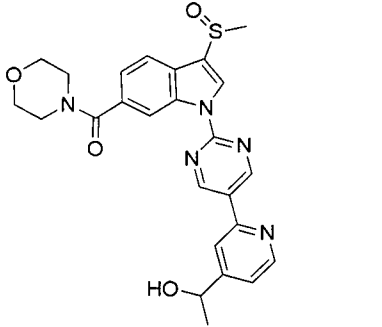
Cmpd-No.	Structure	Name
274		1-(5-(5-Ethyl-2-fluorophenyl)pyrimidin-2-yl)-N,N-dimethyl-3-(methylsulfinyl)-1H-indole-6-carboxamide
275		(1-(5-(5-Ethyl-2-fluorophenyl)pyrimidin-2-yl)-3-(methylsulfinyl)-1H-indol-6-yl)(pyrrolidin-1-yl)methanone
276		(1-(5-(5-Ethyl-2-fluorophenyl)pyrimidin-2-yl)-3-(methylsulfinyl)-1H-indol-6-yl)(morpholino)methanone
277		(1-(5-(4-Ethylpyridin-2-yl)pyrimidin-2-yl)-3-(methylsulfinyl)-1H-indol-6-yl)(pyrrolidin-1-yl)methanone
278		1-(5-(4-Ethylpyridin-2-yl)pyrimidin-2-yl)-N,N-dimethyl-3-(methylsulfinyl)-1H-indole-6-carboxamide

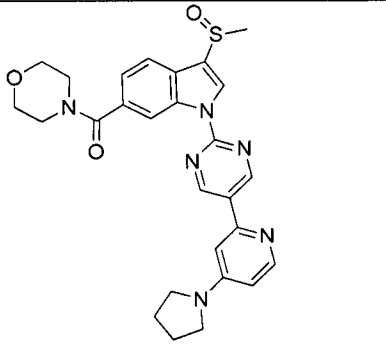
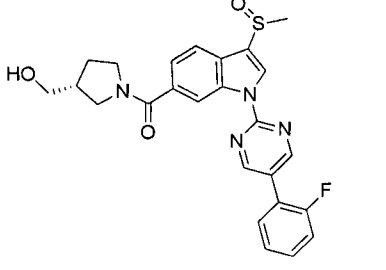
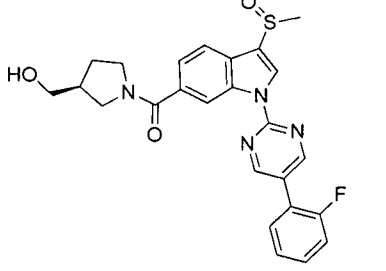
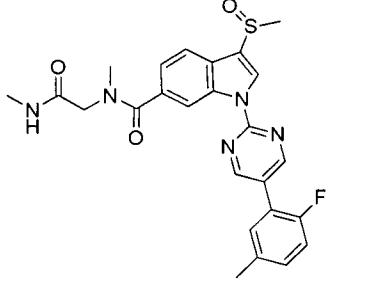
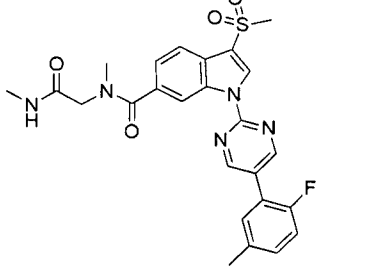
Cmpd-No.	Structure	Name
279		N-(2-Amino-2-oxoethyl)-1-(5-(2-fluoro-5-methoxyphenyl)pyrimidin-2-yl)-N-methyl-3-(methylsulfinyl)-1H-indole-6-carboxamide
280		N-(2-Amino-2-oxoethyl)-1-(5-(5-ethyl-2-fluorophenyl)pyrimidin-2-yl)-N-methyl-3-(methylsulfinyl)-1H-indole-6-carboxamide
281		N-(2-Amino-2-oxoethyl)-1-(5-(2-fluoro-5-methylphenyl)pyrimidin-2-yl)-N-methyl-3-(methylsulfinyl)-1H-indole-6-carboxamide
282		N-(2-Amino-2-oxoethyl)-N-methyl-1-(5-(4-methylpyridin-2-yl)pyrimidin-2-yl)-3-(methylsulfinyl)-1H-indole-6-carboxamide
283		N-(2-Amino-2-oxoethyl)-1-(5-(4-methoxypyridin-2-yl)pyrimidin-2-yl)-N-methyl-3-(methylsulfinyl)-1H-indole-6-carboxamide

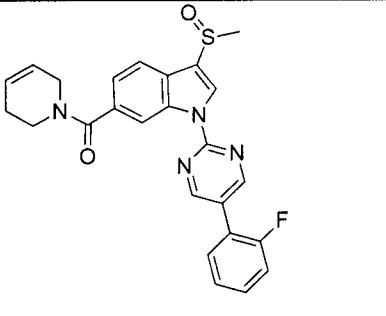
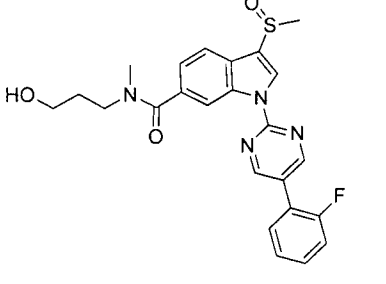
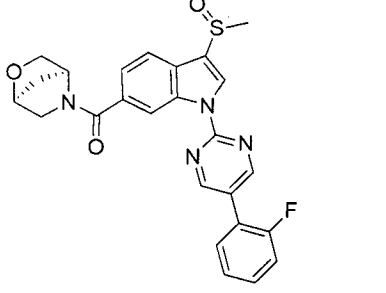
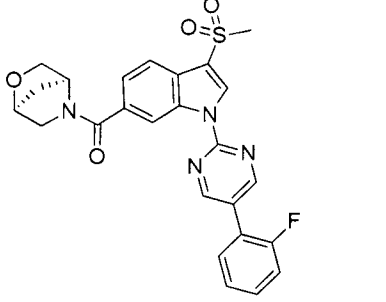
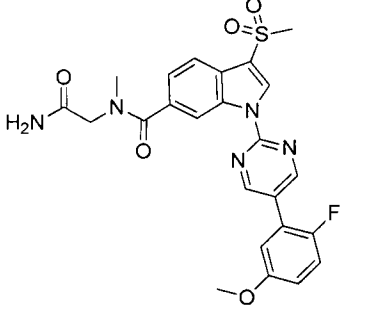
Cmpd-No.	Structure	Name
284		N-(2-Amino-2-oxoethyl)-1-(5-(4-(dimethylamino)pyridin-2-yl)pyrimidin-2-yl)-N-methyl-3-(methylsulfinyl)-1H-indole-6-carboxamide
285		N-(2-Amino-2-oxoethyl)-1-(5-(4-ethylpyridin-2-yl)pyrimidin-2-yl)-N-methyl-3-(methylsulfinyl)-1H-indole-6-carboxamide
286		N-(2-Amino-2-oxoethyl)-1-(5-(4-aminopyridin-2-yl)pyrimidin-2-yl)-N-methyl-3-(methylsulfinyl)-1H-indole-6-carboxamide
287		(1-(5-(2-Fluorophenyl)pyrimidin-2-yl)-3-(S-methylsulfonimidoyl)-1H-indol-6-yl)(morpholino)methanone
288		(1-(5-(4-Methylpyridin-2-yl)pyrimidin-2-yl)-3-(S-methylsulfonimidoyl)-1H-indol-6-yl)(morpholino)methanone

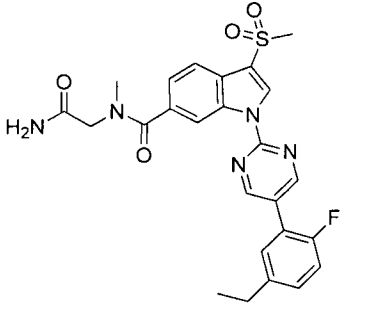
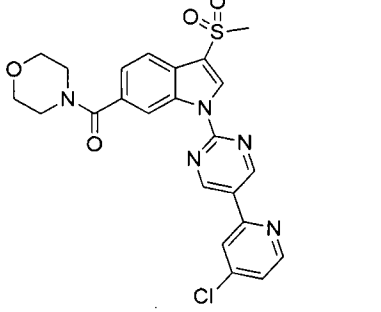
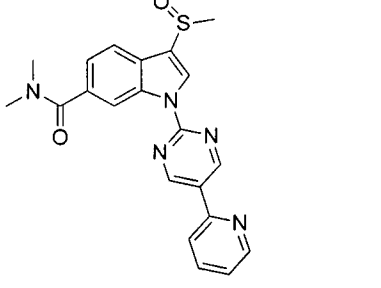
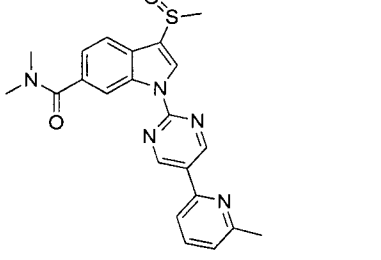
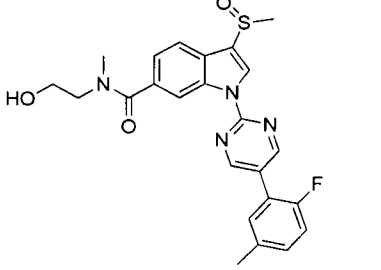
Cmpd-No.	Structure	Name
289		(1-(5-(4-(2-Hydroxypropan-2-yl)pyridin-2-yl)pyrimidin-2-yl)-3-(methylsulfinyl)-1H-indol-6-yl)(morpholino)methanone
290		(1-(5-(5-((Cyclopropylmethyl)amino)-2-fluorophenyl)pyrimidin-2-yl)-3-(methylsulfinyl)-1H-indol-6-yl)(morpholino)methanone
291		(1-(5-(4-(1-Hydroxyethyl)pyridin-2-yl)pyrimidin-2-yl)-3-(methylsulfinyl)-1H-indol-6-yl)(morpholino)methanone
292		(1-(5-(5-(Ethylamino)-2-fluorophenyl)pyrimidin-2-yl)-3-(methylsulfinyl)-1H-indol-6-yl)(morpholino)methanone

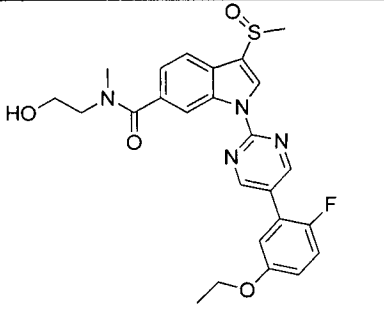
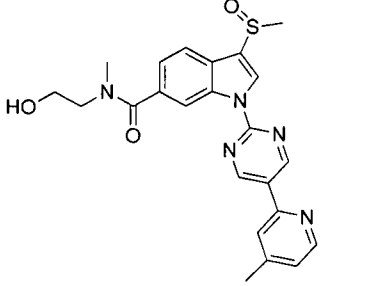
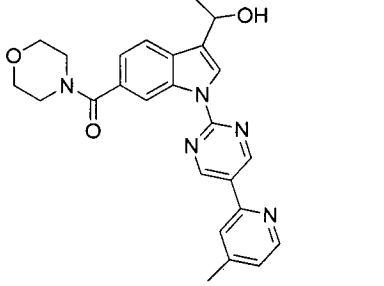
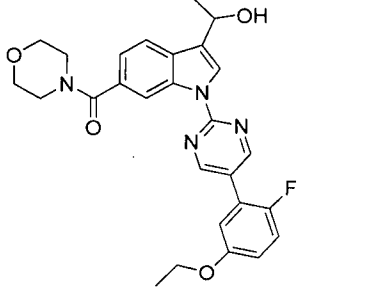
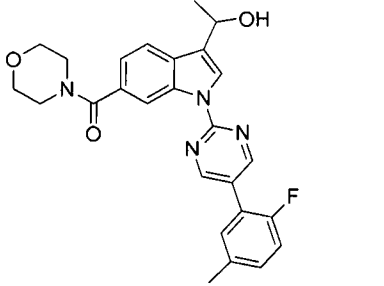
Cmpd-No.	Structure	Name
293		(1-(5-(2-Fluoro-5-(2-hydroxypropan-2-yl)phenyl)pyrimidin-2-yl)-3-(methylsulfinyl)-1H-indol-6-yl)(morpholino)methanone
294		(1-(5-(2-Fluoro-5-(1-hydroxycyclopropyl)phenyl)pyrimidin-2-yl)-3-(methylsulfinyl)-1H-indol-6-yl)(morpholino)methanone
295		(1-(5-(4-(1-Hydroxycyclopropyl)pyridin-2-yl)pyrimidin-2-yl)-3-(methylsulfinyl)-1H-indol-6-yl)(morpholino)methanone
296		(1-(5-(4-((Cyclopropylmethyl)amino)pyridin-2-yl)pyrimidin-2-yl)-3-(methylsulfinyl)-1H-indol-6-yl)(morpholino)methanone

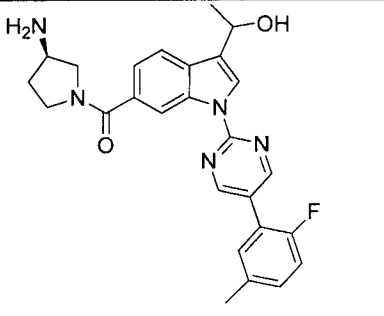
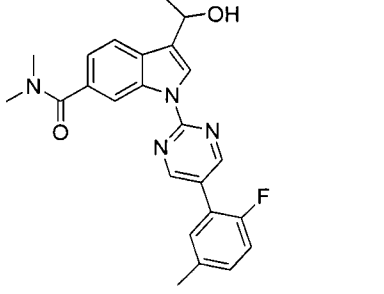
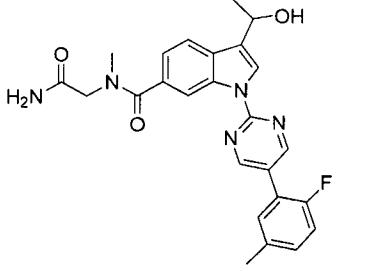
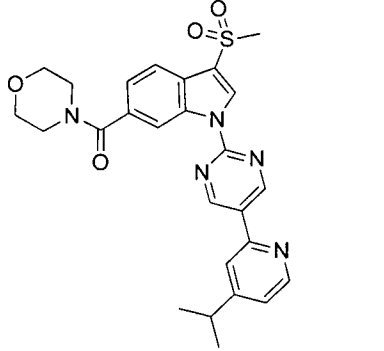
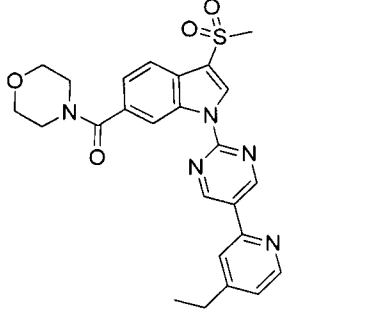
Cmpd-No.	Structure	Name
297		(3-(Methylsulfinyl)-1-(5-(4-(pyrrolidin-1-yl)pyridin-2-yl)pyrimidin-2-yl)-1H-indol-6-yl)(morpholino)methanone
298		(1-(5-(4-(Ethylamino)pyridin-2-yl)pyrimidin-2-yl)-3-(methylsulfinyl)-1H-indol-6-yl)(morpholino)methanone
299		(1-(5-(4-Chloropyridin-2-yl)pyrimidin-2-yl)-3-(methylsulfinyl)-1H-indol-6-yl)(morpholino)methanone
300		(1-(5-(4-(1-Hydroxyethyl)pyridin-2-yl)pyrimidin-2-yl)-3-(methylsulfinyl)-1H-indol-6-yl)(morpholino)methanone

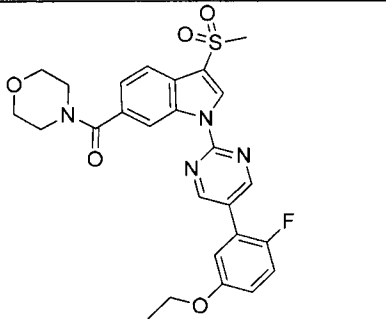
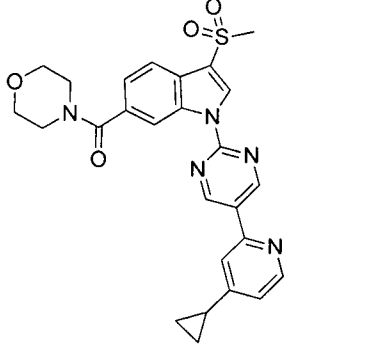
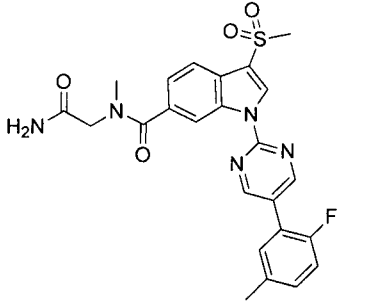
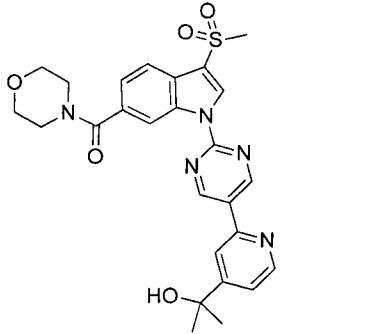
Cmpd-No.	Structure	Name
301		(3-(Methylsulfinyl)-1-(5-(4-(pyrrolidin-1-yl)pyridin-2-yl)pyrimidin-2-yl)-1H-indol-6-yl)(morpholino)methanone
302		(1-(5-(2-Fluorophenyl)pyrimidin-2-yl)-3-(methylsulfinyl)-1H-indol-6-yl)((R)-3-(hydroxymethyl)pyrrolidin-1-yl)methanone
303		(1-(5-(2-Fluorophenyl)pyrimidin-2-yl)-3-(methylsulfinyl)-1H-indol-6-yl)((S)-3-(hydroxymethyl)pyrrolidin-1-yl)methanone
304		1-(5-(2-Fluoro-5-methylphenyl)pyrimidin-2-yl)-N-methyl-N-(2-(methylamino)-2-oxoethyl)-3-(methylsulfinyl)-1H-indole-6-carboxamide
305		1-(5-(2-Fluoro-5-methylphenyl)pyrimidin-2-yl)-N-methyl-N-(2-(methylamino)-2-oxoethyl)-3-(methylsulfonyl)-1H-indole-6-carboxamide

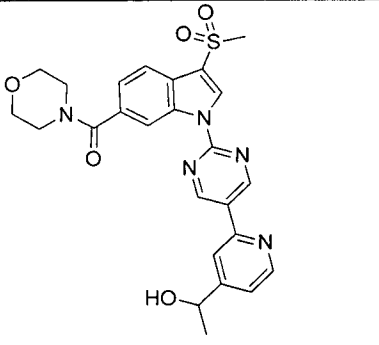
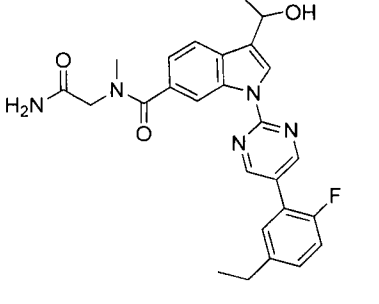
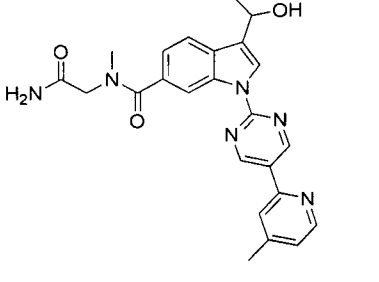
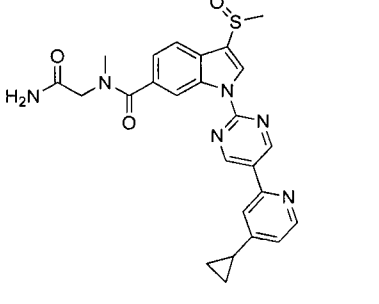
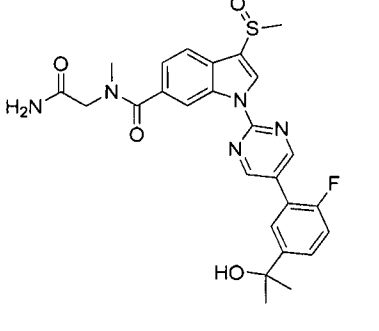
Cmpd-No.	Structure	Name
306		(5,6-Dihydropyridin-1(2H)-yl)(1-(5-(2-fluorophenyl)pyrimidin-2-yl)-3-(methylsulfinyl)-1H-indol-6-yl)methanone
307		1-(5-(2-Fluorophenyl)pyrimidin-2-yl)-N-(3-hydroxypropyl)-N-methyl-3-(methylsulfinyl)-1H-indole-6-carboxamide
308		(1S,4S)-2-Oxa-5-azabicyclo[2.2.1]heptan-5-yl(1-(5-(2-fluorophenyl)pyrimidin-2-yl)-3-(methylsulfinyl)-1H-indol-6-yl)methanone
309		(1S,4S)-2-Oxa-5-azabicyclo[2.2.1]heptan-5-yl(1-(5-(2-fluorophenyl)pyrimidin-2-yl)-3-(methylsulfonyl)-1H-indol-6-yl)methanone
310		N-(2-Amino-2-oxoethyl)-1-(5-(2-fluoro-5-methoxyphenyl)pyrimidin-2-yl)-N-methyl-3-(methylsulfonyl)-1H-indole-6-carboxamide

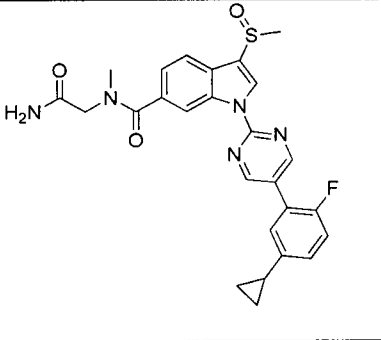
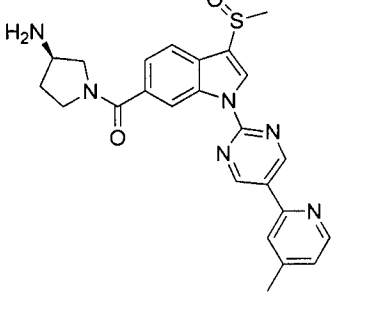
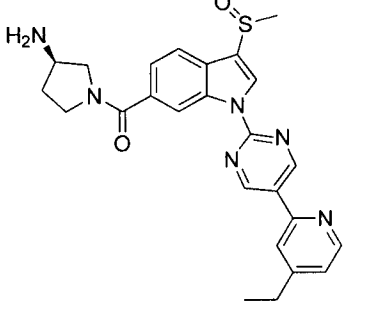
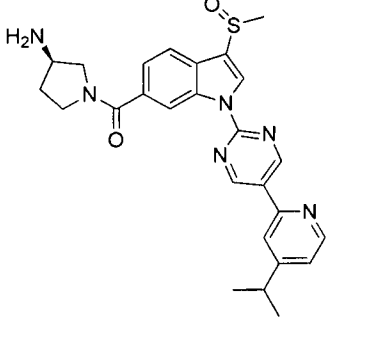
Cmpd-No.	Structure	Name
311		N-(2-Amino-2-oxoethyl)-1-(5-(5-ethyl-2-fluorophenyl)pyrimidin-2-yl)-N-methyl-3-(methylsulfonyl)-1H-indole-6-carboxamide
312		(1-(5-(4-Chloropyridin-2-yl)pyrimidin-2-yl)-3-(methylsulfonyl)-1H-indol-6-yl)(morpholino)methanone
313		N,N-Dimethyl-3-(methylsulfinyl)-1-(5-(pyridin-2-yl)pyrimidin-2-yl)-1H-indole-6-carboxamide
314		N,N-Dimethyl-1-(5-(6-methylpyridin-2-yl)pyrimidin-2-yl)-3-(methylsulfinyl)-1H-indole-6-carboxamide
315		1-(5-(2-Fluoro-5-methylphenyl)pyrimidin-2-yl)-N-(2-hydroxyethyl)-N-methyl-3-(methylsulfinyl)-1H-indole-6-carboxamide

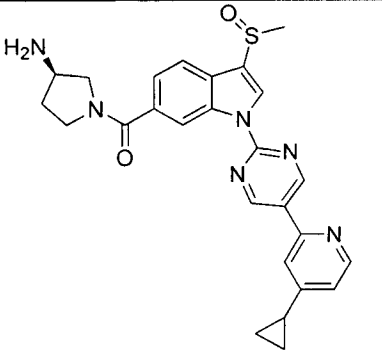
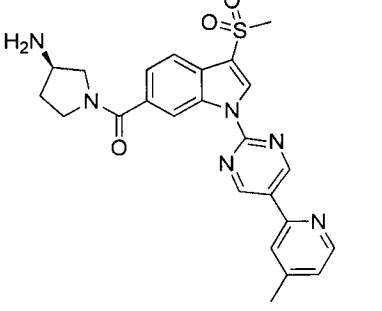
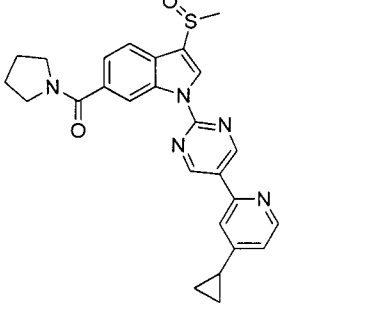
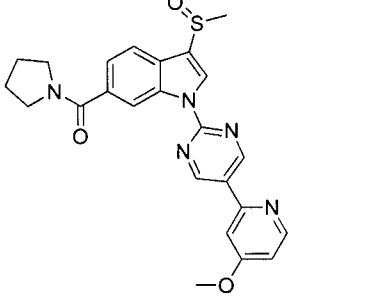
Cmpd-No.	Structure	Name
316		1-(5-(5-Ethoxy-2-fluorophenyl)pyrimidin-2-yl)-N-(2-hydroxyethyl)-N-methyl-3-(methylsulfinyl)-1H-indole-6-carboxamide
317		N-(2-Hydroxyethyl)-N-methyl-1-(5-(4-methylpyridin-2-yl)pyrimidin-2-yl)-3-(methylsulfinyl)-1H-indole-6-carboxamide
318		(3-(1-Hydroxyethyl)-1-(5-(4-methylpyridin-2-yl)pyrimidin-2-yl)-1H-indol-6-yl)(morpholino)methanone
319		(1-(5-(5-Ethoxy-2-fluorophenyl)pyrimidin-2-yl)-3-(1-hydroxyethyl)-1H-indol-6-yl)(morpholino)methanone
320		(1-(5-(2-Fluoro-5-methylphenyl)pyrimidin-2-yl)-3-(1-hydroxyethyl)-1H-indol-6-yl)(morpholino)methanone

Cmpd-No.	Structure	Name
321		((R)-3-Aminopyrrolidin-1-yl)(1-(5-(2-fluoro-5-methylphenyl)pyrimidin-2-yl)-3-(1-hydroxyethyl)-1H-indol-6-yl)methanone
322		1-(5-(2-Fluoro-5-methylphenyl)pyrimidin-2-yl)-3-(1-hydroxyethyl)-N,N-dimethyl-1H-indole-6-carboxamide
323		N-(2-Amino-2-oxoethyl)-1-(5-(2-fluoro-5-methylphenyl)pyrimidin-2-yl)-3-(1-hydroxyethyl)-N-methyl-1H-indole-6-carboxamide
324		(1-(5-(4-Isopropylpyridin-2-yl)pyrimidin-2-yl)-3-(methylsulfonyl)-1H-indol-6-yl)(morpholino)methanone
325		(1-(5-(4-Ethylpyridin-2-yl)pyrimidin-2-yl)-3-(methylsulfonyl)-1H-indol-6-yl)(morpholino)methanone

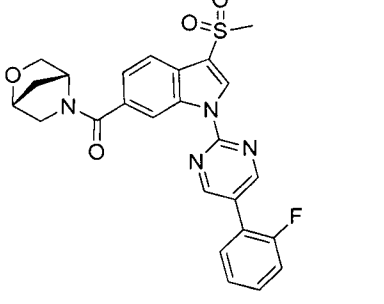
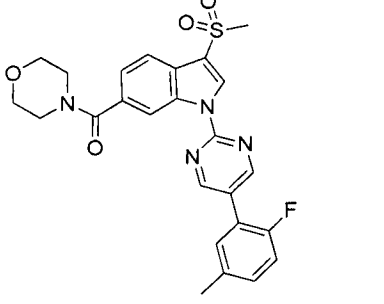
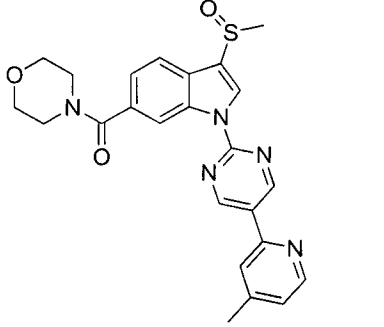
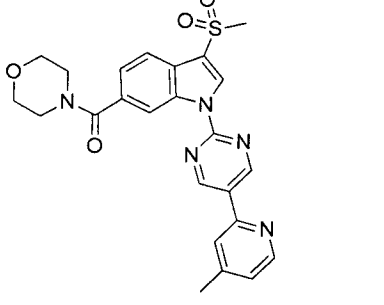
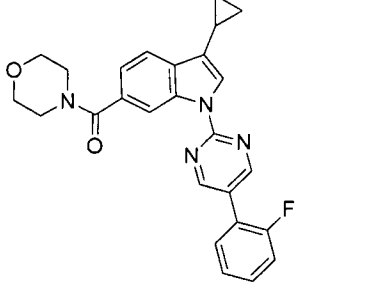
Cmpd-No.	Structure	Name
326		(1-(5-(5-Ethoxy-2-fluorophenyl)pyrimidin-2-yl)-3-(methylsulfonyl)-1H-indol-6-yl)(morpholino)methanone
327		(1-(5-(4-Cyclopropylpyridin-2-yl)pyrimidin-2-yl)-3-(methylsulfonyl)-1H-indol-6-yl)(morpholino)methanone
328		N-(2-Amino-2-oxoethyl)-1-(5-(2-fluoro-5-methylphenyl)pyrimidin-2-yl)-N-methyl-3-(methylsulfonyl)-1H-indole-6-carboxamide
329		(1-(5-(4-(2-Hydroxypropan-2-yl)pyridin-2-yl)pyrimidin-2-yl)-3-(methylsulfonyl)-1H-indol-6-yl)(morpholino)methanone

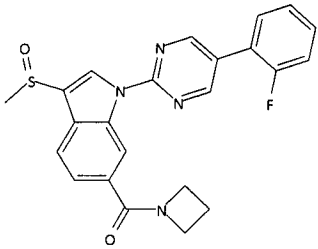
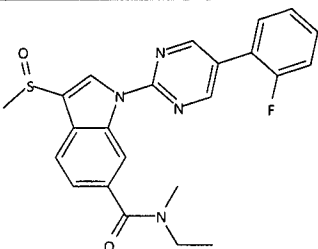
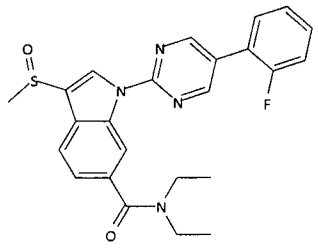
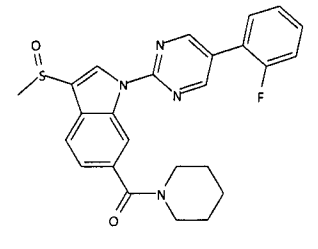
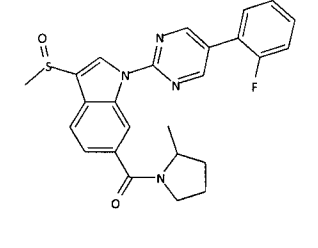
Cmpd-No.	Structure	Name
330		(1-(5-(4-(1-Hydroxyethyl)pyridin-2-yl)pyrimidin-2-yl)-3-(methylsulfonyl)-1H-indol-6-yl)(morpholino)methanone
331		N-(2-Amino-2-oxoethyl)-1-(5-(5-ethyl-2-fluorophenyl)pyrimidin-2-yl)-3-(1-hydroxyethyl)-N-methyl-1H-indole-6-carboxamide
332		N-(2-Amino-2-oxoethyl)-3-(1-hydroxyethyl)-N-methyl-1-(5-(4-methylpyridin-2-yl)pyrimidin-2-yl)-1H-indole-6-carboxamide
333		N-(2-Amino-2-oxoethyl)-1-(5-(4-cyclopropylpyridin-2-yl)pyrimidin-2-yl)-N-methyl-3-(methylsulfinyl)-1H-indole-6-carboxamide
334		N-(2-Amino-2-oxoethyl)-1-(5-(2-fluoro-5-(2-hydroxypropan-2-yl)phenyl)pyrimidin-2-yl)-N-methyl-3-(methylsulfinyl)-1H-indole-6-carboxamide

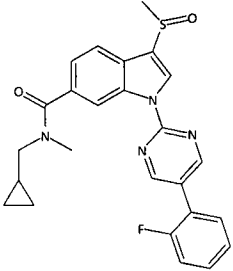
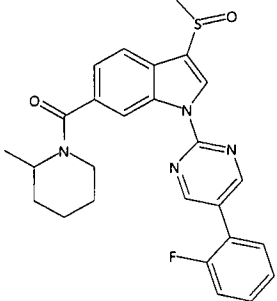
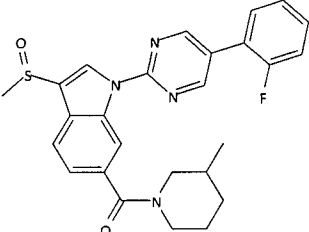
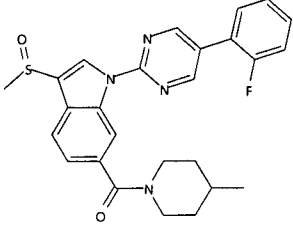
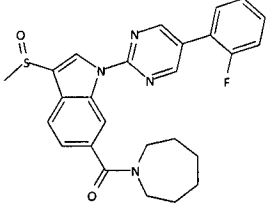
Cmpd-No.	Structure	Name
335		N-(2-Amino-2-oxoethyl)-1-(5-(5-cyclopropyl-2-fluorophenyl)pyrimidin-2-yl)-N-methyl-3-(methylsulfinyl)-1H-indole-6-carboxamide
336		((R)-3-Aminopyrrolidin-1-yl)(1-(5-(4-methylpyridin-2-yl)pyrimidin-2-yl)-3-(methylsulfinyl)-1H-indol-6-yl)methanone
337		((R)-3-Aminopyrrolidin-1-yl)(1-(5-(4-ethylpyridin-2-yl)pyrimidin-2-yl)-3-(methylsulfinyl)-1H-indol-6-yl)methanone
338		((R)-3-Aminopyrrolidin-1-yl)(1-(5-(4-isopropylpyridin-2-yl)pyrimidin-2-yl)-3-(methylsulfinyl)-1H-indol-6-yl)methanone

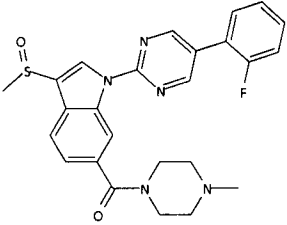
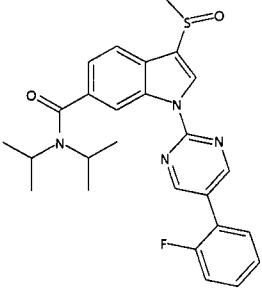
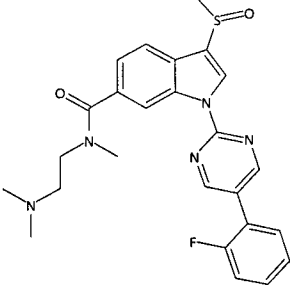
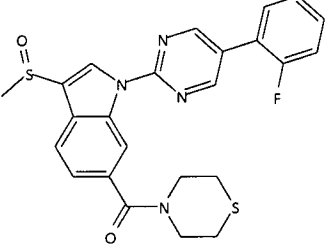
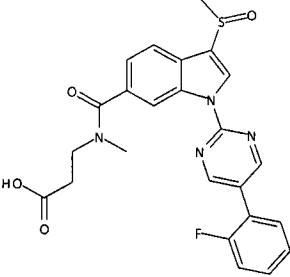
Cmpd-No.	Structure	Name
339		((R)-3-Aminopyrrolidin-1-yl)(1-(5-(4-cyclopropylpyridin-2-yl)pyrimidin-2-yl)-3-(methylsulfinyl)-1H-indol-6-yl)methanone
340		(R)-(3-Aminopyrrolidin-1-yl)(1-(5-(4-methylpyridin-2-yl)pyrimidin-2-yl)-3-(methylsulfonyl)-1H-indol-6-yl)methanone
341		(1-(5-(4-Cyclopropylpyridin-2-yl)pyrimidin-2-yl)-3-(methylsulfinyl)-1H-indol-6-yl)(pyrrolidin-1-yl)methanone
342		(1-(5-(4-Methoxypyridin-2-yl)pyrimidin-2-yl)-3-(methylsulfinyl)-1H-indol-6-yl)(pyrrolidin-1-yl)methanone

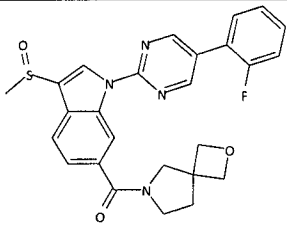
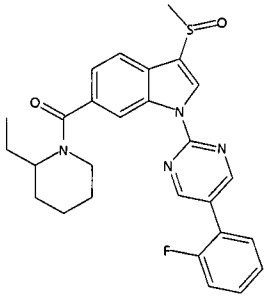
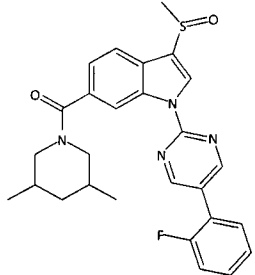
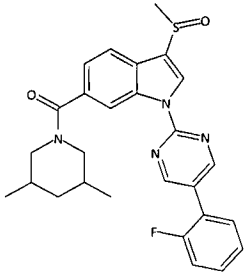
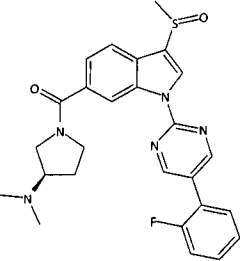
Cmpd-No.	Structure	Name
343		(1-(5-(4-Ethoxypyridin-2-yl)pyrimidin-2-yl)-3-(methylsulfinyl)-1H-indol-6-yl)(pyrrolidin-1-yl)methanone
344 and 345		(1-(5-(2-Fluoro-5-(1-hydroxyethyl)phenyl)pyrimidin-2-yl)-3-(methylsulfonyl)-1H-indol-6-yl)(morpholino)methanone (enantiomer 1 and 2)
346		1-(5-(2-Fluorophenyl)pyrimidin-2-yl)-N-methyl-N-(2-(methylamino)ethyl)-3-(methylsulfinyl)-1H-indole-6-carboxamide
347		2,5-Diazabicyclo[2.2.2]octan-2-yl(1-(5-(2-fluorophenyl)pyrimidin-2-yl)-3-(methylsulfinyl)-1H-indol-6-yl)methanone
348		3,8-Diazabicyclo[3.2.1]octan-8-yl(1-(5-(2-fluorophenyl)pyrimidin-2-yl)-3-(methylsulfinyl)-1H-indol-6-yl)methanone

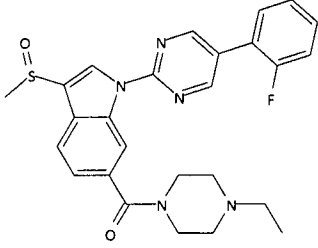
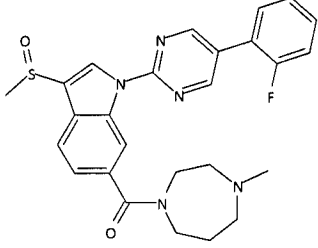
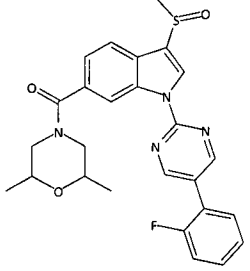
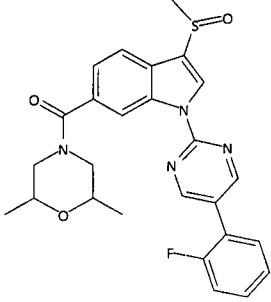
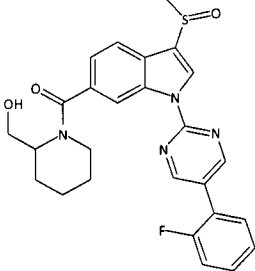
Cmpd-No.	Structure	Name
349		(1R,4R)-2-Oxa-5-azabicyclo[2.2.1]heptan-5-yl(1-(5-(2-fluorophenyl)pyrimidin-2-yl)-3-(methylsulfonyl)-1H-indol-6-yl)methanone
350		(1-(5-(2-Fluoro-5-methylphenyl)pyrimidin-2-yl)-3-(methylsulfonyl)-1H-indol-6-yl)(morpholino)methanone
351 and 352		(1-(5-(4-Methylpyridin-2-yl)pyrimidin-2-yl)-3-(methylsulfonyl)-1H-indol-6-yl)(morpholino)methanone (enantiomer 1 and 2)
353		(1-(5-(4-Methylpyridin-2-yl)pyrimidin-2-yl)-3-(methylsulfonyl)-1H-indol-6-yl)(morpholino)methanone
354		(3-Cyclopropyl-1-(5-(2-fluorophenyl)pyrimidin-2-yl)-1H-indol-6-yl)(morpholino)methanone

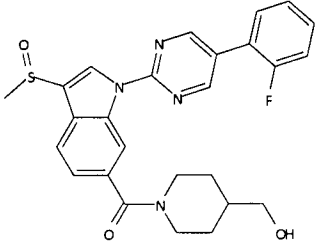
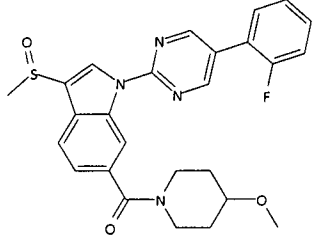
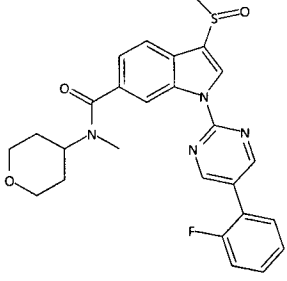
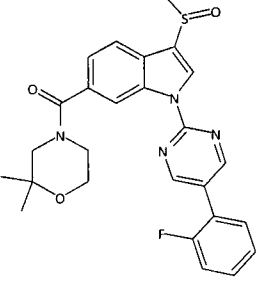
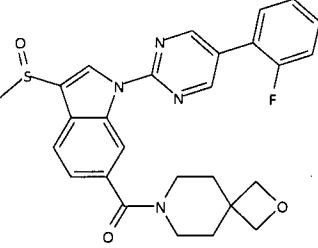
Cmpd-No.	Structure	Name
355		Azetidin-1-yl(1-(5-(2-fluorophenyl)pyrimidin-2-yl)-3-(methylsulfinyl)-1H-indol-6-yl)methanone
356		N-Ethyl-1-(5-(2-fluorophenyl)pyrimidin-2-yl)-N-methyl-3-(methylsulfinyl)-1H-indole-6-carboxamide
357		N,N-Diethyl-1-(5-(2-fluorophenyl)pyrimidin-2-yl)-3-(methylsulfinyl)-1H-indole-6-carboxamide
358		(1-(5-(2-Fluorophenyl)pyrimidin-2-yl)-3-(methylsulfinyl)-1H-indol-6-yl)(piperidin-1-yl)methanone
359		(1-(5-(2-Fluorophenyl)pyrimidin-2-yl)-3-(methylsulfinyl)-1H-indol-6-yl)(2-methylpyrrolidin-1-yl)methanone

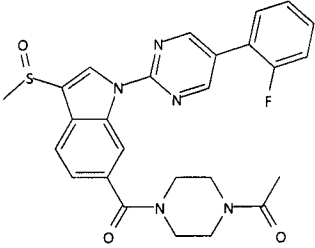
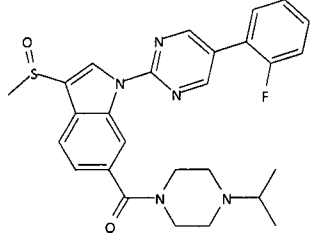
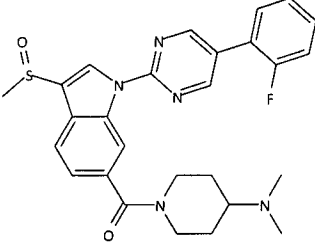
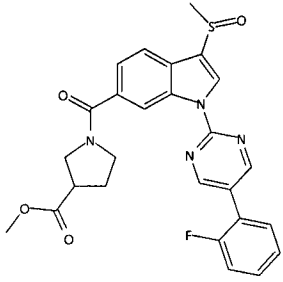
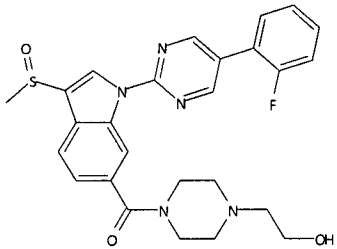
Cmpd-No.	Structure	Name
360		N-(Cyclopropylmethyl)-1-(5-(2-fluorophenyl)pyrimidin-2-yl)-N-methyl-3-(methylsulfinyl)-1H-indole-6-carboxamide
361		(1-(5-(2-Fluorophenyl)pyrimidin-2-yl)-3-(methylsulfinyl)-1H-indol-6-yl)(2-methylpiperidin-1-yl)methanone
362		(1-(5-(2-Fluorophenyl)pyrimidin-2-yl)-3-(methylsulfinyl)-1H-indol-6-yl)(3-methylpiperidin-1-yl)methanone
363		(1-(5-(2-Fluorophenyl)pyrimidin-2-yl)-3-(methylsulfinyl)-1H-indol-6-yl)(4-methylpiperidin-1-yl)methanone
364		Azepan-1-yl(1-(5-(2-fluorophenyl)pyrimidin-2-yl)-3-(methylsulfinyl)-1H-indol-6-yl)methanone

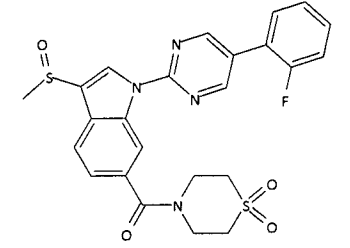
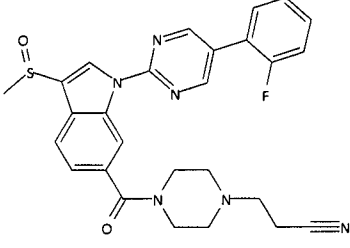
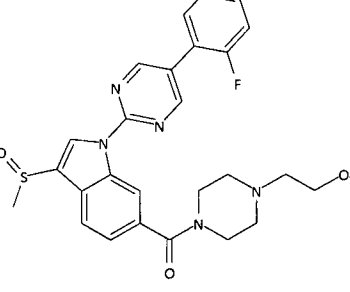
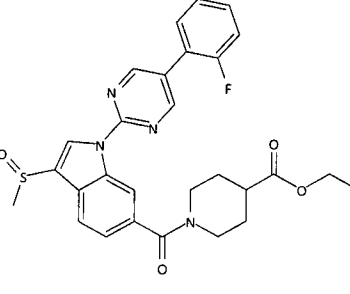
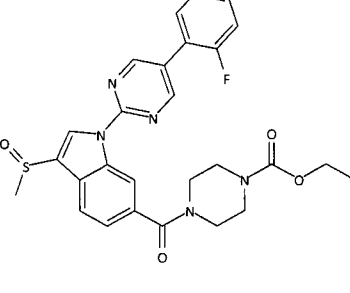
Cmpd-No.	Structure	Name
365		(1-(5-(2-Fluorophenyl)pyrimidin-2-yl)-3-(methylsulfinyl)-1H-indol-6-yl)(4-methylpiperazin-1-yl)methanone
366		1-(5-(2-Fluorophenyl)pyrimidin-2-yl)-N,N-diisopropyl-3-(methylsulfinyl)-1H-indole-6-carboxamide
367		N-(2-(Dimethylamino)ethyl)-1-(5-(2-fluorophenyl)pyrimidin-2-yl)-N-methyl-3-(methylsulfinyl)-1H-indole-6-carboxamide
368		(1-(5-(2-Fluorophenyl)pyrimidin-2-yl)-3-(methylsulfinyl)-1H-indol-6-yl)(thiomorpholino)methanone
369		3-(1-(5-(2-Fluorophenyl)pyrimidin-2-yl)-N-methyl-3-(methylsulfinyl)-1H-indole-6-carboxamido)propanoic acid

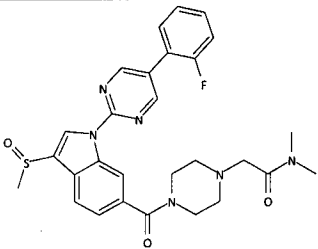
Cmpd-No.	Structure	Name
370		(1-(5-(2-Fluorophenyl)pyrimidin-2-yl)-3-(methylsulfinyl)-1H-indol-6-yl)(2-oxa-6-azaspiro[3.4]octan-6-yl)methanone
371		(2-Ethylpiperidin-1-yl)(1-(5-(2-fluorophenyl)pyrimidin-2-yl)-3-(methylsulfinyl)-1H-indol-6-yl)methanone
372		(3,5-Dimethylpiperidin-1-yl)(1-(5-(2-fluorophenyl)pyrimidin-2-yl)-3-(methylsulfinyl)-1H-indol-6-yl)methanone (diastereomer 1)
373		(3,5-Dimethylpiperidin-1-yl)(1-(5-(2-fluorophenyl)pyrimidin-2-yl)-3-(methylsulfinyl)-1H-indol-6-yl)methanone (diastereomer 2)
374		((R)-3-(Dimethylamino)pyrrolidin-1-yl)(1-(5-(2-fluorophenyl)pyrimidin-2-yl)-3-(methylsulfinyl)-1H-indol-6-yl)methanone

Cmpd-No.	Structure	Name
375		(4-Ethylpiperazin-1-yl)(1-(5-(2-fluorophenyl)pyrimidin-2-yl)-3-(methylsulfinyl)-1H-indol-6-yl)methanone
376		(1-(5-(2-Fluorophenyl)pyrimidin-2-yl)-3-(methylsulfinyl)-1H-indol-6-yl)(4-methyl-1,4-diazepan-1-yl)methanone
377		(2,6-Dimethylmorpholino)(1-(5-(2-fluorophenyl)pyrimidin-2-yl)-3-(methylsulfinyl)-1H-indol-6-yl)methanone (diastereomer 1)
378		(2,6-Dimethylmorpholino)(1-(5-(2-fluorophenyl)pyrimidin-2-yl)-3-(methylsulfinyl)-1H-indol-6-yl)methanone (diastereomer 2)
379		(1-(5-(2-Fluorophenyl)pyrimidin-2-yl)-3-(methylsulfinyl)-1H-indol-6-yl)(2-(hydroxymethyl)piperidin-1-yl)methanone

Cmpd-No.	Structure	Name
380		(1-(5-(2-Fluorophenyl)pyrimidin-2-yl)-3-(methylsulfinyl)-1H-indol-6-yl)(4-(hydroxymethyl)piperidin-1-yl)methanone
381		(1-(5-(2-Fluorophenyl)pyrimidin-2-yl)-3-(methylsulfinyl)-1H-indol-6-yl)(4-methoxypiperidin-1-yl)methanone
382		1-(5-(2-Fluorophenyl)pyrimidin-2-yl)-N-methyl-3-(methylsulfinyl)-N-(tetrahydro-2H-pyran-4-yl)-1H-indole-6-carboxamide
383		(2,2-Dimethylmorpholino)(1-(5-(2-fluorophenyl)pyrimidin-2-yl)-3-(methylsulfinyl)-1H-indol-6-yl)methanone
384		(1-(5-(2-Fluorophenyl)pyrimidin-2-yl)-3-(methylsulfinyl)-1H-indol-6-yl)(2-oxa-7-azaspiro[3.5]nonan-7-yl)methanone

Cmpd-No.	Structure	Name
385		1-(4-(1-(5-(2-Fluorophenyl)pyrimidin-2-yl)-3-(methylsulfinyl)-1H-indole-6-carbonyl)piperazin-1-yl)ethanone
386		(1-(5-(2-Fluorophenyl)pyrimidin-2-yl)-3-(methylsulfinyl)-1H-indol-6-yl)(4-isopropylpiperazin-1-yl)methanone
387		(4-(Dimethylamino)piperidin-1-yl)(1-(5-(2-fluorophenyl)pyrimidin-2-yl)-3-(methylsulfinyl)-1H-indol-6-yl)methanone
388		Methyl 1-(1-(5-(2-fluorophenyl)pyrimidin-2-yl)-3-(methylsulfinyl)-1H-indole-6-carbonyl)pyrrolidine-3-carboxylate
389		(1-(5-(2-Fluorophenyl)pyrimidin-2-yl)-3-(methylsulfinyl)-1H-indol-6-yl)(4-(2-hydroxyethyl)piperazin-1-yl)methanone

Cmpd-No.	Structure	Name
390		(1,1-Dioxidothiomorpholino)(1-(5-(2-fluorophenyl)pyrimidin-2-yl)-3-(methylsulfinyl)-1H-indol-6-yl)methanone
391		3-(4-(1-(5-(2-Fluorophenyl)pyrimidin-2-yl)-3-(methylsulfinyl)-1H-indole-6-carbonyl)piperazin-1-yl)propanenitrile
392		(1-(5-(2-Fluorophenyl)pyrimidin-2-yl)-3-(methylsulfinyl)-1H-indol-6-yl)(4-(2-methoxyethyl)piperazin-1-yl)methanone
393		Ethyl 1-(1-(5-(2-fluorophenyl)pyrimidin-2-yl)-3-(methylsulfinyl)-1H-indole-6-carbonyl)piperidine-4-carboxylate
394		Ethyl 4-(1-(5-(2-fluorophenyl)pyrimidin-2-yl)-3-(methylsulfinyl)-1H-indole-6-carbonyl)piperazine-1-carboxylate

Cmpd-No.	Structure	Name
395		2-(4-(1-(5-(2-Fluorophenyl)pyrimidin-2-yl)-3-(methylsulfinyl)-1H-indole-6-carbonyl)piperazin-1-yl)-N,N-dimethylacetamide

The following abbreviations are used in the descriptions of the experiments:

APCI = atmospheric pressure chemical ionization; (AtaPhos)₂PdCl₂ = bis(di-tert-butyl(4-dimethylaminophenyl)phosphine)dichloropalladium(II); BINAP = 2,2'-bis(diphenylphosphino)-1,1'-binaphthyl; BOP = (benzotriazol-1-yloxy)tris(dimethylamino)phosphonium hexafluorophosphate; calc. = calculated; CDI = carbonyldiimidazole; d = day; dba = dibenzylidene-acetone; DavePhos = 2-dicyclohexylphosphino-2'-(N,N-dimethylamino)biphenyl; DMAP = N,N-dimethylpyridin-4-amine; DME = dimethoxyethane; DMF = N,N-dimethylformamide; DMSO = dimethylsulfoxide; EDCxHCl = 1-[3-(dimethylamino)propyl]-3-ethylcarbodiimide hydrochloride; ES-MS = electrospray mass spectrometry (ES-MS); eq. = equivalent; h = hour; HATU = 1-[bis(dimethylamino)methylene]-1H-1,2,3-triazolo[4,5-b]pyridinium 3-oxid hexafluorophosphate; HOBt = 1-hydroxybenzotriazole monohydrate; min. = minute; MTBE = methyl-tert-butylether; NMP = N-methyl-2-pyrrolidone; PdCl₂(dppf) = [1,1'-bis(diphenylphosphino)ferrocene] dichloropalladium(II) dichloromethane complex; R_t = retention time; SFC = supercritical fluid chromatography; T3P = 1-propylphosphonic acid cyclic anhydride, tBuXPhos = 2-di-tert-butylphosphino-2,4,6-triisopropyl-1,1'-biphenyl; tert = tertiary; TFA = 2,2,2-trifluoroacetic acid; THF = tetrahydrofuran; TLC = thin layer chromatography; TOFMS = time-of-flight mass spectrometer; Xantphos = 4,5-Bis(diphenylphosphino)-9,9-dimethylxanthene.

The following analytical HPLC methods were used:

Method 1:

Column: XBridge C18 (150 mm x 4.6 mm, 5.0 μm); Column temperature: 35°C

Flow rate: 1.0 mL/min

Injection volume: 3 μl

Detection: 215 and 254 nm

Mobile phase A: acetonitrile; mobile phase B: 10 mM ammonium acetate in water

Gradient:

Time in min	% A	% B	Flow rate in ml/min
0	5	95	1.0

-111-

1.5	5	95	1.0
3	15	85	1.0
7	55	45	1.0
10	95	5	1.0
14	95	5	1.0
17	5	95	1.0
20	5	95	1.0

Method 2:Column: Sunfire C18 (150 mm x 4.6 mm, 3.5 μ m); Column temperature: ambient

Flow rate: 1.0 mL/min

Injection volume: 3 μ l

Detection: 215 and 254 nm

Mobile phase A: 0.1% formic acid in acetonitrile; mobile phase B: 0.1% formic acid in water

Gradient:

Time in min	% A	% B	Flow rate in ml/min
0	5	95	1.0
1.5	5	95	1.0
3	15	85	1.0
7	55	45	1.0
10	95	5	1.0
14	95	5	1.0
17	5	95	1.0
20	5	95	1.0

Method 3:Column: Acquity UPLC BEH C18 (100 mm x 2.1 mm, 1.7 μ m); Column temperature: 35°C

Flow rate: 0.3 mL/min

Injection volume: 0.5 μ l

Detection: 215 and 254 nm

Mobile phase A: 5 mM ammonium acetate in water; mobile phase B: acetonitrile

Gradient:

Time in min	% A	% B	Flow rate in ml/min
0	5	95	0.3
0.6	5	95	0.3
1.5	15	85	0.3
4	55	45	0.3

-112-

5.5	95	5	0.3
7.8	95	5	0.3
9	5	95	0.3
10	5	95	0.3

Method 4:Column: XBridge C18 (4.6 x 50 mm, 5.0 μ m); Instrument: Shimadzu Prominence

Flow rate: 1.2 mL/min

Detection: 220 and 260 nm

Mobile phase A: 10 mM ammonium acetate in water; mobile phase B: acetonitrile

Gradient:

Time in min	% A	% B	Flow rate in ml/min
0	90	10	1.2
1.5	70	30	1.2
3.0	10	90	1.2
4.0	10	90	1.2
5.0	90	10	1.2

Mass spectroscopy conditions

Instrument: API 2000 LC/MS/MS from Applied Biosystem; Ionization technique: ESI using API source; Declustering Potential: 10-70 V depending on the ionization of compound;

Mass range: 100-800 amu

Scan type: Q1

Polarity: + Ve

Ion Source: Turbo spray

Ion spray voltage: +5500 for +Ve mode

Mass Source temperature: 200°C

Method 5:Column: Zorbax Extend C18 (4.6 x 50 mm, 5 μ m); Instrument: Shimadzu Prominence

Flow rate: 1.2 mL/min

Detection: 220 and 260 nm

Mobile phase A: 10 mM ammonium acetate in water; mobile phase B: acetonitrile

Gradient:

Time in min	% A	% B	Flow rate in ml/min
0	90	10	1.2
1.5	70	30	1.2

-113-

3.0	10	90	1.2
4.0	10	90	1.2
5.0	90	10	1.2

Mass spectroscopy conditions

Instrument: API 2000 LC/MS/MS from Applied Biosystem

Ionization technique: ESI using API source

Declustering Potential: 10-70 V depending on the ionization of compound

Mass range: 100-800 amu

Scan type: Q1

Polarity: + Ve

Ion Source: Turbo spray

Ion spray voltage: +5500 for +Ve mode

Mass Source temperature: 200°C

Method 6:

Column: XBridge C18 (150 mm x 4.6 mm, 3.5 µm); Column temperature: 25°C

Flow rate: 1.0 mL/min

Injection volume: 2 µl

Detection: 215 and 254 nm

Mobile phase A: acetonitrile; mobile phase B: 10 mM ammonium acetate in water

Gradient:

Time in min	% A	% B	Flow rate in ml/min
0	5	95	1.0
1.5	5	95	1.0
3	15	85	1.0
7	55	45	1.0
10	95	5	1.0
14	95	5	1.0
16	100	0	1.0
18	5	95	1.0
20	5	95	1.0

Method 7:

Column: Zorbax Extend C18 (4.6 x 50 mm, 5 µm)

Instrument: Shimadzu Prominence

Column temperature: 25°C

-114-

Injection volume: 2 µl

Flow rate: 1.0 mL/min

Detection: 220 and 260 nm

Mobile phase A: 10 mM ammonium acetate in water

Mobile phase B: acetonitrile

Gradient:

Time in min	% A	% B	Flow rate in ml/min
0	95	5	1.0
1	95	5	1.0
7.0	50	50	1.0
10.0	10	90	1.0
11.0	10	90	1.0
12.0	95	5	1.0

Mass spectroscopy conditions

Instrument: API 2000 LC/MS/MS from Applied Biosystem

Ionization technique: ESI using API source

Declustering Potential: 10-70 V depending on the ionization of compound

Mass range: 100-800 amu

Scan type: Q1

Polarity: + Ve

Ion Source: Turbo spray

Ion spray voltage: +5500 for +Ve mode

Mass Source temperature: 200°C

Method 8:

Column: XBridge C18 (150 mm x 4.6 mm, 5.0 µm); Column temperature: 25°C

Flow rate: 1.2 mL/min

Injection volume: 2 µl

Detection: 215 and 254 nm

Mobile phase A: 10 mM ammonium acetate in water B: acetonitrile; mobile phase

Gradient:

Time in min	% A	% B	Flow rate in ml/min
0	5	95	1.2
2	55	45	1.2
5	70	30	1.2

-115-

7	95	5	1.2
10	95	5	1.2
12	100	0	1.2
14	5	95	1.2
16	5	95	1.2

Method 9:

Column: Acquity UPLC BEH C18 (100 mm x 2.1 mm, 1.7 µm)

Column temperature: 35°C

Flow rate: 0.3 mL/min

Injection volume: 1 µl

Detection: 215 and 254 nm

Mobile phase A: 0.025% TFA in water

Mobile phase B: 0.025% TFA in acetonitrile

Gradient:

Time in min	% A	% B	Flow rate in ml/min
0	5	95	0.3
0.6	5	95	0.3
1.5	15	85	0.3
4	55	45	0.3
5.5	95	5	0.3
7.8	95	5	0.3
9	5	95	0.3
10	5	95	0.3

Method 10:

Column: XBridge C18 (150 mm x 4.6 mm, 5.0 µm); Column temperature: 25°C

Flow rate: 1.0 mL/min

Injection volume: 2 µl

Detection: 215 and 254 nm

Mobile phase A: 10 mM ammonium acetate in water B: acetonitrile; mobile phase

Gradient:

Time in min	% A	% B	Flow rate in ml/min
0	5	95	1.0
1.5	5	95	1.0
3	15	85	1.0

-116-

5	55	45	1.0
8	95	5	1.0
14	95	5	1.0
15	95	5	1.0

Method 11:Column: XBridge C18 (150 mm x 4.6 mm, 5.0 μ m); Column temperature: 25°C

Flow rate: 1.0 mL/min

Injection volume: 2 μ l

Detection: 215 and 254 nm

Mobile phase A: 10 mM ammonium acetate in water B: acetonitrile; mobile phase

Gradient:

Time in min	% A	% B	Flow rate in ml/min
0	30	95	1.0
7	55	95	1.0
10	95	85	1.0
15	95	45	1.0
16	100	5	1.0
18	30	5	1.0
20	30	5	1.0

Method 12:Column: XBridge C18 (150 mm x 4.6 mm, 5.0 μ m); Column temperature: 25°C

Flow rate: 1.2 mL/min

Injection volume: 2 μ l

Detection: 215 and 254 nm

Mobile phase A: 10 mM ammonium acetate in water B: acetonitrile; mobile phase

Gradient:

Time in min	% A	% B	Flow rate in ml/min
0	5	95	1.2
1.2	5	95	1.2
3	55	45	1.2
5	70	30	1.2
7	95	5	1.2
10	95	5	1.2
12	100	0	1.2
14	5	95	1.2

16	5	95	1.2
----	---	----	-----

General procedure 1 (Suzuki coupling):

Potassium carbonate (6.9 mmol, 3.0 eq), Pd₂(dba)₃ (0.21 mmol, 0.1eq) and tri-tert-butyl phosphonium tetrafluoroborate (0.12 mmol, 0.05 eq) were added at room temperature under an argon atmosphere to a stirred solution of (1-(5-bromopyrimidin-2-yl)-3-(methylthio)-1H-indol-6-yl)(morpholino)-methanone (2.3 mmol, 1.0 eq) and a phenyl boronic acid (2.8 mmol, 1.2 eq) in degassed THF/water (25 mL, 4:1). The reaction mixture was stirred for 2 h at 30°C, then cooled to room temperature and diluted with ethyl acetate (10 mL). For the work up, the mixture was filtered through a plug of celite, washed with water, and dried over sodium sulfate. The solvents were removed under vacuum and the residue was purified by column chromatography [silica gel 100-200 mesh, blend of ethyl acetate and petrolether].

General procedure 2 (oxidation towards methylsulfoxide):

m-Chloroperoxybenzoic acid (0.22 mmol, 1.0 eq) was added at 0°C to a stirred solution of a 3-(alkylthio)-1-(pyrimidin-2-yl)-1H-indole-6-carboxamide (0.22 mmol, 1.0 eq) in dichloromethane (10 mL) and stirring was continued for 2 h at room temperature. The mixture was diluted with dichloromethane (10 mL), washed with saturated sodium hydrogen carbonate solution and brine and dried over anhydrous sodium sulphate. The solvent was removed under vacuum and the residue was purified by preparative TLC using for example ethyl acetate as eluent (an alternative solvent system would be a blend methanol and dichloromethane).

General procedure 3 (oxidation towards methylsulfone):

m-Chloroperoxybenzoic acid (1.2 mmol, 3.0 eq) was added at room temperature to a solution of 3-(alkylthio)-1-(pyrimidin-2-yl)-1H-indole-6-carboxamide (0.4 mmol, 1.0 eq) in dichloromethane (10 mL) and the reaction mixture was stirred for 2 h. Dichloromethane (10 mL) was added and the mixture was washed with saturated sodium hydrogen carbonate solution and brine, and dried over anhydrous sodium sulphate. The solvent was evaporated and the residue was purified by preparative TLC using a blend of methanol and dichloromethane (an alternative solvent system would be a blend ethyl acetate / petrolether) as eluent.

General procedure 4 (Suzuki coupling):

A stirred solution of a 1-(5-bromopyrimidin-2-yl)-3-(methylthio)-1H-indole-6-carboxamide (1.88 mmol, 1.0 eq) and a phenyl boronic acid (2.25 mmol, 1.2 eq) in THF/water (25mL, 4:1) was degassed with argon for 15 min at room temperature. Potassium carbonate (0.78 g, 5.63 mmol, 3.0 eq), Pd₂(dba)₃ (0.171 g, 0.187 mmol, 0.1 eq), and tri-tert-butyl phosphonium tetrafluoroborate (0.027 g, 0.094 mmol, 0.05 eq) were added and stirring was continued at 30°C for 3 h. The mixture was diluted

with ethyl acetate (10 mL), filtered through a pad of celite, washed with water, dried over sodium sulphate and evaporated under vacuum. The crude was purified by column chromatography [silica gel 100-200 mesh, e.g. ethyl acetate / petrolether 1:2].

Synthesis example 1: (1-(5-(2-Fluorophenyl)pyrimidin-2-yl)-3-(methylsulfinyl)-1H-indol-6-yl)(morpholino)-methanone (Compound No. 1)

1a) (1H-Indol-6-yl)(morpholino)methanone

1-Hydroxy-7-azabenzotriazole (0.844 g, 6.21 mmol, 0.05 eq), EDCxHCl (26.09 g, 136.64 mmol, 1.1 eq) and morpholine (12.9 g, 149.06 mmol, 1.2 eq) were added to a stirred solution of 1H-indole-6-carboxylic acid (20.0 g, 124.22 mmol, 1.0 eq) in DMF (150 mL). Stirring was continued for 16 h at room temperature and water (200 mL) was then poured into the reaction mixture. The mixture was extracted with dichloromethane (2 x 150 mL) and the combined organic layers were washed with brine (100 mL), dried over anhydrous sodium sulphate and evaporated. White solid. Yield: 16.0 g (56% of theory).

¹H NMR (400 MHz, DMSO-d₆, δ ppm): 11.28 (s, 1H), 7.58 (d, J = 8.1 Hz, 1H), 7.49-7.43 (m, 2H), 7.04 (dd, J = 8.0, 1.5 Hz, 1H), 6.49 (s, 1H), 3.65-3.48 (m, 8H).

1b) (3-(Methylthio)-1H-indol-6-yl)(morpholino)methanone

Dimethylsulfane (8.17 mL, 109.32 mmol, 1.1 eq) was added dropwise to a stirred suspension of N-chlorosuccinimide (14.53 g, 109.32 mmol, 1.1 eq) in dichloromethane (50 mL) at 0°C. The reaction mixture was cooled to -20°C and (1H-indol-6-yl)(morpholino)methanone (16.0 g, 99.37 mmol, 1.0 eq) in dichloromethane (120 mL) was added dropwise. After stirring for 1 h at room temperature, the solvent was evaporated and replaced by xylene (100 mL). The mixture was refluxed for 1 h, cooled to ambient temperature and then passed through a silica gel column [100-200 mesh, methanol / dichloromethane = 1:19]. The product (16.0 g) obtained was used without further purification.

¹H NMR (400 MHz, DMSO-d₆, δ ppm): 11.51 (s, 1H), 7.69-7.55 (m, 2H), 7.46 (d, J = 3.5 Hz, 1H), 7.13 (dd, J = 8.1, 1.4 Hz, 1H), 3.60-3.52 (m, 8H), 2.56 (s, 3H).

1c) (1-(5-Bromopyrimidin-2-yl)-3-(methylthio)-1H-indol-6-yl)(morpholino)methanone

Potassium tert-butoxide (9.75 g, 86.95 mmol, 1.5 eq) and 5-bromo-2-chloropyrimidine (11.21 g, 57.97 mmol, 1.0 eq) were added to (3-(methylthio)-1H-indol-6-yl)(morpholino)methanone (16.0 g, 57.97 mmol, 1.0 eq) in DMF (100 mL). The mixture was stirred at 120°C for 16 h, then cooled to room temperature, diluted with ethyl acetate (100 mL), and filtered through a pad of celite. The filtrate was washed with water (2 x 100 mL) and brine (50 mL), and dried over sodium sulphate. The solvents

were distilled off and the residue was purified by silica gel column chromatography [100-200 mesh; ethyl acetate/petrolether = 1:1]. Yield: 8.0 g (32% over two steps).

¹H NMR (300 MHz, DMSO-d₆, δ ppm): 9.06 (s, 2H), 8.74 (s, 1H), 8.22 (s, 1H), 7.68 (d, J = 8.1 Hz, 1H), 7.36 (dd, J = 8.0, 1.4 Hz, 1H), 3.78-3.34 (m, 8H), 2.52 (s, 3H).

1d) (1-(5-(2-Fluorophenyl)pyrimidin-2-yl)-3-(methylthio)-1H-indol-6-yl)(morpholino)methanone

Potassium carbonate (5.73 g, 41.57 mmol, 3.0 eq), Pd₂(dba)₃ (1.26 g, 1.39 mmol, 0.1 eq) and tri-tert-butyl phosphonium tetrafluoroborate (0.2 g, 0.69 mmol, 0.05 eq) were added at room temperature under an argon atmosphere to a stirred solution of (1-(5-bromopyrimidin-2-yl)-3-(methylthio)-1H-indol-6-yl)(morpholino)-methanone (6.0 g, 13.85 mmol, 1.0 eq) and (2-fluorophenyl)boronic acid (2.31 g, 16.62 mmol, 1.2 eq) in THF/water (100 mL, 4:1). The mixture was stirred for 2 h at 30°C, diluted with ethyl acetate (50 mL), and filtered through a pad of celite. The filtrate was washed with water, dried over sodium sulphate and evaporated. The residue was purified by column chromatography [100-200 mesh; ethyl acetate/petrolether = 2:3]. Yield: 4.0 g (64% of theory).

¹H NMR (300 MHz, DMSO-d₆, δ ppm): 9.13 (d, J = 1.5 Hz, 2H), 8.90 (s, 1H), 8.35 (s, 1H), 7.80-7.68 (m, 2H), 7.56-7.51 (m, 1H), 7.46-7.36 (m, 3H), 3.78-3.34 (s, 8H), 2.54 (s, 3H).

1e) (1-(5-(2-Fluorophenyl)pyrimidin-2-yl)-3-(methylsulfinyl)-1H-indol-6-yl)(morpholino)-methanone

Prepared from (1-(5-(2-fluorophenyl)pyrimidin-2-yl)-3-(methylthio)-1H-indol-6-yl)(morpholino)-methanone (100 mg, 0.223 mmol) according to general procedure 2. White solid. Yield: 70 mg (67% of theory). Melting range: 214-217°C. HPLC (method 1): R_t = 9.14 min. Mass spectroscopy: m/z: [M+H]⁺ = 464.8

¹H NMR (400 MHz, DMSO-d₆, δ ppm): 9.20 (s, 2H), 8.94 (s, 1H), 8.79 (s, 1H), 8.05 (d, J = 8.2 Hz, 1H), 7.78-7.76 (m, 1H), 7.57-7.55 (m, 1H), 7.47-7.40 (m, 3H), 3.64 (brs, 8H), 3.08 (s, 3H).

Synthesis example 2: 4-Fluoro-3-(2-(3-(methylsulfinyl)-6-(morpholine-4-carbonyl)-1H-indol-1-yl)pyrimidin-5-yl)benzonitrile (Compound No. 2)

2a) 4-Fluoro-3-(2-(3-(methylthio)-6-(morpholine-4-carbonyl)-1H-indol-1-yl)pyrimidin-5-yl)benzonitrile

Synthesized according to general procedure 1 from (1-(5-bromopyrimidin-2-yl)-3-(methylthio)-1H-indol-6-yl)(morpholino)methanone (1.0 g, 2.309 mmol, 1.0 eq) and (5-cyano-2-fluorophenyl)boronic acid (0.451 g, 2.77 mmol, 1.2 eq). Yield: 0.4 g (36% of theory)

¹H NMR: (300 MHz, DMSO-d₆, δ ppm): 9.18 (d, J = 1.4 Hz, 1H), 8.88 (s, 1H), 8.38-8.35 (m, 2H), 8.09-8.05 (m, 1H), 7.75-7.63 (m, 3H), 7.39 (dd, J = 8.1, 1.4 Hz, 1H), 3.8-3.36 (m, 8H), 2.55 (s, 3H).

2b) 4-Fluoro-3-(2-(3-(methylsulfinyl)-6-(morpholine-4-carbonyl)-1H-indol-1-yl)pyrimidin-5-yl)-benzonitrile

The product obtained under 2a) (200 mg, 0.422 mmol, 1.0 eq) was reacted according to the instructions of the general procedure 2. The crude product was purified by preparative TLC using 5% methanol in dichloromethane as eluent. White solid. Yield: 120 mg (58% of theory). Melting range: 262-266°C. HPLC (method 3): $R_t = 4.54$ min. Mass spectroscopy: m/z : $[M+H]^+ = 489.8$

1H NMR (400 MHz, DMSO- d_6 , δ ppm): 9.24 (s, 2H), 8.94 (s, 1H), 8.79 (s, 1H), 8.40 (dd, $J = 7.3, 2.2$ Hz, 1H), 8.10-8.04 (m, 2H), 7.72-7.68 (m, 1H), 7.44 (dd, $J = 8.1, 1.5$ Hz, 1H), 3.81-3.39 (m, 8H), 3.08 (s, 3H).

Synthesis example 3: (1-(5-(2-Chlorophenyl)pyrimidin-2-yl)-3-(methylsulfinyl)-1H-indol-6-yl)(morpholino) methanone (Compound No. 3)

3a) (1-(5-(2-Chlorophenyl)pyrimidin-2-yl)-3-(methylthio)-1H-indol-6-yl)(morpholino)methanone

Synthesized according to general procedure 1, from (1-(5-bromopyrimidin-2-yl)-3-(methylthio)-1H-indol-6-yl)(morpholino)methanone (1.0 g, 2.30 mmol, 1.0 eq) and (2-chlorophenyl)boronic acid (0.429 g, 2.77 mmol, 1.2 eq). Yield: 0.7 g (65% of theory).

1H NMR (400 MHz, DMSO- d_6 , δ ppm): 9.04 (s, 2H), 8.86 (s, 1H), 8.35 (s, 1H), 7.70-7.63 (m, 3H), 7.56-7.52 (m, 2H), 7.37 (dd, $J = 8.1, 1.4$ Hz, 1H), 3.71-3.41 (m, 8H), 2.55 (s, 3H).

3b) (1-(5-(2-Chlorophenyl)pyrimidin-2-yl)-3-(methylsulfinyl)-1H-indol-6-yl)(morpholino) methanone

The product obtained under 3a) (150 mg, 0.323 mmol) was converted according to the general procedure 2. White solid. Yield: 80 mg (51% of theory). Melting range: 226-230°C. HPLC (method 1): $R_t = 9.55$ min. Mass spectroscopy: m/z : $[M+H]^+ = 481.1$.

1H NMR (400 MHz, DMSO- d_6 , δ ppm): 9.11 (s, 2H), 8.94 (s, 1H), 8.79 (s, 1H), 8.05 (d, $J = 8.1$ Hz, 1H), 7.70-7.65 (m, 2H), 7.56-7.53 (m, 2H), 7.43 (dd, $J = 8.0, 1.5$ Hz, 1H), 3.71-3.41 (m, 8H), 3.08 (s, 3H).

Synthesis example 4: (3-(Methylsulfinyl)-1-(5-phenylpyrimidin-2-yl)-1H-indol-6-yl)(morpholino) methanone (Compound No. 4)

4a) (3-(Methylthio)-1-(5-phenylpyrimidin-2-yl)-1H-indol-6-yl)(morpholino)methanone

Obtained according to general procedure 1 from (1-(5-bromopyrimidin-2-yl)-3-(methylthio)-1H-indol-6-yl)(morpholino)methanone (0.7 g, 1.616 mmol) and phenyl boronic acid (0.232 g, 1.939 mmol). Yield: 0.5 g (72% of theory)

-121-

¹H NMR (300 MHz, DMSO-d₆, δ ppm): 9.25 (s, 2H), 8.90 (s, 1H), 8.35 (s, 1H), 7.87-7.85 (m, 2H), 7.70 (d, J = 8.1 Hz, 1H), 7.61-7.52 (m, 2H), 7.52-7.44 (m, 1H), 7.37 (dd, J = 8.1, 1.5 Hz, 1H), 3.78-3.34 (m, 8H), 2.54 (s, 3H).

4b) (3-(Methylsulfinyl)-1-(5-phenylpyrimidin-2-yl)-1H-indol-6-yl)(morpholino)methanone

The product from the previous step (200 mg, 0.464 mmol) was reacted according to the instructions from general procedure 2. White solid. Yield: 125 mg (60% of theory). Melting range: 239-242°C. HPLC (method 2): R_t = 9.68 min. Mass spectroscopy: m/z: [M+H]⁺ = 447.3

¹H NMR (400 MHz, DMSO-d₆, δ ppm): 9.31 (s, 2H), 8.96 (s, 1H), 8.78 (s, 1H), 8.05 (d, J = 8.4 Hz, 1H), 7.90-7.88 (m, 2H), 7.59-7.55 (m, 2H), 7.51-7.48 (m, 1H), 7.43 (dd, J = 8.3, 1.5 Hz, 1H), 3.78-3.34 (m, 8H), 3.08 (s, 3H).

Synthesis example 5: 4-Fluoro-3-(2-(3-(methylsulfonyl)-6-(morpholine-4-carbonyl)-1H-indol-1-yl)pyrimidin-5-yl)benzonitrile (Compound No. 5)

Obtained from 4-fluoro-3-(2-(3-(methylthio)-6-(morpholine-4-carbonyl)-1H-indol-1-yl)pyrimidin-5-yl)benzonitrile (200 mg, 0.422 mmol) according to the general procedure 3. White solid. Yield: 110 mg (51% of theory). Melting range: 316-319°C. HPLC (method 3): R_t = 5.0 min. Mass spectroscopy: m/z: [M+H]⁺ = 505.9

¹H NMR: (300 MHz, DMSO-d₆, δ ppm): 9.29 (s, 2H), 8.93 (d, J = 4.7 Hz, 2H), 8.41 (dd, J = 7.2, 2.2 Hz, 1H), 8.12-8.07 (m, 1H), 8.01 (d, J = 8.3 Hz, 1H), 7.74-7.68 (m, 1H), 7.52 (dd, J = 8.2, 1.4 Hz, 1H), 3.81-3.35 (m, 8H), 3.40 (s, 3H).

The following compounds were prepared according to general procedure 3:

Compound No. 6: (1-(5-(2,4-Difluorophenyl)pyrimidin-2-yl)-3-(methylsulfonyl)-1H-indol-6-yl)(morpholino)methanone (synthesis example 6)

White solid. Yield: 140 mg (67% of theory). Melting range: 247-252°C. HPLC (method 3): R_t = 5.25 min. Mass spectroscopy: m/z: [M+H]⁺ = 498.9.

¹H NMR (300 MHz, DMSO-d₆, δ ppm): 9.21 (s, 2H), 8.93 (s, 1H), 8.90 (s, 1H), 8.01 (d, J = 8.2 Hz, 1H), 7.91-7.80 (m, 1H), 7.57-7.49 (m, 2H), 7.37-7.31 (m, 1H), 3.81-3.34 (s, 8H), 3.39 (s, 3H).

Compound No. 7: 3-Fluoro-4-(2-(3-(methylsulfonyl)-6-(morpholine-4-carbonyl)-1H-indol-1-yl)pyrimidin-5-yl)benzamide (synthesis example 7)

White solid. Yield: 80 mg (32% of theory). Melting range: 263-266°C. HPLC (method 3): R_t = 4.19 min. Mass spectroscopy: m/z: [M+H]⁺ = 523.9

-122-

¹H NMR (300 MHz, DMSO-d₆, δ ppm): 9.28 (s, 2H), 8.95 (s, 1H), 8.92 (s, 1H), 8.19 (s, 1H), 8.01 (d, J = 8.2 Hz, 1H), 7.94-7.86 (m, 3H), 7.65 (s, 1H), 7.52 (dd, J = 8.2, 1.4 Hz, 1H), 3.64 (s, 8H), 3.39 (s, 3H).

Compound No. 8: 2-(2-(3-(Methylsulfonyl)-6-(morpholine-4-carbonyl)-1H-indol-1-yl)pyrimidin-5-yl)benzonitrile (synthesis example 8)

White solid. Yield: 180 mg (84% of theory). Melting range: 265-269°C. HPLC (method 3): R_t = 4.84 min. Mass spectroscopy: m/z: [M+H]⁺ = 487.9

¹H NMR (300 MHz, DMSO-d₆, δ ppm): 9.29 (s, 2H), 8.95-8.94 (m, 2H), 8.10 (dd, J = 7.7, 1.3 Hz, 1H), 8.01 (d, J = 8.2 Hz, 1H), 7.97-7.85 (m, 2H), 7.75-7.70 (m, 1H), 7.52 (dd, J = 8.1, 1.5 Hz, 1H), 3.71-3.42 (m, 8H), 3.40 (s, 3H).

Compound No. 9: (1-(5-(2-Chlorophenyl)pyrimidin-2-yl)-3-(methylsulfonyl)-1H-indol-6-yl)(morpholino)methanone (synthesis example 9)

White solid. Yield: 165 mg (77% of theory). Melting range: 235-239°C. HPLC (method 2): R_t = 10.92 min. Mass spectroscopy: m/z: [M+H]⁺ = 497.3.

¹H NMR (400 MHz, DMSO-d₆, δ ppm): 9.16 (s, 2H), 8.95-8.90 (m, 2H), 8.01 (d, J = 8.2 Hz, 1H), 7.74-7.64 (m, 2H), 7.59-7.48 (m, 3H), 3.68-3.48 (m, 8H), 3.39 (s, 3H).

Compound No. 10: (3-(Methylsulfonyl)-1-(5-phenylpyrimidin-2-yl)-1H-indol-6-yl)(morpholino)methanone (synthesis example 10)

White solid. Yield: 90 mg (42% of theory). Melting range: 270-274°C. HPLC (method 2): R_t = 10.61 min. Mass spectroscopy: m/z: [M+H]⁺ = 463.3.

¹H NMR: (400 MHz, DMSO-d₆, δ ppm): 9.36 (s, 2H), 8.95 (s, 1H), 8.91 (s, 1H), 8.01 (d, J = 8.2 Hz, 1H), 7.93-7.87 (m, 2H), 7.60-7.56 (m, 2H), 7.52-7.49 (m, 2H), 3.68-3.54 (m, 8H), 3.39 (s, 3H).

Compound No. 11: (1-(5-(2-Fluorophenyl)pyrimidin-2-yl)-3-(methylsulfonyl)-1H-indol-6-yl)(morpholino)methanone (synthesis example 11)

White solid. Yield: 75 mg (70% of theory). Melting range: 267-270°C. HPLC (method 1): R_t = 9.91 min. Mass spectroscopy: m/z: [M+H]⁺ = 480.8

¹H NMR (400 MHz, DMSO-d₆, δ ppm): 9.24 (d, J = 1.3 Hz, 2H), 8.96-8.90 (m, 2H), 8.01 (d, J = 8.2 Hz, 1H), 7.81-7.78 (m, 1H), 7.58-7.52 (m, 1H), 7.53-7.40 (m, 3H), 3.64 (brs, 8H), 3.31 (s, 3H)

Synthesis example 12: (3-(Methylsulfinyl)-1-(5-phenylpyrimidin-2-yl)-1H-indol-6-yl)(piperazin-1-yl)methanone (Compound No. 12)

12a) tert-Butyl 4-(1H-indole-6-carbonyl)piperazine-1-carboxylate

Prepared from 1H-indole-6-carboxylic acid (4.0 g, 24.84 mmol, 1.0 eq) and tert-butyl piperazine-1-carboxylate (4.6 g, 24.84 mmol, 1.0 eq) in an analogous manner as described under procedure 1a). White solid. Yield: 5.0 g (61% of theory)

¹H NMR (400 MHz, DMSO-d₆, δ ppm): 11.29 (s, 1H), 7.58 (d, J = 8.1 Hz, 1H), 7.49-7.43 (m, 2H), 7.04 (dd, J = 8.1, 1.5 Hz, 1H), 6.48-6.47 (m, 1H), 3.62-3.42 (m, 4H), 3.32-3.42 (m, 4H), 1.41 (s, 9H).

12b) tert-Butyl 4-(3-(methylthio)-1H-indole-6-carbonyl)piperazine-1-carboxylate

Synthesized in analogy to the procedure 1b) from tert-butyl 4-(1H-indole-6-carbonyl)piperazine-1-carboxylate (2.0 g, 6.079 mmol). The product (2.0 g) obtained was used without further purification in the next step.

12c) tert-Butyl 4-(3-(methylthio)-1-(5-phenylpyrimidin-2-yl)-1H-indole-6-carbonyl)piperazine-1-carboxylate

Prepared from the product of 12b) (1.2 g, 3.2 mmol, 1.0 eq) and 2-chloro-5-phenylpyrimidine (0.604 g, 3.2 mmol, 1.0 eq) following the instructions of 1c). Yield: 700 mg.

¹H NMR (300 MHz, DMSO-d₆, δ ppm): 9.24 (s, 2H), 8.90 (s, 1H), 8.35 (s, 1H), 7.87-7.85 (d, J = 6.9 Hz, 2H), 7.71-7.68 (d, J = 8.1 Hz, 1H), 7.58-7.47 (m, 3H), 7.38 (d, J = 8.1 Hz, 1H), 3.70-3.38 (m, 8H), 2.54 (s, 3H), 1.41 (s, 9H).

12d) tert-Butyl 4-(3-(methylsulfinyl)-1-(5-phenylpyrimidin-2-yl)-1H-indole-6-carbonyl)piperazine-1-carboxylate

Obtained from 12c) (300 mg, 0.56 mmol) according to the general procedure 2. The preparative TLC was performed with 3% methanol in dichloromethane as eluent. White solid. Yield: 170 mg (54% yield).

¹H NMR (400 MHz, DMSO-d₆, δ ppm): 9.31 (s, 2H), 8.96 (s, 1H), 8.79 (s, 1H), 8.05 (d, J = 8.1 Hz, 1H), 7.89 (d, J = 7.6 Hz, 2H), 7.61-7.54 (m, 2H), 7.52-7.47 (m, 1H), 7.43 (dd, J = 8.1, 1.5 Hz, 1H), 3.70-3.35 (m, 8H), 3.09 (s, 3H), 1.41 (s, 9H).

12e) (3-(Methylsulfinyl)-1-(5-phenylpyrimidin-2-yl)-1H-indol-6-yl)(piperazin-1-yl)methanone

TFA (0.5 mL) was added to compound 12d) (170 mg, 0.311 mmol) in dichloromethane (5 mL) at room temperature and the solution was stirred for 2 h. The reaction mixture was then diluted with water, adjusted to pH 8 via addition of saturated sodium hydrogen carbonate solution and extracted with dichloromethane. The combined organic layers were dried over sodium sulfate and evaporated. The remnant was purified by preparative TLC using a blend of 5% methanol in dichloromethane as eluent. White solid. Yield: 75 mg (51% of theory). Melting range: 193-197°C. HPLC (method 3): R_t = 4.02 min. Mass spectroscopy: m/z : $[M+H]^+$ = 446.1.

1H NMR (300 MHz, DMSO- d_6 , δ ppm): 9.31 (s, 2H), 8.92 (s, 1H), 8.77 (s, 1H), 8.03 (d, J = 8.2 Hz, 1H), 7.91-7.87 (m, 2H), 7.63-7.45 (m, 3H), 7.38 (dd, J = 8.2, 1.4 Hz, 1H), 3.7-3.4 (m, 4H), 3.08 (s, 3H), 2.9-2.6 (s, 4H).

Synthesis example 13: (1-(5-(2-Fluorophenyl)pyrimidin-2-yl)-3-(methylsulfinyl)-1H-indol-6-yl)(piperazin-1-yl)methanone (Compound No. 13)

13a) 2-Chloro-5-(2-fluorophenyl)pyrimidine

Tetrakis(triphenylphosphine)palladium(0) (2.06 g, 1.79 mmol, 0.1 eq) and caesium carbonate (17.4 g, 53.69 mmol, 2.0 eq) were added under an argon atmosphere to a stirred solution of 5-bromo-2-chloropyrimidine (2.5 g, 17.86 mmol, 1 eq) and (2-fluorophenyl)boronic acid (3.45 g, 17.86 mmol, 1.0 eq) in 1,4-dioxane/water (30 mL, 4:1) at room temperature. The mixture was heated to 90°C, stirred for 3 h and then cooled to room temperature. The mixture was diluted with ethyl acetate (10 mL), washed with water, and dried over sodium sulfate. The solvents were removed in vacuo and the residue was purified by column chromatography [silica gel 100-200 mesh, ethyl acetate/petrolether 1:19]. Yield: 2.0 g (53% of theory)

1H NMR (300 MHz, $CDCl_3$, δ ppm): 8.83 (s, 2H), 7.48-7.42 (m, 2H), 7.35-7.25 (m, 2H).

13b) tert-Butyl 4-(1-(5-(2-fluorophenyl)pyrimidin-2-yl)-3-(methylthio)-1H-indole-6-carbonyl)piperazine-1-carboxylate

Obtained from the product of 12b) (1.2 g, 3.2 mmol, 1.0 eq) and 2-chloro-5-(2-fluorophenyl)pyrimidine (0.665 g, 3.2 mmol, 1.0 eq) according to procedure 1c). Yield: 800 mg (46% of theory)

1H NMR (300 MHz, DMSO- d_6 , δ ppm): 9.13 (s, 2H), 8.89 (s, 1H), 8.35 (s, 1H), 7.81-7.66 (m, 2H), 7.56-7.51 (m, 1H), 7.47-7.31 (m, 3H), 3.81-3.34 (m, 8H), 2.55 (s, 3H), 1.41 (s, 9H).

13c) tert-Butyl 4-(1-(5-(2-fluorophenyl)pyrimidin-2-yl)-3-(methylsulfinyl)-1H-indole-6-carbonyl)piperazine-1-carboxylate

-125-

The target compound was synthesized from 13b) (250 mg, 0.46 mmol, 1.0 eq) following the instructions of general procedure 2. White solid. Yield: 170 mg (66% of theory)

¹H NMR (300 MHz, DMSO-d₆, δ ppm): 9.19 (s, 2H), 8.95 (s, 1H), 8.79 (s, 1H), 8.05 (d, J = 8.1 Hz, 1H), 7.81-7.76 (m, 1H), 7.63-7.36 (m, 4H), 3.42 (m, 8H), 3.09 (s, 3H), 1.41 (s, 9H).

13d) (1-(5-(2-Fluorophenyl)pyrimidin-2-yl)-3-(methylsulfinyl)-1H-indol-6-yl)(piperazin-1-yl)methanone

Prepared from 13c) (170 mg, 0.30 mmol, 1.0 eq) in analogy to the procedure of 12e). White solid. Yield: 130mg (71% of theory). Melting range: 199-203°C. HPLC (method 3): R_t = 4.04 min. Mass spectroscopy: m/z: [M+H]⁺ = 464.1.

¹H NMR (300 MHz, DMSO-d₆, δ ppm): 9.19 (d, J = 1.4 Hz, 2H), 8.90 (s, 1H), 8.78 (s, 1H), 8.03 (d, J = 8.1 Hz, 1H), 7.82-7.76 (m, 1H), 7.58-7.52 (m, 1H), 7.48-7.37 (m, 3H), 3.70-3.37 (m, 4H), 3.08 (s, 3H), 2.73 (bs, 5H).

Synthesis example 14: (1-(5-(2,4-Difluorophenyl)pyrimidin-2-yl)-3-(methylsulfinyl)-1H-indol-6-yl)(piperazin-1-yl)methanone (Compound No. 14)

14a) tert-Butyl 4-(1-(5-(2,4-difluorophenyl)pyrimidin-2-yl)-3-(methylthio)-1H-indole-6-carbonyl)piperazine-1-carboxylate

Prepared according to general procedure 1 from tert-butyl 4-(1-(5-bromopyrimidin-2-yl)-3-(methylthio)-1H-indole-6-carbonyl)piperazine-1-carboxylate (1.0 g, 1.876 mmol, 1.0 eq) and (3,4-difluorophenyl)boronic acid (0.353 g, 2.251 mmol, 1.2 eq). Yield: 0.6 g (56% of theory)

¹H NMR: (300 MHz, DMSO-d₆, δ ppm): 9.10 (s, 2H), 8.88 (s, 1H), 8.35 (s, 1H), 7.88-7.79 (m, 1H), 7.70 (d, J = 8.1 Hz, 1H), 7.56-7.46 (m, 1H), 7.41-7.28 (m, 2H), 3.82-3.35 (m, 8H), 2.55 (s, 3H), 1.41 (s, 9H).

14b) tert-Butyl 4-(1-(5-(2,4-difluorophenyl)pyrimidin-2-yl)-3-(methylsulfinyl)-1H-indole-6-carbonyl)piperazine-1-carboxylate

Synthesized from 14a) (260 mg, 0.46 mmol) following the instructions of general procedure 2. Yield: 180 mg (67% of theory)

14c) (1-(5-(2,4-Difluorophenyl)pyrimidin-2-yl)-3-(methylsulfinyl)-1H-indol-6-yl)(piperazin-1-yl)methanone

-126-

Preparation from 14b) (180 mg, 0.31 mmol) in an analogous manner as described under 12e). White solid. Yield: 135 mg (83% of theory). Melting range: 198-201°C. HPLC (method 3): $R_t = 4.20$ min. Mass spectroscopy: m/z : $[M+H]^+ = 482.2$.

1H NMR: (300 MHz, DMSO- d_6 , δ ppm): 9.17 (s, 2H), 8.90 (s, 1H), 8.77 (s, 1H), 8.03 (d, $J = 8.2$ Hz, 1H), 7.91-7.79 (m, 1H), 7.61-7.42 (m, 1H), 7.44-7.20 (m, 2H), 3.72-3.37 (m, 4H), 3.08 (s, 3H), 2.58-2.78 (m, 4H).

The compounds nos. 15 to 17 were synthesized in three steps from tert-butyl 4-(1-(5-bromopyrimidin-2-yl)-3-(methylthio)-1H-indole-6-carbonyl)piperazine-1-carboxylate in an analogous manner:

Compound No. 15: 3-Fluoro-4-(2-(3-(methylsulfinyl)-6-(piperazine-1-carbonyl)-1H-indol-1-yl)pyrimidin-5-yl)benzamide (synthesis example 15)

White solid. Yield: 170 mg. HPLC (method 1): $R_t = 6.60$ min. Mass spectroscopy: m/z : $[M+H]^+ = 506.7$

1H NMR (300 MHz, DMSO- d_6 , δ ppm): 9.23 (s, 2H), 8.91 (s, 1H), 8.78 (s, 1H), 8.18 (s, 1H), 8.04 (d, $J = 8.1$ Hz, 1H), 7.90-7.85 (m, 3H), 7.63 (s, 1H), 7.40 (d, $J = 8.3$, 1H), 3.71-3.46 (m, 8H), 3.08 (s, 3H), 2.75 (s, 1H).

Compound No. 16: 2-(2-(3-(Methylsulfinyl)-6-(piperazine-1-carbonyl)-1H-indol-1-yl)pyrimidin-5-yl)benzonitrile (synthesis example 16)

White solid. Yield: 80 mg (75% of theory). Melting range: 230-235°C. HPLC (method 1): $R_t = 7.23$ min. Mass spectroscopy: m/z : $[M+H]^+ = 471.1$

1H NMR (400 MHz, DMSO- d_6 , δ ppm): 9.24 (s, 2H), 8.92 (s, 1H), 8.82 (s, 1H), 8.10-8.03 (m, 2H), 7.94-7.85 (m, 2H), 7.75-7.70 (m, 1H), 7.40 (dd, $J = 8.1, 1.6$ Hz, 1H), 3.74-3.53 (m, 2H), 3.49-3.3 (m, 2H), 3.09 (s, 3H), 2.91-2.60 (m, 4H).

Compound No. 17: 4-Fluoro-3-(2-(3-(methylsulfinyl)-6-(piperazine-1-carbonyl)-1H-indol-1-yl)pyrimidin-5-yl)benzonitrile (synthesis example 17)

White solid. Yield: 95 mg (76% of theory). Melting range: 159-163°C. HPLC (method 1): $R_t = 7.67$ min. Mass spectroscopy: m/z : $[M+H]^+ = 489.1$

1H NMR (300 MHz, DMSO- d_6 , δ ppm): 9.24 (s, 2H), 8.90 (s, 1H), 8.80 (s, 1H), 8.40 (dd, $J = 7.2, 2.2$ Hz, 1H), 8.10-8.03 (m, 2H), 7.73-7.67 (m, 1H), 7.40 (dd, $J = 8.1, 1.5$ Hz, 1H), 3.7-3.4 (m, 4H), 3.08 (s, 3H), 2.81-2.60 (m, 4H).

The compound nos. 18 to 20 were prepared in an analogous manner as described in synthesis example 1:

Compound No. 18: (1-(5-(2,4-Difluorophenyl)pyrimidin-2-yl)-3-(methylsulfinyl)-1H-indol-6-yl)(morpholino)methanone (synthesis example 18)

White solid. Yield: 120 mg (58% of theory). Melting range: 230-233°C. HPLC (method 1): $R_t = 9.34$ min. Mass spectroscopy: m/z : $[M+H]^+ = 482.8$

1H NMR (300 MHz, DMSO- d_6 , δ ppm): 9.17 (s, 2H), 8.93 (s, 1H), 8.78 (s, 1H), 8.05-8.03 (m, 1H), 7.89-7.18 (m, 1H), 7.56-7.49 (m, 1H), 7.44-7.37 (m, 1H), 7.36-7.30 (m, 1H), 3.78-3.41 (m, 8H), 3.08 (s, 3H).

Compound No. 19: 3-Fluoro-4-(2-(3-(methylsulfinyl)-6-(morpholine-4-carbonyl)-1H-indol-1-yl)pyrimidin-5-yl)benzamide (synthesis example 19)

White solid. Yield: 72 mg (35% of theory). Melting range: 202-206°C. . HPLC (method 3): $R_t = 3.65$ min. Mass spectroscopy: m/z : $[M+H]^+ = 508.0$.

1H NMR (300 MHz, DMSO- d_6 , δ ppm): 9.23 (s, 2H), 8.94 (s, 1H), 8.79 (s, 1H), 8.19 (s, 1H), 8.05 (d, $J = 8.1$ Hz, 1H), 7.89-7.87 (m, 3H), 7.64 (s, 1H), 7.44 (dd, $J = 8.1, 1.5$ Hz, 1H), 3.64-3.52 (m, 8H), 3.06 (s, 3H).

Compound No. 20: 2-(2-(3-(Methylsulfinyl)-6-(morpholine-4-carbonyl)-1H-indol-1-yl)pyrimidin-5-yl)benzonitrile (synthesis example 20)

White solid. Yield: 185 mg (68% of theory). Melting range: 277-281°C. HPLC (method 3): $R_t = 4.36$ min. Mass spectroscopy: m/z : $[M+H]^+ = 471.9$

1H NMR (300 MHz, DMSO, δ ppm): 9.25 (s, 2H), 8.95(s, 1H), 8.82 (s, 1H), 8.14-8.02 (m, 2H), 7.96-7.82 (m, 2H), 7.72 (td, $J = 7.5, 1.7$ Hz, 1H), 7.44 (dd, $J = 8.1, 1.5$ Hz, 1H), 3.64-3.41 (m, 8H), 3.09 (s, 3H).

Synthesis example 21: (3-(Methylsulfonyl)-1-(5-phenylpyrimidin-2-yl)-1H-indol-6-yl)(piperazin-1-yl)methanone (Compound No. 21)

21a) tert-Butyl 4-(3-(methylsulfonyl)-1-(5-phenylpyrimidin-2-yl)-1H-indole-6-carbonyl)piperazine-1-carboxylate

Preparation according to the general procedure 3 from 12d) (300 mg, 0.567 mmol). Different from the instructions of the general procedure, the crude product was not purified by preparative TLC, instead it was triturated in methanol. White solid. Yield: 180 mg (56% of theory)

-128-

¹H NMR (400 MHz, DMSO-d₆, δ ppm): 9.35 (s, 2H), 8.95 (s, 1H), 8.91 (s, 1H), 8.01 (d, J = 8.2 Hz, 1H), 7.91 (d, J = 6.8 Hz, 2H), 7.63-7.47 (m, 4H), 3.7-3.3 (m, 11H), 1.41 (s, 9H).

21b) (3-(Methylsulfonyl)-1-(5-phenylpyrimidin-2-yl)-1H-indol-6-yl)(piperazin-1-yl)methanone

The target compound was obtained from 21a) (170 mg, 0.303 mmol) in an analogous manner to the procedure of 12e). White solid. Yield: 130 mg (93% of theory)

¹H NMR: (300 MHz, DMSO-d₆, δ ppm). 9.33 (s, 2H), 8.92 (d, J = 7.0 Hz, 2H), 8.01 (d, J = 8.1, Hz 1H), 7.91 (d, J = 7.2 Hz, 2H), 7.61-7.42 (m, 4H), 3.7-3.4 (m, 4H), 3.39 (s, 3H), 2.7-2.9 (m, 4H).

The compound nos. 22 to 26 were obtained in an analogous manner as described for compound no. 21.

Compound No. 22: 3-Fluoro-4-(2-(3-(methylsulfonyl)-6-(piperazine-1-carbonyl)-1H-indol-1-yl)pyrimidin-5-yl)benzamide (synthesis example 22)

Prepared from tert-butyl 4-(1-(5-(4-carbamoyl-2-fluorophenyl)pyrimidin-2-yl)-3-(methylthio)-1H-indole-6-carbonyl)piperazine-1-carboxylate. Pale brown solid. Yield: 130 mg

HPLC (method 3): R_t = 3.61 min. Mass spectroscopy: m/z: [M+H]⁺ = 523.1.

¹H NMR (400 MHz, DMSO-d₆, δ ppm): 9.27 (s, 2H), 8.91 (s, 2H), 8.20 (s, 1H), 8.00 (d, J = 8.2 Hz, 1H), 7.95-7.86 (m, 3H), 7.64 (s, 1H), 7.48 (d, J = 8.2 Hz, 1H), 3.7-3.56 (m, 4H), 3.39 (s, 3H), 3.34-3.21 (s, 2H), 2.92-2.61 (m, 3H).

Compound No. 23: (1-(5-(2,4-Difluorophenyl)pyrimidin-2-yl)-3-(methylsulfonyl)-1H-indol-6-yl)(piperazin-1-yl)methanone (synthesis example 23)

Obtained from tert-butyl 4-(1-(5-(2,4-difluorophenyl)pyrimidin-2-yl)-3-(methylthio)-1H-indole-6-carbonyl)piperazine-1-carboxylate. White solid. Yield: 120 mg. Melting range: 229-233°C. HPLC (method 1): R_t = 8.83 min. Mass spectroscopy: m/z: [M+H]⁺ = 498.1

¹H NMR (300 MHz, DMSO-d₆, δ ppm): 9.20 (s, 2H), 8.93 (d, J = 6.9 Hz, 2H), 8.01 (d, J = 8.2 Hz, 1H), 7.90-7.82 (m, 1H), 7.58-7.50 (m, 2H), 7.39-7.33 (m, 1H), 3.9-3.42 (m, 4H), 3.40 (s, 3H), 3.17-2.92 (m, 4H).

Compound No. 24: (1-(5-(2-Fluorophenyl)pyrimidin-2-yl)-3-(methylsulfonyl)-1H-indol-6-yl)(piperazin-1-yl)methanone (synthesis example 24)

Synthesized from tert-butyl 4-(1-(5-(2-fluorophenyl)pyrimidin-2-yl)-3-(methylthio)-1H-indole-6-carbonyl)piperazine-1-carboxylate. White solid. Yield: 110 mg. Melting range: 206-210°C. HPLC (method 1): R_t = 8.10 min. Mass spectroscopy: m/z: [M+H]⁺ = 480.1.

¹H NMR (300 MHz, DMSO-d₆, δ ppm): 9.23 (s, 2H), 8.96 (d, J = 12.6 Hz, 2H), 8.79 (s, 2H), 8.03 (d, J = 8.2 Hz, 1H), 7.82-7.76 (m, 1H), 7.59-7.413 (m, 4H), 3.74 (s, 4H), 3.40 (s, 3H), 3.16 (s, 4H).

Compound No. 25: 2-(2-(3-(Methylsulfonyl)-6-(piperazine-1-carbonyl)-1H-indol-1-yl)pyrimidin-5-yl)benzonitrile (synthesis example 25)

Preparation from tert-butyl 4-(1-(5-(2-cyanophenyl)pyrimidin-2-yl)-3-(methylthio)-1H-indole-6-carbonyl)piperazine-1-carboxylate. White solid. Yield: 100 mg. Melting range: 193-197°C. HPLC (method 3): R_t = 4.10 min. Mass spectroscopy: m/z: [M+H]⁺ = 487.1

¹H NMR (300 MHz, DMSO-d₆, δ ppm): 9.23 (s, 2H), 8.96 (d, J = 12.6 Hz, 2H), 8.1 (d, J = 7.5 Hz, 1H), 8.03 (d, J = 8.2 Hz, 1H), 7.96-7.86 (m, 2H), 7.78-7.70 (m, 1H), 7.5-7.46 (m, 1H), 3.74-3.50 (m, 4H), 3.39 (s, 3H), 2.81-2.6 (m, 4H).

Compound No. 26: 4-Fluoro-3-(2-(3-(methylsulfonyl)-6-(piperazine-1-carbonyl)-1H-indol-1-yl)pyrimidin-5-yl)benzonitrile (synthesis example 26)

Synthesized from tert-butyl 4-(1-(5-(5-cyano-2-fluorophenyl)pyrimidin-2-yl)-3-(methylsulfonyl)-1H-indole-6-carbonyl)piperazine-1-carboxylate. White solid. Yield: 110 mg. Melting range: 279-283°C. HPLC (method 3): R_t = 4.31 min. Mass spectroscopy: m/z: [M+H]⁺ = 505.1

¹H NMR (400 MHz, DMSO-d₆, δ ppm): 9.26 (s, 2H), 8.90 (d, J = 8.8 Hz, 2H), 8.37 (dd, J = 7.2, 2.2 Hz, 1H), 8.11-8.05 (m, 1H), 8.00 (d, J = 8.2 Hz, 1H), 7.73-7.68 (m, 1H), 7.47 (dd, J = 8.2, 1.4 Hz, 1H), 3.71-3.59 (m, 2H), 3.39-3.23 (m, 5H), 2.82-2.6 (m, 4H).

Synthesis example 27: (1-(5-(2-Fluorophenyl)pyrimidin-2-yl)-3-(hydroxymethyl)-1H-indol-6-yl)(morpholino)methanone (Compound No. 27)

27a) 6-(Morpholine-4-carbonyl)-1H-indole-3-carbaldehyde

A solution of (1H-indol-6-yl)(morpholino)methanone (200 mg, 0.869 mmol, 1.0 eq) in DMF (3.0 ml) was added dropwise at 0°C to phosphorus oxychloride (0.34 mL, 2.60 mmol, 3.0 eq) in DMF (5.0 mL) under stirring. The mixture was stirred at room temperature for 3 h, then neutralized with saturated sodium hydrogen carbonate solution, diluted with water (20 mL), and extracted with ethyl acetate (2 x 10 mL). The organic layers were combined, washed with brine (20 mL), dried over sodium sulfate and evaporated. The residue was purified by silica gel column chromatography [100-200 mesh; methanol/dichloromethane = 1:9]. White solid. Yield: 100 mg (45% of theory).

¹H NMR (300 MHz, DMSO-d₆, δ ppm): 12.23 (s, 1H), 9.95 (s, 1H), 8.39 (s, 1H), 8.12 (d, J = 8.7 Hz, 1H), 7.56 (s, 1H), 7.26 (d, J = 8.1 Hz, 1H), 3.75-3.41 (m, 8H).

27b) (3-(Hydroxymethyl)-1H-indol-6-yl)(morpholino)methanone

Sodium borohydride (220 mg, 5.81 mmol, 3.0 eq) was added to a stirred solution of product 27a) (500 mg, 1.94 mmol, 1.0 eq) in methanol (10 mL) at room temperature and stirring was continued for 2 h. The methanol was removed under vacuum, water (50 mL) was added, and the mixture was extracted with ethyl acetate (2 x 30 mL). The combined organic layers were washed with brine (50 mL), dried over sodium sulfate, and evaporated. White solid. Yield: 400 mg (80% of theory).

¹H NMR (300 MHz, DMSO-d₆, δ ppm): 11.07 (s, 1H), 7.63 (d, J = 8.1 Hz, 1H), 7.41 (s, 1H), 7.35 (d, J = 2.4 Hz, 1H), 7.04 (dd, J = 8.2, 1.4 Hz, 1H), 4.77 (t, J = 5.3 Hz, 1H), 4.64 (d, J = 5.4 Hz, 2H), 3.65-3.45 (m, 8H).

27c) (1-(5-Bromopyrimidin-2-yl)-3-(hydroxymethyl)-1H-indol-6-yl)(morpholino)methanone

Prepared from 27b) (700 mg, 2.69 mmol, 1.0 eq) and 5-bromo-2-chloropyrimidine (520 mg, 2.69 mmol, 1.0 eq) in an analogous manner to the procedure of 1c). The raw product was purified by column chromatography [100-200 mesh; ethyl acetate/petroleum ether = 7:3]. White solid. Yield: 400 mg (35% of theory).

¹H NMR (300 MHz, DMSO-d₆, δ ppm): 9.04 (s, 2H), 8.71 (s, 1H), 8.21 (s, 1H), 7.75 (d, J = 8.1 Hz, 1H), 7.30 (dd, J = 8.0, 1.5 Hz, 1H), 5.15 (t, J = 5.5 Hz, 1H), 4.72 (d, J = 5.7 Hz, 2H), 3.72-3.41 (m, 8H).

27d) (1-(5-(2-Fluorophenyl)pyrimidin-2-yl)-3-(hydroxymethyl)-1H-indol-6-yl)(morpholino)methanone

Prepared from 27c) (400 mg, 0.959 mmol, 1.0 eq) and (2-fluorophenyl)boronic acid (133 mg, 0.959 mmol, 1.0 eq) according to general procedure 1. White solid. Yield: 230 mg (55% of theory). Melting range: 190-194°C. HPLC (method 1): R_t = 9.69 min. Mass spectroscopy: m/z : $[M+H]^+$ = 433.0

¹H NMR (300 MHz, DMSO-d₆, δ ppm): 9.11 (d, J = 1.4 Hz, 2H), 8.86 (s, 1H), 8.33 (s, 1H), 7.83-7.69 (m, 2H), 7.55-7.50 (m, 1H), 7.47-7.36 (m, 2H), 7.31 (dd, J = 8.1, 1.5 Hz, 1H), 5.17 (t, J = 5.5 Hz, 1H), 4.75 (d, J = 5.1 Hz, 2H), 3.72-3.38 (m, 8H).

Synthesis example 28: (1-(5-(2-Fluorophenyl)pyrimidin-2-yl)-3-(1-hydroxyethyl)-1H-indol-6-yl)(morpholino)methanone (Compound No. 28)

28a) 1-(5-(2-Fluorophenyl)pyrimidin-2-yl)-6-(morpholine-4-carbonyl)-1H-indole-3-carbaldehyde

Dess Martin periodinane (235 mg, 0.556 mmol, 1.5 eq) was added to the product of 27d) (160 mg, 0.370 mmol, 1.0 eq) in dichloromethane (10 mL) at 0°C. The mixture was stirred for 2 h at room temperature, and then filtered through a pad of celite. The filter was rinsed with dichloromethane and the filtrate was dried over sodium sulfate, and evaporated. White solid. Yield: 140 mg. Mass spectroscopy: m/z : $[M+H]^+$ = 430.9

28b) (1-(5-(2-Fluorophenyl)pyrimidin-2-yl)-3-(1-hydroxyethyl)-1H-indol-6-yl)(morpholino)-methanone

Methyl magnesium iodide (3M solution in diethyl ether, 0.17 mL, 0.522 mmol, 1.5 eq) was added at -70°C to a stirred solution of 28a) (150 mg, 0.348 mmol, 1.0 eq) in dry THF (10 mL) and stirring was continued for 2 h at -50°C. The reaction mixture was quenched with ammonium chloride solution, diluted with water (20 mL), and extracted with ethyl acetate (2 x 20 mL). The organic layers were washed with brine, dried over sodium sulfate, and evaporated. The residue was purified by preparative TLC using 70% ethyl acetate in petrolether as eluent. White solid. Yield: 70 mg (45% of theory). Melting range: 209-213°C. HPLC (method 1): R_t = 10.09 min. Mass spectroscopy: m/z : $[M+H]^+$ = 447.0.

1H NMR (300 MHz, DMSO- d_6 , δ ppm): 9.11 (s, 2H), 8.86 (s, 1H), 8.27 (s, 1H), 7.84-7.74 (m, 2H), 7.56-7.51 (m, 1H), 7.47-7.38 (m, 2H), 7.30 (dd, J = 8.1, 1.5 Hz, 1H), 5.26 (d, J = 4.9 Hz, 1H), 5.12-5.02 (m, 1H), 3.65-3.41 (m, 8H), 1.55 (d, J = 6.4 Hz, 3H).

Synthesis example 29: (3-(Ethylsulfinyl)-1-(5-(2-fluorophenyl)pyrimidin-2-yl)-1H-indol-6-yl)(morpholino)methanone (Compound No. 29)

29a) (3-(Ethylthio)-1H-indol-6-yl)(morpholino)methanone

Synthesized from (1H-indol-6-yl)(morpholino)methanone (1.5 g, 6.52 mmol, 1.0 eq) in an analogous manner as described for 1b). Yield: 1.3 g. Mass spectroscopy: m/z : $[M+H]^+$ = 291.4.

29b) (1-(5-Bromopyrimidin-2-yl)-3-(ethylthio)-1H-indol-6-yl)(morpholino)methanone

The product 29a) (1.5 g, 5.17 mmol, 1.0 eq) and 5-bromo-2-chloropyrimidine (1.0 g, 5.17 mmol, 1.0 eq) were reacted as described in procedure 1c). Yield: 700 mg. Mass spectroscopy: m/z : $[M+H]^+$ = 446.6 / 448.7

29c) (3-(Ethylthio)-1-(5-(2-fluorophenyl)pyrimidin-2-yl)-1H-indol-6-yl)(morpholino)methanone

Obtained from 29b) (700 mg, 1.56 mmol, 1.0 eq) and (2-fluorophenyl)boronic acid (206 mg, 1.72 mmol, 1.1 eq) according to general procedure 1. Yield: 400 mg. Mass spectroscopy: m/z : $[M+H]^+$ = 463.4

29d) (3-(Ethylsulfinyl)-1-(5-(2-fluorophenyl)pyrimidin-2-yl)-1H-indol-6-yl)(morpholino)methanone

The target compound was prepared from 29c) (400 mg, 0.87 mmol, 1.0 eq) according to general procedure 2. White solid. Yield: 110 mg (7% over the last four steps). Melting range: 122-126°C. HPLC (method 3): R_t = 4.972 min. Mass spectroscopy: m/z : $[M+H]^+$ = 479.5

¹H NMR (400 MHz, DMSO-d₆, δ ppm): 9.19 (s, 2H), 8.94 (s, 1H), 8.75 (s, 1H), 8.01 (d, J = 8.4 Hz, 1H), 7.80-7.76 (m, 1H), 7.57-7.53 (m, 1H), 7.47-7.39 (m, 3H), 3.65-3.38 (m, 8H), 3.31-3.18 (m, 2H), 1.16 (t, J = 7.4 Hz, 3H).

Synthesis example 30: (1-(5-(2,3-Difluorophenyl)pyrimidin-2-yl)-3-(methylsulfinyl)-1H-indol-6-yl)(morpholino)methanone (Compound No. 30)

30a) (1-(5-Bromopyrimidin-2-yl)-3-(methylsulfinyl)-1H-indol-6-yl)(morpholino)methanone

A solution of m-chloroperoxybenzoic acid (77%, 2.10 g, 9.42 mmol) in dichloromethane (20 mL) was added at 0°C to (1-(5-bromopyrimidin-2-yl)-3-(methylthio)-1H-indol-6-yl)(morpholino)methanone (0.18 g, 0.25 mmol) in dry dichloromethane (300 mL). The mixture was stirred at room temperature for 4 h and then poured onto saturated sodium sulfite solution (20 mL). The organic layer was separated after stirring for 15 min and washed with saturated sodium hydrogen carbonate solution and brine. The organic phase was then dried over sodium sulphate and concentrated. The residue was purified by flash column chromatography [methanol/dichloromethane = 1:40]. White solid. Yield: 3.2 g.

30b) (1-(5-(2,3-Difluorophenyl)pyrimidin-2-yl)-3-(methylsulfinyl)-1H-indol-6-yl)(morpholino)methanone

Potassium fluoride (0.048 g, 0.83 mmol), 2,3-difluoro phenyl boronic acid (0.10 g, 0.67 mmol), and bis(tri-tert-butylphosphine)palladium(0) (0.026 g, 0.05 mmol) were added at room temperature under an argon atmosphere to a solution of [1-(5-bromo-pyrimidin-2-yl)-3-methanesulfinyl-1H-indol-6-yl]-morpholin-4-yl-methanone (0.15 g, 0.33 mmol) in dry THF (12 mL). The reaction mixture was heated at 70°C for 16 h, then filtered through a plug of celite and concentrated. The residue was purified by flash column chromatography [methanol/dichloromethane = 1:40]. White solid. Yield: 100 mg (63% of theory).

¹H NMR (400 MHz, DMSO-d₆, 100°C, δ ppm): 9.17 (s, 2H), 8.94 (s, 1H), 8.75 (s, 1H), 8.04 (d, 1H, J = 8.0 Hz), 7.59-7.49 (m, 2H), 7.43-7.39 (m, 2H), 3.67-3.58 (m, 8H), 3.07 (s, 3H).

The compound nos. 31 to 46 were synthesized in an analogous manner:

Compound No. 31: 4-(2-(3-(Methylsulfinyl)-6-(morpholine-4-carbonyl)-1H-indol-1-yl)pyrimidin-5-yl)benzonitrile (synthesis example 31)

The raw product was purified by flash column chromatography [methanol/dichloromethane = 1:50] followed by trituration with dichloromethane/hexane (1:2). White solid. Yield: 0.35 g (83% of theory)

¹H NMR (400 MHz, DMSO-d₆, 80°C, δ ppm): 9.35 (s, 2H), 8.94 (s, 1H), 8.75 (s, 1H), 8.09 (d, 2H, J = 8.0 Hz), 8.04-7.99 (m, 3H), 7.43 (d, 1H, J = 8.0 Hz), 3.66-3.58 (m, 8H), 3.07 (s, 3H).

Compound No. 32: (1-(5-(4-Fluorophenyl)pyrimidin-2-yl)-3-(methylsulfinyl)-1H-indol-6-yl)(morpholino)methanone (synthesis example 32)

Notwithstanding from procedure 30b), the target product was purified by HPLC and not by flash chromatography. White solid. Yield: 0.07 g (34% of theory)

¹H NMR (400 MHz, DMSO-d₆, 80°C, δ ppm): 9.25 (s, 2H), 8.94 (s, 1H), 8.74 (s, 1H), 8.03 (d, 1H, J = 8.0 Hz), 7.92 (t, 2H, J = 8.4 Hz), 7.43-7.36 (m, 3H), 3.66-3.58 (m, 8H), 3.07 (s, 3H).

Compound No. 33: (1-(5-(4-Methoxyphenyl)pyrimidin-2-yl)-3-(methylsulfinyl)-1H-indol-6-yl)(morpholino)methanone (synthesis example 33)

Purification by preparative HPLC. Light yellow solid. Yield: 0.09 g (42% of theory)

¹H NMR (400 MHz, DMSO-d₆, 80°C, δ ppm): 9.21 (s, 2H), 8.93 (s, 1H), 8.73 (s, 1H), 8.03 (d, 1H, J = 8.0 Hz), 7.82-7.8 (m, 2H, J = 8.0 Hz), 7.42 (d, 1H, J = 8 Hz), 7.13 (d, 2H, J = 8 Hz), 3.86 (s, 3H), 3.66-3.58 (m, 8H), 3.07 (s, 3H).

Compound No. 34: (1-(5-(3-Fluorophenyl)pyrimidin-2-yl)-3-(methylsulfinyl)-1H-indol-6-yl)(morpholino)methanone (synthesis example 34)

The raw product was purified by preparative HPLC. White solid. Yield: 75 mg (49% of theory)

¹H NMR (400 MHz, DMSO-d₆, 80°C, δ ppm): 9.28 (s, 2H), 8.94 (s, 1H), 8.74 (s, 1H), 8.03 (d, 1H, J = 8 Hz), 7.74-7.7 (m, 2H), 7.62-7.58 (m, 1H), 7.42 (d, 1H, J = 8 Hz), 7.29 (t, 1H, J = 8 Hz), 3.67 (bs, 4H), 3.59 (bs, 4H), 3.07 (3 H).

Compound No. 35: 3-(2-(3-(Methylsulfinyl)-6-(morpholine-4-carbonyl)-1H-indol-1-yl)pyrimidin-5-yl)benzamide (synthesis example 35)

Purification by HPLC. White solid. Yield: 0.10 g (62% of theory)

¹H NMR (400 MHz, DMSO-d₆, δ ppm): 9.37 (s, 2H), 8.96 (s, 1H), 8.79 (s, 1H), 8.35 (s, 1H), 8.13 (s, 1H), 8.05 (d, 2H, J = 8 Hz), 7.97 (d, 1H, J = 8 Hz), 7.67 (t, 1H, J = 8.0 Hz), 7.55 (s, 1H), 7.43 (d, 1H, J = 8 Hz), 3.67 (bs, 4H), 3.64 (bs, 8H), 3.08 (s, 3H).

Compound No. 36: (3-(Methylsulfinyl)-1-(5-(3-(methylsulfonyl)phenyl)pyrimidin-2-yl)-1H-indol-6-yl)(morpholino)methanone (synthesis example 36)

Purification of the raw product by preparative HPLC. White solid. Yield: 0.08 g (46% of theory)

¹H NMR (400 MHz, DMSO-d₆, 100°C, δ ppm): 9.34 (s, 2H), 8.95 (s, 1H), 8.75 (s, 1H), 8.37 (s, 1H), 8.2 (d, 1H, J = 8 Hz), 8.03 (d, 2H, J = 4 Hz), 7.84 (t, 1H, J = 8 Hz), 7.42 (d, 1H, J = 4 Hz), 3.67 (bs, 4H), 3.59 (bs, 4H), 3.29 (s, 3H), 3.08 (s, 3H).

Compound No. 37: (3-(Methylsulfinyl)-1-(5-(m-tolyl)pyrimidin-2-yl)-1H-indol-6-yl)(morpholino)methanone (synthesis example 37)

Purification by preparative HPLC. White solid. Yield: 0.05 g (40% of theory)

¹H NMR (400 MHz, DMSO-d₆, 100°C, δ ppm): 9.23 (bs, 2H), 8.93 (bs, 1H), 8.74 (bs, 1H), 8.03 (bs, 1H), 7.67-7.63 (m, 2H), 7.45-7.41 (m, 2H), 7.32 (bs, 1H), 3.67 (bs, 4H), 3.59 (bs, 4H), 3.07 (s, 3H), 2.44 (s, 3H).

Compound No. 38: (1-(5-(2-Fluoro-5-methoxyphenyl)pyrimidin-2-yl)-3-(methylsulfinyl)-1H-indol-6-yl)(morpholino)methanone (synthesis example 38)

The raw product was purified by flash chromatography followed by preparative HPLC. White solid. Yield: 0.04 g (37% of theory)

¹H NMR (400 MHz, DMSO-d₆, 100°C, δ ppm): 9.15 (s, 2H), 8.93 (s, 1H), 8.74 (s, 1H), 8.03 (d, 1H, J = 8 Hz), 7.42 (d, 1H, J = Hz), 7.34-7.29 (m, 2H), 7.09 (bs, 1H), 3.87 (s, 3H), 3.66 (bs, 4H), 3.58 (bs, 4H), 3.07 (s, 3H).

Compound No. 39: (1-(5-(2-Fluoro-4-methoxyphenyl)pyrimidin-2-yl)-3-(methylsulfinyl)-1H-indol-6-yl)(morpholino)methanone (synthesis example 39)

White solid. Yield: 0.09 g (41% of theory)

¹H NMR (400 MHz, DMSO-d₆, 80°C, δ ppm): 9.1 (s, 2H), 8.92 (s, 1H), 8.74 (s, 1H), 8.03 (d, 1H, J = 8 Hz), 7.69 (t, 1H, J = 8 Hz), 7.41 (d, 1H, J = 8 Hz), 7.04-6.98 (m, 2H), 3.88 (s, 3H), 3.66-3.57 (m, 8H), 3.07 (s, 3H).

Compound No. 40: 3-(2-(3-(Methylsulfinyl)-6-(morpholine-4-carbonyl)-1H-indol-1-yl)pyrimidin-5-yl)benzonitrile (synthesis example 40)

White solid. Yield: 0.35 g (83% of theory)

¹H NMR (400 MHz, DMSO-d₆, 80°C, δ ppm): 9.34 (s, 2H), 8.94 (s, 1H), 8.75 (s, 1H), 8.36 (s, 1H), 8.2 (d, 1H, J = 8 Hz), 8.03 (d, 1H, J = 8 Hz), 7.92 (d, 1H, J = 8 Hz), 7.79-7.75 (m, 1H), 7.2 (d, 1H, J = 8 Hz), 3.67 (bs, 4H), 3.59 (bs, 4H), 3.07 (s, 3H).

Compound No. 41: (1-(5-(2-Fluoro-5-hydroxyphenyl)pyrimidin-2-yl)-3-(methylsulfinyl)-1H-indol-6-yl)(morpholino)methanone (synthesis example 41)

White solid. Yield: 0.14 g (67% of theory)

¹H NMR (400 MHz, DMSO-d₆, 80°C, δ ppm): 9.44 (s, 1H), 9.1 (s, 2H), 8.92 (s, 1H), 8.75 (s, 1H), 8.03 (d, 1H, J = 8 Hz), 7.41 (d, 1H, J = 8 Hz), 7.2 (t, 1H, J = 10 Hz), 7.05 (bs, 1H), 6.91 (bs, 1H), 3.66 (bs, 4H), 3.58 (bs, 4H), 3.07 (s, 3H).

Compound No. 42: 4-(2-(3-(Methylsulfinyl)-6-(morpholine-4-carbonyl)-1H-indol-1-yl)pyrimidin-5-yl)benzamide (synthesis example 42)

Purification of the raw product by preparative HPLC. White solid. Yield: 0.11 g (68% of theory)

¹H NMR (400 MHz, DMSO-d₆, δ ppm): 9.37 (s, 2H), 8.95 (s, 1H), 8.78 (s, 1H), 8.01-7.98 (m, 6H), 7.48 (s, 1H), 7.43 (d, 1H, J = 8.28 Hz), 3.64 (bs, 8H), 3.08 (s, 3H).

Compound No. 43: 4-Fluoro-3-(2-(3-(methylsulfinyl)-6-(morpholine-4-carbonyl)-1H-indol-1-yl)pyrimidin-5-yl)benzamide (synthesis example 43)

Purified by preparative HPLC. White solid. Yield: 0.11 g (66% of theory)

¹H NMR (400 MHz, DMSO-d₆, δ ppm): 9.25 (s, 2H), 8.94 (s, 1H), 8.79 (s, 1H), 8.28 (d, 1H, J = 5.96 Hz), 8.11 (s, 1H), 8.05-8.03 (m, 2H), 7.54 (m, 2H), 7.43 (d, 1H, J = 8.2 Hz), 3.63 (bs, 8H), 3.08 (s, 3H).

Compound No. 44: (1-(5-(2,6-Difluorophenyl)pyrimidin-2-yl)-3-(methylsulfinyl)-1H-indol-6-yl)(morpholino)methanone (synthesis example 44)

Purified by flash column chromatography and preparative TLC [ethyl acetate/hexane = 4:5]. White solid. Yield: 0.10 g (47% of theory)

¹H NMR (400 MHz, DMSO-d₆, δ ppm): 9.14 (s, 2H), 8.93 (s, 1H), 8.79 (s, 1H), 8.04 (d, 1H, J = 8.0 Hz), 7.64-7.6 (m, 1H), 7.43 (d, 1H, J = 8 Hz), 7.36 (t, 2H, J = 8.0 Hz), 3.66 (bs, 8H), 3.08 (s, 3H).

Compound No. 45: (1-(5-(3-Methoxyphenyl)pyrimidin-2-yl)-3-(methylsulfinyl)-1H-indol-6-yl)(morpholino)methanone (synthesis example 45)

The raw product was purified first by flash column chromatography and then by preparative HPLC. White solid. Yield: 0.08 mg (49% of theory)

¹H NMR (400 MHz, DMSO-d₆, 80°C, δ ppm): 9.25 (s, 2H), 8.94 (s, 1H), 8.74 (s, 1H), 8.02 (d, 1H, J = 8.0 Hz), 7.46 (t, 1H, J = 8 Hz), 7.42-7.41 (m, 3H), 7.06 (d, 1H, J = 8 Hz), 3.9 (s, 3H), 3.67-3.59 (m, 8 H), 3.07 (s, 3H).

Compound No. 46: (3-(Methylsulfinyl)-1-(5-(p-tolyl)pyrimidin-2-yl)-1H-indol-6-yl)(morpholino)methanone (synthesis example 46)

For purification, the raw product was first subjected to flash chromatography and then to preparative HPLC. White solid. Yield: 0.06 g (29% of theory)

¹H NMR (400 MHz, DMSO-d₆, 80°C, δ ppm): 9.23 (s, 2H), 8.93 (s, 1H), 8.74 (s, 1H), 8.02 (d, 1H, J = 8.0 Hz), 7.76 (d, 2H, J = 8 Hz), 7.42-7.37 (m, 3H), 3.66-3.58 (m, 8 H), 3.07 (s, 3H), 2.33 (s, 3H).

Compound No. 47: (3-(Methylsulfinyl)-1-(5-(pyridin-4-yl)pyrimidin-2-yl)-1H-indol-6-yl)(morpholino)methanone (synthesis example 47)

Tetrakis(triphenylphosphine)palladium(0) (11 mg, 0.0092 mmol) and 2 M sodium carbonate solution (0.51 mL) were added under an argon atmosphere and at room temperature to a solution of 30a (0.18 g, 0.40 mmol) in DME (6 mL). 4-Pyridylboronic acid (0.06 g, 0.52 mmol) in ethanol (6 mL) were added and the resulting mixture was stirred for 5 h at 90°C, then cooled to room temperature and filtered. The filtrate was concentrated and the residue purified by flash column chromatography [methanol/dichloromethane = 1:50] followed by trituration with acetone/hexane (1:3). White solid. Yield: 0.10 g (56% of theory)

¹H NMR (400 MHz, DMSO-d₆, 100°C, δ ppm): 9.37 (s, 2H), 8.94 (s, 1H), 8.75-8.74 (m, 3H), 8.03 (d, 1H, J = 8.0 Hz), 7.88 (d, 2H, J = 8.12 Hz), 7.43 (d, 1H, J = 8 Hz), 3.67 (t, 4H, J = 4 Hz), 3.59 (t, 4H, J = 4 Hz), 3.08 (s, 3H).

Compound No. 48: (1-(5-(2-Fluoropyridin-3-yl)pyrimidin-2-yl)-3-(methylsulfinyl)-1H-indol-6-yl)(morpholino)methanone (synthesis example 48)

[1-(5-Bromo-pyrimidin-2-yl)-3-methanesulfinyl-1H-indol-6-yl]-morpholin-4-yl-methanone (0.20 g, 0.44 mmol) and 2-fluoro-3-pyridylboronic acid (0.078 g, 0.56 mmol) were reacted in an analogous manner as described for example 47. The residue that was obtained from the filtrate after removal of the solvents was purified by flash column chromatography. White solid. Yield: 0.12 g (58% of theory)

¹H NMR (400 MHz, DMSO-d₆, 80°C, δ ppm): 9.21 (s, 2H), 8.93 (s, 1H), 8.75 (s, 1H), 8.36-8.32 (m, 2H), 8.03 (d, 1H, J = 8 Hz), 7.56 (dd, 1H, J = 4 and 8 Hz), 7.43 (d, 1H, J = 8 Hz), 3.67 (t, 4H, J = 4 Hz), 3.58 (t, 4H, J = 4 Hz), 3.07 (s, 3H).

Synthesis example 49: (3-(Methylsulfinyl)-1-(5-(pyridin-3-yl)pyrimidin-2-yl)-1H-indol-6-yl)(morpholino)methanone (Compound No. 49)

49a) (3-(Methylthio)-1-(5-(pyridin-3-yl)pyrimidin-2-yl)-1H-indol-6-yl)(morpholino)methanone

The target compound was synthesized from 1-(5-bromopyrimidin-2-yl)-3-(methylthio)-1H-indol-6-yl(morpholino)methanone (0.22 g, 0.51 mmol) and 3-pyridylboronic acid (0.078 mg, 0.63 mmol) following the procedure for example 47. White solid. Yield: 0.17 g (77% of theory)

49b) (3-(Methylsulfinyl)-1-(5-(pyridin-3-yl)pyrimidin-2-yl)-1H-indol-6-yl)(morpholino)methanone

-137-

m-Chloroperoxybenzoic acid (48 mg, 0.21 mmol) was added at 0°C to a solution of 49a) (0.18 g, 0.25 mmol) in dichloromethane (20 mL) and the resulting mixture was stirred at room temperature for 4 h. The reaction was quenched with saturated sodium sulfite solution (20 mL) and stirred for further 5 min. The organic layer was separated, washed with saturated sodium hydrogen carbonate solution (2 x 20 mL) and brine (1 x 20 mL), dried over sodium sulphate and concentrated. The residue was purified by flash column chromatography [methanol/dichloromethane = 1:25]. White solid. Yield: 0.06 g (53% of theory)

¹H NMR (400 MHz, DMSO-d₆, 80°C, δ ppm): 9.31 (s, 2H), 9.07 (s, 1H), 8.94 (s, 1H), 8.75 (s, 1H), 8.68 (d, 1H, J = 4 Hz), 8.26 (d, 1H, J = 8 Hz), 8.03 (d, 1H, J = 8 Hz), 7.57 (t, 1H, J = 4 Hz), 7.41 (d, 1H, J = 8 Hz), 3.67-3.59 (m, 8H), 3.07 (s, 3H).

Synthesis example 50: (3-(Methylsulfinyl)-1-(5-(pyridin-2-yl)pyrimidin-2-yl)-1H-indol-6-yl)(morpholino)methanone (Compound No. 50)

[1,1'-bis(diphenylphosphino)ferrocene]dichloropalladium(II) dichloromethane complex (0.014 g, 0.016 mmol) was added under an argon atmosphere at room temperature to a solution of [(1-(5-bromopyrimidin-2-yl)-3-(methylsulfinyl)-1H-indol-6-yl)(morpholino)methanone (0.15 g, 0.33 mmol), bis(pinacolato)diboron (0.093 g, 0.37 mmol) and potassium acetate (0.099 g, 0.99 mmol) in dioxane (6 mL). The reaction mixture was heated at 115°C for 40 min and then cooled to ambient temperature. For the Suzuki coupling, which was also carried out under an inert atmosphere, 2-bromopyridine (0.078 g, 0.49 mmol), tetrakis(triphenylphosphine)palladium(0) (0.019 g, 0.016 mmol) and 2M potassium carbonate solution (0.5 mL) were added. The mixture was stirred at 100°C for 2.5 h and then filtered through a plug of celite. The filtrate was concentrated and the resulting residue purified by flash column chromatography [methanol/dichloromethane = 1:50] and a subsequent trituration with dichloromethane/hexane (1:2). White solid. Yield: 45 mg (30% of theory)

¹H NMR (400 MHz, DMSO-d₆, 100°C, δ ppm): 9.55 (s, 2H), 8.95 (s, 1H), 8.76 (s, 2H), 8.14 (d, 1H, J = 8.0 Hz), 8.04-7.96 (m, 2H), 7.48-7.42 (m, 2H), 3.66 (bs, 4H), 3.59 (bs, 4H), 3.07 (s, 3H).

Synthesis example 51: (1-(5-(2-Fluorophenyl)pyrimidin-2-yl)-3-(methylsulfinyl)-1H-indol-6-yl)(pyrrolidin-1-yl)methanone (Compound No. 51)

51a) Methyl 3-(methylthio)-1H-indole-6-carboxylate

Dimethyl sulfide (0.54 mL, 7.42 mmol) was added dropwise at 0°C to a suspension of N-chlorosuccinamide (0.99 g, 7.42 mmol) in dichloromethane (10 mL). The reaction mixture was cooled to -20°C and a solution of 1H-indole-6-carboxylic acid methyl ester (1.0 g, 5.71 mmol) in dichloromethane (10 mL) was added. The reaction mixture was warmed to room temperature and stirred for 1 h. The solvent was evaporated and the residue and xylene (50 mL) were refluxed at 140-150°C for 1 h. The xylene was removed under vacuum and the remnant purified by column

chromatography [100-200 mesh silica; dichloromethane / hexane = 1:1]. Light brown solid. Yield: 0.9 g (71% of theory). HPLC-MS (method 5): $R_t = 3.26$ min; m/z $[M+H]^+ = 222$

51b) Methyl 1-(5-bromopyrimidin-2-yl)-3-(methylthio)-1H-indole-6-carboxylate

Potassium tert-butyrate (4.41 g, 39.36 mmol) and 5-bromo-2-chloro-pyrimidine (5.0 g, 26.2 mmol) were added to a solution of methyl 3-(methylthio)-1H-indole-6-carboxylate (5.8 g, 26.2 mmol) in DMF (60 mL). The resulting mixture was heated at 120°C for 16 h, then cooled and poured onto ice-cold water (100 mL). The mixture was extracted with MTBE (3 x 50 mL) and the combined organic layers were dried over sodium sulfate and evaporated. The crude material was purified by column chromatography [100-200 mesh silica; ethyl acetate/hexane = 1:9]. White solid. Yield: 6.0 g (61% of theory). HPLC-MS (method 5): $R_t = 4.15$ min; m/z $[M+H]^+ = 379$

51c) Methyl 1-(5-(2-fluorophenyl)pyrimidin-2-yl)-3-(methylthio)-1H-indole-6-carboxylate

Tetrakis(triphenylphosphine)palladium(0) (0.15 g, 0.13 mmol), 2-fluorophenylboronic acid (0.93 g, 6.64 mmol) and ethanol (40 mL) were added under an argon atmosphere to a mixture of 51b) (2.0 g, 5.3 mmol) in DME (40 mL) and 2M sodium carbonate solution (5.3 mL). The resulting mixture was heated at 90°C for 3 h and then filtered through a pad of celite that was subsequently rinsed with dichloromethane (2 x 50 mL). The filtrate was concentrated and the remnant purified by column chromatography [100-200 mesh silica; dichloromethane / hexane = 1:1]. White solid. Yield: 2.0 g (96% of theory). HPLC-MS (method 5): $R_t = 4.41$ min; m/z $[M+H]^+ = 394$

51d) Methyl 1-(5-(2-fluorophenyl)pyrimidin-2-yl)-3-(methylsulfinyl)-1H-indole-6-carboxylate

m-Chloroperoxybenzoic acid (77 %, 0.98 g, 4.38 mmol) in dichloromethane (5 mL) was added dropwise to an ice-cooled solution of 51c) (2.3 g, 5.85 mmol) in dichloromethane (25 mL). The resulting mixture was stirred at room temperature for 2 h, then diluted with dichloromethane (50 mL), and successively washed with saturated sodium hydrogen carbonate solution (2 x 50 mL) and brine (1 x 50 mL). The organic phase was dried over sodium sulfate and evaporated to obtain the crude product that was purified by column chromatography [100-200 mesh silica; 2% methanol in dichloromethane]. White solid. Yield: 2.2 g (92% of theory). HPLC-MS (method 5): $R_t = 3.38$ min; m/z $[M+H]^+ = 410$

51e) 1-(5-(2-Fluorophenyl)pyrimidin-2-yl)-3-(methylsulfinyl)-1H-indole-6-carboxylic acid

Lithium hydroxide monohydrate (0.34 g, 8.05 mmol) in water (2 mL) was added to an ice-cooled suspension of methyl ester 51d) (2.2 g, 5.37 mmol) in THF/water (1:1; 40 mL) and the resulting mixture was stirred at room temperature for 16 h. The solvent was removed under vacuum and the remnant was dissolved in water (20 mL) and washed with ethyl acetate (2 x 20 mL). The aqueous phase was acidified with sodium hydrogen sulfate and extracted with dichloromethane (2 x 50 mL).

The organic layers were dried over sodium sulfate and evaporated. White solid. Yield: 1.8 g (85% of theory). HPLC-MS (method 5): $R_t = 2.6$ min; m/z $[M+H]^+ = 396$

51f) 1-(5-(2-Fluorophenyl)pyrimidin-2-yl)-3-(methylsulfinyl)-1H-indol-6-yl)(pyrrolidin-1-yl)methanone

EDC·HCl (115 mg, 0.60 mmol), hydroxybenzotriazol (82 mg, 0.60 mmol), diisopropylethylamine (0.35 ml, 2.02 mmol) and pyrrolidine (0.05 mL, 0.60 mmol) were added to an ice-cooled suspension of 51e) (200 mg, 0.50 mmol) in dichloromethane (10 mL). The reaction mixture was stirred at room temperature for 16 h and then diluted with dichloromethane (40 mL). The organic phase was successively washed with saturated ammonium chloride solution (2 x 50 mL), saturated sodium hydrogen carbonate solution (2 x 30 mL), water (30 mL), and brine (30 mL), dried over anhydrous sodium sulfate and evaporated. The residue was purified by column chromatography [100-200 mesh silica; 2% methanol in dichloromethane]. White solid. Yield: 65 mg (28% of theory). HPLC-MS (method 5): $R_t = 3.13$ min; m/z $[M+H]^+ = 449.1$

1H NMR (400 MHz, DMSO- d_6 , δ ppm): 9.19 (s, 2H), 9.03 (s, 1H), 8.78 (s, 1H), 8.02 (d, 1H, $J = 8.2$ Hz), 7.8-7.76 (m, 1H), 7.57-7.52 (m, 2H), 7.46-7.4 (m, 2H), 3.55-3.45 (m, 4H), 3.08 (s, 3H), 1.92-1.81 (m, 4H).

Synthesis example 52: 1-(5-(2-Fluorophenyl)pyrimidin-2-yl)-N,N-dimethyl-3-(methylsulfinyl)-1H-indole-6-carboxamide (Compound No. 52)

HATU (158 mg, 0.41 mmol), diisopropylethylamine (0.32 ml, 0.41 mmol) and dimethylamine (2M in THF) (0.95 mL, 1.89 mmol) were added to an ice-cooled suspension of 51e) (150 mg, 0.38 mmol) in dichloromethane (10 mL) and the resulting mixture was stirred at room temperature for 4 h. The reaction mixture was diluted with dichloromethane (40 mL) and washed with saturated ammonium chloride solution (2 x 30 mL), saturated sodium hydrogen carbonate solution (2 x 30 mL), water (30 mL), and brine (30 mL). The organic phase was dried over sodium sulfate and evaporated. The remnant was purified by column chromatography [100-200 mesh silica; 2% methanol in dichloromethane]. White solid. Yield: 62 mg (38% of theory). LC-MS (method 5): $R_t = 2.99$ min; m/z $[M+H]^+ = 423.2$

1H NMR (400 MHz, DMSO- d_6 , 100°C, δ ppm): 9.14 (s, 2H), 8.9 (s, 1H), 8.74 (s, 1H), 8.01 (d, 1H, $J = 8.0$ Hz), 7.76 (t, 1H, $J = 8.0$ Hz), 7.57-7.54 (m, 1H), 7.42-7.37 (m, 3H), 3.07 (s, 3H), 3.04 (s, 6H).

The compounds nos. 53 to 67 were synthesized in an analogous manner according to the synthesis examples 53 to 67.

Compound No. 53: 1-(5-(2-Fluorophenyl)pyrimidin-2-yl)-3-(methylsulfinyl)-N-(tetrahydrofuran-3-yl)-1H-indole-6-carboxamide (synthesis example 53)

-140-

White solid. Yield: 110 mg (47% of theory for the last step). LC-MS (method 5): $R_t = 2.93$ min; m/z $[M+H]^+ = 465.4$

1H NMR (400 MHz, DMSO- d_6 , δ ppm): 9.32 (s, 1H), 9.2 (s, 2H), 8.8 (s, 1H), 8.68 (d, 1H, $J = 6$ Hz), 8.04-8.03 (d, 1H, $J = 8.2$ Hz), 7.88 (d, 1H, $J = 8.1$ Hz), 7.8 (t, 1H, $J = 7.2$ Hz), 7.57-7.54 (m, 1H), 7.47-7.4 (m, 2H), 4.5 (bs, 1H), 3.92-3.85 (m, 2H), 3.76-3.71 (m, 1H), 3.65-3.62 (m, 1H), 3.08 (s, 3H), 2.23-2.14 (m, 1H), 2.01-1.96 (m, 1H).

Compound No. 54: 1-(5-(2-Fluorophenyl)pyrimidin-2-yl)-N-methyl-3-(methylsulfinyl)-N-(tetrahydrofuran-3-yl)-1H-indole-6-carboxamide (synthesis example 54)

White solid. Yield: 55 mg (23% of theory for the last step). HPLC-MS (method 5): $R_t = 3.0$ min; m/z $[M+H]^+ = 479$

1H NMR (400 MHz, DMSO- d_6 , 100°C, δ ppm): 9.14 (s, 2H), 8.89 (s, 1H), 8.74 (s, 1H), 8.02 (d, 1H, $J = 12.0$ Hz), 7.76 (t, 1H, $J = 8.0$ Hz), 7.57-7.54 (m, 1H), 7.42-7.38 (m, 3H), 4.81 (bs, 1H), 3.97-3.94 (m, 1H), 3.84-3.82 (m, 1H), 3.75-3.71 (m, 1H), 3.63-3.57 (m, 1H), 3.08 (s, 3H), 2.21-2.19 (m, 1H), 2.95 (s, 3H, obscured under H_2O peak), 2.08-2.04 (m, 1H).

Compound No. 55: (1,4-Diazepan-1-yl)(1-(5-(2-fluorophenyl)pyrimidin-2-yl)-3-(methylsulfinyl)-1H-indol-6-yl)methanone (synthesis example 55)

White solid. Yield: 70 mg (29% of theory for the last step). HPLC-MS (method 4): $R_t = 2.5$ min; m/z $[M+H]^+ = 478.2$

1H NMR (400 MHz, DMSO- d_6 , 100°C, δ ppm): 9.14 (s, 2H), 8.89 (s, 1H), 8.73 (bs, 1H), 8.0 (bs, 1H), 7.76 (bs, 1H), 7.54 (s, 1H), 7.4 (bs, 3H), 3.59 (bs, 4H), 3.07 (s, 3H), 2.89 (bs, 4H), 1.76 (bs, 2H).

Compound No. 56: 4-(1-(5-(2-Fluorophenyl)pyrimidin-2-yl)-3-(methylsulfinyl)-1H-indole-6-carbonyl)piperazin-2-one (synthesis example 56)

White solid. Yield: 131 mg (72% of theory for the last step). HPLC-MS (method 4): $R_t = 2.6$ min; m/z $[M+H]^+ = 478$

1H NMR (400 MHz, DMSO- d_6 , 100°C, δ ppm): 9.14 (s, 2H), 8.96 (s, 1H), 8.76 (s, 1H), 8.05 (d, 1H, $J = 8.0$ Hz), 7.76-7.74 (m, 2H), 7.55 (bs, 1H), 7.46-7.4 (m, 3H), 4.11 (s, 2H), 3.72 (bs, 2H), 3.32 (bs, 2H), 3.12 (s, 3H).

Compound No. 57: 1-(5-(2-Fluorophenyl)pyrimidin-2-yl)-3-(methylsulfinyl)-N-(5-oxopyrrolidin-3-yl)-1H-indole-6-carboxamide (synthesis example 57)

White solid. Yield: 280 mg (77% of theory for the last step). HPLC-MS (method 4): $R_t = 2.58$ min; m/z $[M+H]^+ = 478.2$

-141-

¹H NMR (400 MHz, DMSO-d₆, δ ppm): 9.34 (s, 1H), 9.2 (s, 2H), 8.89 (d, 1H, J = 6.2 Hz), 8.8 (s, 1H), 8.04 (d, 1H, J = 8.1 Hz), 7.89 (d, 1H, J = 8.1 Hz), 7.8 (t, 1H, J = 7.7 Hz), 7.67 (s, 1H), 7.59-7.54 (m, 1H), 7.47-7.4 (m, 2H), 4.67-4.64 (m, 1H), 3.62 (t, 1H, J = 8.0 Hz), 3.23-3.2 (m, 1H), 3.08 (s, 3H), 2.58-2.54 (m, 1H), 2.35-2.3 (m, 1H).

Compound No. 58: 1-(5-(2-Fluorophenyl)pyrimidin-2-yl)-N-methyl-3-(methylsulfinyl)-N-(pyrrolidin-3-yl)-1H-indole-6-carboxamide (synthesis example 58)

Synthesized via amide coupling of 51e) with tert-butyl 3-(methylamino)pyrrolidine-1-carboxylate in analogy to the instructions for 52) followed by deprotection with trifluoroacetic acid in dichloromethane. White solid. Yield: 100 mg (44% of theory for the last step). LC-MS (method 4): R_t = 2.58 min; m/z [M+H]⁺ = 477.9

¹H NMR (400 MHz, DMSO-d₆, 100°C, δ ppm): 9.14 (s, 2H), 8.88 (s, 1H), 8.74 (s, 1H), 8.02 (d, 1H, J = 8.0 Hz), 7.76 (t, 1H, J = 8.0 Hz), 7.57-7.53 (m, 1H), 7.42-7.37 (m, 3H), 4.59-4.54 (m, 1H), 3.13 (s, 3H), 3.07-2.87 (m, 3H, obscured under water peak), 2.95 (3H, obscured under water peak), 2.8-2.74 (m, 1H), 2.04-1.83 (m, 2H).

Compound No. 59: 1-(5-(2-Fluorophenyl)pyrimidin-2-yl)-3-(methylsulfinyl)-N-(pyrrolidin-3-yl)-1H-indole-6-carboxamide (synthesis example 59)

Obtained from 51e) and tert-butyl 3-aminopyrrolidine-1-carboxylate via amide coupling and a subsequent deprotection step with trifluoroacetic acid in dichloromethane. White solid. Yield: 65 mg (26% of theory for the last step). HPLC-MS (method 4): R_t = 2.58 min; m/z [M+H]⁺ = 464.3

¹H NMR (400 MHz, DMSO-d₆, δ ppm): 9.31 (s, 1H), 9.2 (s, 2H), 8.8 (s, 1H), 8.46 (d, 1H, J = 6.8 Hz), 8.03-8.01 (m, 1H), 7.86-7.78 (m, 2H), 7.58-7.54 (m, 1H), 7.47-7.4 (m, 2H), 4.37-4.33 (m, 1H), 3.08 (s, 3H), 3.01-2.9 (m, 2H), 2.79-2.66 (m, 2H), 2.03-1.98 (m, 1H), 1.74-1.68 (m, 1H).

Compound No. 60: 1-(5-(2-Fluorophenyl)pyrimidin-2-yl)-3-(methylsulfinyl)-1H-indol-6-yl)(1,4-oxazepan-4-yl)methanone (synthesis example 60)

White solid. Yield: 50 mg (27% of theory for the last step). HPLC-MS (method 5): R_t = 3.06 min; m/z [M+H]⁺ = 479

¹H NMR (400 MHz, DMSO-d₆, 80°C, δ ppm): 9.15 (s, 2H), 8.9 (s, 1H), 8.75 (s, 1H), 8.03 (d, 1H, J = 8.0 Hz), 7.79-7.75 (m, 1H), 7.58-7.53 (m, 1H), 7.43-7.39 (m, 3H), 3.78-3.66 (m, 8H), 3.08 (s, 3H), 1.87 (bs, 2H).

Compound No. 61: 1-(5-(2-Fluorophenyl)pyrimidin-2-yl)-N-methyl-3-(methylsulfinyl)-1H-indole-6-carboxamide (synthesis example 61)

White solid. Yield: 68 mg (33% of theory for the last step). HPLC-MS (method 5): $R_t = 2.93$ min; m/z $[M+H]^+ = 409.2$

1H NMR (400 MHz, DMSO- d_6 , δ ppm): 9.33 (s, 1H), 9.2 (s, 2H), 8.8 (s, 1H), 8.58-8.53 (m, 1H), 8.03 (d, 1H, $J = 8.3$ Hz), 7.84-7.72 (m, 2H), 7.59-7.54 (m, 1H), 7.47-7.4 (m, 2H), 3.08 (s, 3H), 2.83 (d, 3H, $J = 4.4$ Hz).

Compound No. 62: N-(Cyclopropylmethyl)-1-(5-(2-fluorophenyl)pyrimidin-2-yl)-3-(methylsulfinyl)-1H-indole-6-carboxamide (synthesis example 62)

White solid. Yield: 80 mg (36% of theory for the last step). HPLC-MS (method 5): $R_t = 3.16$ min; m/z $[M+H]^+ = 449.4$

1H NMR (400 MHz, DMSO- d_6 , δ ppm): 9.34 (s, 1H), 9.2 (s, 2H), 8.8 (s, 1H), 8.69 (t, 1H, $J = 5.4$ Hz), 8.03 (d, 1H, $J = 8.3$ Hz), 7.86 (d, 1H, $J = 8.4$ Hz), 7.8 (t, 1H, $J = 7.8$ Hz), 7.59-7.53 (m, 1H), 7.47-7.4 (m, 2H), 3.2 (t, 2H, $J = 6.1$ Hz), 3.08 (s, 3H), 1.1-1.07 (m, 1H), 0.47-0.43 (m, 2H), 0.28-0.24 (m, 2H).

Compound No. 63: 1-(5-(2-Fluorophenyl)pyrimidin-2-yl)-N-(2-hydroxyethyl)-3-(methylsulfinyl)-1H-indole-6-carboxamide (synthesis example 63)

White solid. Yield: 95 mg (43% of theory for the last step). HPLC-MS (method 4): $R_t = 2.66$ min; m/z $[M+H]^+ = 439.2$

1H NMR (400 MHz, DMSO- d_6 , δ ppm): 9.34 (s, 1H), 9.19 (s, 2H), 8.8 (s, 1H), 8.56 (t, 1H, $J = 5.5$ Hz), 8.03 (d, 1H, $J = 8.3$ Hz), 7.86 (d, 1H, $J = 8.4$ Hz), 7.8 (t, 1H, $J = 7.7$ Hz), 7.58-7.54 (m, 1H), 7.47-7.4 (m, 2H), 4.75 (t, 1H, $J = 5.6$ Hz), 3.58-3.54 (m, 2H), 3.41-3.37 (m, 2H), 3.08 (s, 3H).

Compound No. 64: 1-(5-(2-Fluorophenyl)pyrimidin-2-yl)-N-(2-hydroxyethyl)-N-methyl-3-(methylsulfinyl)-1H-indole-6-carboxamide (synthesis example 64)

White solid. Yield: 160 mg (70% of theory for the last step). HPLC-MS (method 4): $R_t = 2.69$ min; m/z $[M+H]^+ = 453.2$

1H NMR (400 MHz, DMSO- d_6 , 100°C, δ ppm): 9.14 (s, 2H), 8.91 (s, 1H), 8.73 (s, 1H), 7.99 (d, 1H, $J = 8.0$ Hz), 7.76 (t, 1H, $J = 8.0$ Hz), 7.56-7.54 (m, 1H), 7.42-7.37 (m, 3H), 4.43 (bs, 1H), 3.64 (bs, 2H), 3.49 (bs, 2H), 3.06 (s, 3H), 3.07 (s, 3H).

Compound No. 65: 1-(5-(2-Fluorophenyl)pyrimidin-2-yl)-N-(2-methoxyethyl)-N-methyl-3-(methylsulfinyl)-1H-indole-6-carboxamide (synthesis example 65)

White solid. Yield: 110 mg (47% of theory for the last step). HPLC-MS (method 5): $R_t = 3.12$ min; m/z $[M+H]^+ = 466.9$

¹H NMR (400 MHz, DMSO-d₆, 100°C, δ ppm): 9.14 (s, 2H), 8.89 (s, 1H), 8.74 (s, 1H), 8.0 (d, 1H, J = 8.0 Hz), 7.76 (t, 1H, J = 8.0 Hz), 7.56-7.53 (m, 1H), 7.42-7.37 (m, 3H), 3.58 (s, 3H), 3.29 (s, 3H), 3.07 (s, 3H), 3.05 (s, 3H), 2.92 (obscured under water peak, 1H).

Compound No. 66: (1-(5-(2-Fluorophenyl)pyrimidin-2-yl)-3-(methylsulfinyl)-1H-indol-6-yl)((R)-3-hydroxypyrrolidin-1-yl)methanone (synthesis example 66)

White solid. Yield: 0.17 g (73% of theory for the last step). HPLC-MS (method 4): R_t = 2.69 min; m/z [M+H]⁺ = 465.4

¹H NMR (400 MHz, DMSO-d₆, 100°C, δ ppm): 9.14 (s, 2H), 9.01 (s, 1H), 8.74 (s, 1H), 8.01 (d, 1H, J = 8.0 Hz), 7.76 (t, 1H, J = 8.0 Hz), 7.55-7.52 (m, 2H), 7.42-7.37 (m, 2H), 4.66 (bs, 1H), 4.34 (bs, 1H), 3.67-3.56 (m, 3H), 3.41-3.38 (m, 1H), 3.07 (s, 3H), 2.01-2.0 (m, 1H), 1.88-1.86 (m, 1H).

Compound No. 67: (1-(5-(2-Fluorophenyl)pyrimidin-2-yl)-3-(methylsulfinyl)-1H-indol-6-yl)((S)-3-hydroxypyrrolidin-1-yl)methanone (synthesis example 68)

White solid. Yield: 0.1 g (43% of theory for the last step). HPLC-MS (method 4): R_t = 2.67 min; m/z [M+H]⁺ = 465

¹H NMR (400 MHz, DMSO-d₆, 100°C, δ ppm): 9.14 (s, 2H), 9.01 (s, 1H), 8.74 (s, 1H), 8 (d, 1H, J = 8.0 Hz), 7.76 (t, 1H, J = 8.0 Hz), 7.56-7.5 (m, 2H), 7.42-7.4 (m, 2H), 4.67 (bs, 1H), 4.33 (bs, 1H), 3.71-3.64 (m, 2H), 3.55 (bs, 1H), 3.42-3.38 (m, 1H), 3.07 (s, 3H), 2.01-1.83 (m, 2H).

Synthesis example No. 68: (R)-3-Aminopyrrolidin-1-yl(1-(5-(2-fluorophenyl)pyrimidin-2-yl)-3-(methylsulfinyl)-1H-indol-6-yl)methanone (Compound No. 68)

68a) (3S)-1-(1-(5-(2-Fluorophenyl)pyrimidin-2-yl)-3-(methylsulfinyl)-1H-indole-6-carbonyl)pyrrolidin-3-yl 4-methylbenzenesulfonate

Methanesulfonylchloride (0.32 mL, 4.12 mmol) and triethylamine (1.56 mL, 10.29 mmol) were added dropwise at 5°C to a solution of example 67 (1.6 g, 3.43 mmol) in dichloromethane (15 mL). The resulting mixture was stirred at room temperature for 2 h, then poured onto water and extracted with dichloromethane (2 x 40 mL). The organic layer was dried over sodium sulfate and evaporated. The residue was purified by flash column chromatography [silica; 3% methanol in dichloromethane]. White solid. Yield: 1.5 g (80% of theory). HPLC-MS (method 4): R_t = 2.93 min; m/z [M+H]⁺ = 542.9

68b) ((R)-3-Azidopyrrolidin-1-yl)(1-(5-(2-fluorophenyl)pyrimidin-2-yl)-3-(methylsulfinyl)-1H-indol-6-yl)methanone

Sodium azide (0.31 g, 4.79 mmol) was added to a solution of 68a) (0.75 g, 1.37 mmol) in DMF (8.65 mL) and the resulting mixture was stirred at 60°C for 2 h. After cooling to ambient temperature, the reaction mixture was poured onto water and extracted with dichloromethane (3 x 30 mL). The organic

phase was dried over sodium sulfate and concentrated. The remnant was purified by flash column chromatography [silica; 2.5% methanol in dichloromethane]. White solid. Yield: 0.4 g (59% of theory). HPLC-MS (method 4): $R_t = 3.04$ min; m/z $[M+H]^+ = 490.2$

68c) (R)-3-Aminopyrrolidin-1-yl(1-(5-(2-fluorophenyl)pyrimidin-2-yl)-3-(methylsulfinyl)-1H-indol-6-yl)methanone

Palladium hydroxide (0.16 g; 20% wt.) was added under an argon atmosphere to 68b) (0.42 g, 0.85 mmol) in methanol (10 ml). The resulting mixture was hydrogenated for 2 h using a balloon as hydrogen source and then filtered through a celite pad. The filtrate was concentrated under vacuum and the residue purified by preparative HPLC. White solid. Yield: 45 mg (11% of theory). HPLC-MS (method 4): $R_t = 2.47$ min; m/z $[M+H]^+ = 464.3$

1H NMR (400 MHz, DMSO- d_6 , 100°C, δ ppm): 9.14 (s, 2H), 9.01 (s, 1H), 8.74 (s, 1H), 7.99 (d, 1H, $J = 8.0$ Hz), 7.76-7.73 (m, 1H), 7.54-7.49 (m, 2H), 7.42-7.38 (m, 2H), 4.11 (bs, 2H), 3.67 (bs, 2H), 3.21 (bs, 1H), 3.07 (s, 3H), 2.09-1.28 (m, 4H).

Synthesis example 69: (R)-3-Aminopyrrolidin-1-yl(1-(5-(2-fluorophenyl)pyrimidin-2-yl)-3-(methylsulfonyl)-1H-indol-6-yl)methanone (Compound No. 69)

The target compound was obtained in three chemical steps from 68a). In the first step, compound 68a) was oxidized to the corresponding methylsulfone with use of m-chloroperoxybenzoic acid. The methylsulfone was then reacted with sodium azide and afterwards hydrogenated in analogy to the procedures 68b) and 68c), respectively. White solid. Yield: 75 mg. HPLC-MS (method 4): $R_t = 2.72$ min; m/z $[M+H]^+ = 479.9$

1H NMR (400 MHz, DMSO- d_6 , 100°C, δ ppm): 9.19 (s, 2H), 9.01 (s, 1H), 8.91 (s, 1H), 7.99 (d, 1H, $J = 8.0$ Hz), 7.79-7.76 (m, 1H), 7.6-7.54 (m, 2H), 7.43-7.38 (m, 2H), 3.67-3.63 (m, 2H), 3.53 (bs, 2H), 3.35 (s, 3H), 3.21-3.18 (m, 1H), 2.04-2.01 (m, 1H), 1.7-1.64 (m, 1H), 1.28 (bs, 2H).

Synthesis example 70: 4-(3-(Methylsulfinyl)-1-(5-phenylpyrimidin-2-yl)-1H-indole-6-carbonyl)piperazin-2-one (Compound No. 70)

Synthesized from 3-(methylsulfinyl)-1-(5-phenylpyrimidin-2-yl)-1H-indole-6-carboxylic acid (200 mg, 0.53 mmol) and piperazin-2-one (64 mg, 0.63 mmol) in an analogous manner as described for example 52. White solid. Yield: 148 mg (61% of theory). HPLC-MS (method 4): $R_t = 2.6$ min; m/z $[M+H]^+ = 460.3$

1H NMR (400 MHz, DMSO- d_6 , 100°C, δ ppm): 9.24 (s, 2H), 8.97 (s, 1H), 8.75 (s, 1H), 8.04 (d, 1H, $J = 8.0$ Hz), 7.86-7.84 (m, 2H), 7.74 (bs, 1H), 7.59-7.55 (m, 2H), 7.51-7.44 (m, 2H), 4.12 (s, 2H), 3.73-3.71 (m, 2H), 3.32 (bs, 2H), 3.08 (s, 3H).

Synthesis example 71: (1-(5-(2-Fluorophenyl)pyrimidin-2-yl)-3-(methylsulfinyl)-1H-indol-6-yl)((S)-2-(methoxymethyl)pyrrolidin-1-yl)methanone (Compound No. 71)

HATU (144 mg, 0.379 mmol, 1.5 eq) and diisopropylethylamine (0.13 mL, 0.759 mmol, 3.0 eq) were added at room temperature to a stirred solution of compound 51e) (100 mg, 0.253 mmol, 1.0 eq) and (S)-2-(methoxymethyl)pyrrolidine (0.02 mL, 0.303 mmol, 1.2 eq) in dry DMF (10 mL). The reaction mixture was stirred for 30 min and then diluted with ice water (20 mL). The precipitating solid was filtered off and dried. White solid. Yield: 110 mg (88% of theory). Melting range: 143-146°C. HPLC (method 1): R_t = 10.03 min

^1H NMR (400 MHz, DMSO- d_6 , δ ppm): 9.36 (s, 2H), 9.24 (s, 1H), 9.21 (s, 1H), 8.07 (d, J = 8.3 Hz, 1H), 7.80-7.70 (m, 1H), 7.58-7.39 (m, 4H), 4.35-4.30 (m, 1H), 3.65-3.29 (m, 7H) 3.09 (s, 4H), 2.05-2.00 (m, 1H), 1.88-1.84 (m, 1H), 1.72-1.1.66 (m, 1H).

The compounds nos. 72 to 85 were synthesized in an analogous manner according to the synthesis examples 72 to 85.

Compound No. 72: (1-(5-(2-Fluorophenyl)pyrimidin-2-yl)-3-(methylsulfinyl)-1H-indol-6-yl)(4-methoxypiperidin-1-yl)methanone (synthesis example 72)

White solid. Yield: 76 mg (40% of theory). Melting range: 153-156°C. HPLC (method 1): R_t = 9.60 min.

^1H NMR (400 MHz, DMSO- d_6 , δ ppm): 9.18 (s, 2H), 8.91 (s, 1H), 8.78 (s, 1H), 8.03 (d, J = 8.4 Hz, 1H), 7.80-7.76 (m, 1H), 7.56-7.55 (m, 1H), 7.46-7.39 (m, 3H), 4.15-3.90 (m, 2H), 3.64-2.52 (m, 1H), 3.50-3.42 (m, 1H), 3.26 (s, 3H), 3.08 (s, 4H), 1.90-1.80 (m, 2H), 1.51-1.42 (m, 2H).

Compound No. 73: (1-(5-(2-Fluorophenyl)pyrimidin-2-yl)-3-(methylsulfinyl)-1H-indol-6-yl)(4-hydroxypiperidin-1-yl)methanone (synthesis example 73)

White solid. Yield: 100 mg (82% of theory). Melting range: 196-200°C. HPLC (method 1): R_t = 8.51min.

^1H NMR (400 MHz, DMSO- d_6 , δ ppm): δ 9.18 (s, 2H), 8.91 (s, 1H), 8.78 (s, 1H), 8.03 (d, J = 8.1 Hz, 1H), 7.80-7.76 (m, 1H), 7.62-7.51 (m, 1H), 7.49-7.37 (m, 3H), 4.77 (d, J = 4.1 Hz, 1H), 4.30-3.90 (m, 1H), 3.80-3.70 (m, 1H), 3.71-3.50 (m, 1H), 3.30-3.20 (m, 2H), 3.08 (s, 3H), 1.90-1.60 (m, 2H), 1.50-1.30 (m, 2H).

Compound No. 74: (2,2-Dimethylmorpholino)(1-(5-(2-fluorophenyl)pyrimidin-2-yl)-3-(methylsulfinyl)-1H-indol-6-yl)methanone (synthesis example 74)

White solid. Yield: 90 mg (81% of theory). Melting range: 206-209°C. HPLC (method 1): R_t = 9.77 min

-146-

¹H NMR (400 MHz, CDCl₃, δ ppm): 9.07 (s, 1H), 8.95 (s, 2H), 8.82 (s, 1H), 8.02 (d, J = 8.0 Hz, 1H), 7.54-7.43 (m, 2H), 7.42-7.32 (m, 3H), 3.81-3.60 (m, 6H), 3.08 (s, 3H), 1.26 (s, 6H).

Compound No. 75: 1-(5-(2-Fluorophenyl)pyrimidin-2-yl)-3-(methylsulfinyl)-N-(oxetan-3-yl)-1H-indole-6-carboxamide (synthesis example 75)

White solid. Yield: 100 mg (88% of theory). Melting range: 236-240°C. HPLC (method 1): R_t = 8.90 min.

¹H NMR (400 MHz, DMSO-d₆, δ ppm): 9.36 (s, 1H), 9.24-9.20 (m, 3H), 8.82 (s, 1H), 8.07 (d, J = 8.3 Hz, 1H), 7.91 (dd, J = 8.4, 1.6 Hz, 1H), 7.82-7.78 (m, 1H), 7.62-7.51 (m, 1H), 7.48-7.34 (m, 2H), 5.08-5.033 (m, 1H), 4.81 (t, J = 6.9 Hz, 2H), 4.66 (t, J = 6.4 Hz, 2H), 3.09 (s, 3H).

Compound No. 76: 4-(1-(5-(2-Fluorophenyl)pyrimidin-2-yl)-3-(methylsulfinyl)-1H-indole-6-carbonyl)-1-methylpiperazin-2-one (synthesis example 76)

White solid. Yield: 155 mg (83% of theory). Melting range: 244-248°C. HPLC (method 1): R_t = 8.67 min

¹H NMR (400 MHz, DMSO-d₆, δ ppm): 9.19 (s, 2H), 8.98 (s, 1H), 8.81 (s, 1H), 8.07 (d, J = 7.6 Hz, 1H), 7.80-7.76 (m, 1H), 7.55-7.48 (m, 1H), 7.48-7.37 (m, 3H), 4.20-4.15 (m, 2H), 3.71-3.68 (m, 2H), 3.41-3.44 (m, 2H), 3.09 (s, 3H), 2.89 (s, 3H).

Compound No. 77: (1-(5-(2-Fluorophenyl)pyrimidin-2-yl)-3-(methylsulfinyl)-1H-indol-6-yl)((R)-2-(methoxymethyl)pyrrolidin-1-yl)methanone (synthesis example 77)

White solid. Yield: 85 mg (56% of theory). Melting range: 93-96°C. HPLC (method 1): R_t = 9.98 min

¹H NMR (300 MHz, DMSO-d₆, δ ppm): 9.19 (s, 2H), 8.99 (s, 1H), 8.79 (s, 1H), 8.03 (d, J = 8.2 Hz, 1H), 7.82-7.76 (m, 1H), 7.62-7.33 (m, 4H), 4.41-4.31 (m, 1H), 3.75-3.59 (m, 1H), 3.48-3.34 (m, 5H), 3.21-2.91 (m, 4H), 2.12-1.61 (m, 4H).

Compound No. 78: (1-(5-(2-Fluorophenyl)pyrimidin-2-yl)-3-(methylsulfinyl)-1H-indol-6-yl)((R)-2-(hydroxymethyl)pyrrolidin-1-yl)methanone (synthesis example 78)

White solid. Yield: 150 mg (41% of theory). Melting range: 163-166°C. HPLC (method 1): R_t = 9.10 min

¹H NMR (400 MHz, DMSO-d₆, δ ppm): 9.19 (s, 2H), 8.99 (s, 1H), 8.81 (s, 1H), 8.02 (d, J = 8.0, 1H), 7.81-7.75 (m, 1H), 7.59-7.52 (m, 2H), 7.46-7.39 (m, 2H), 4.91-4.78 (m, 1H), 4.39-4.15 (m, 1H), 3.71-3.62 (m, 1H), 3.56-3.48 (m, 2H), 3.43-3.31 (m, 1H), 3.09 (s, 3H), 2.10-1.65 (m, 4H).

Compound No. 79: (1-(5-(2-Fluorophenyl)pyrimidin-2-yl)-3-(methylsulfinyl)-1H-indol-6-yl)((S)-2-(hydroxymethyl)pyrrolidin-1-yl)methanone (synthesis example 79)

-147-

White solid. Yield: 120 mg (66% of theory). Melting range: 133-137°C. HPLC (method 1): R_t = 9.03 min

^1H NMR (400 MHz, DMSO- d_6 , δ ppm): 9.19 (s, 2H), 8.99 (s, 1H), 8.78 (s, 1H), 8.02 (d, J = 7.7 Hz, 1H), 7.79 (t, J = 7.5 Hz, 1H), 7.58-7.40 (m, 4H), 4.84 (s, 1H), 4.23-4.20 (m, 1H), 3.65-3.36 (m, 4H), 3.09 (s, 3H), 1.98-1.90 (m, 3H), 1.72-1.67 (m, 1H).

Compound No. 80: (1-(5-(2-Fluorophenyl)pyrimidin-2-yl)-3-(methylsulfinyl)-1H-indol-6-yl)((R)-3-hydroxypiperidin-1-yl)methanone (synthesis example 80)

White solid. Yield: 130 mg (71% of theory). Melting range: 213-216°C. HPLC (method 1): R_t = 8.86 min

^1H NMR (400 MHz, DMSO- d_6 , δ ppm): 9.19 (s, 2H), 8.92 (s, 1H), 8.78 (s, 1H), 8.03 (d, J = 8.1 Hz, 1H), 7.81-7.76 (m, 1H), 7.59-7.53 (m, 1H), 7.48-7.33 (m, 3H), 5.12-4.75 (m, 1H), 4.33-3.75 (m, 1H), 3.62-3.41 (m, 2H), 3.08-3.06 (m, 5H), 1.95-1.72 (m, 2H), 1.51-1.39 (m, 2H).

Compound No. 81: (1-(5-(2-Fluorophenyl)pyrimidin-2-yl)-3-(methylsulfinyl)-1H-indol-6-yl)((S)-3-hydroxypiperidin-1-yl)methanone (synthesis example 81)

White solid. Yield: 95 mg (52% of theory). Melting range: 220-224°C. HPLC (method 1): R_t = 8.93 min.

^1H NMR (400 MHz, DMSO- d_6 , δ ppm): 9.16 (s, 2H), 8.92 (s, 1H), 8.78 (s, 1H), 8.03 (d, J = 8.1 Hz, 1H), 7.80-7.76 (m, 1H), 7.58-7.53 (m, 1H), 7.48-7.32 (m, 3H), 4.98-4.79 (m, 1H), 4.22-3.87 (m, 1H), 3.55 (s, 2H), 3.08 (s, 3H), 2.98-2.49 (m, 2H), 1.88-1.69 (m, 2H), 1.44-1.33 (m, 2H).

Compound No. 82: (1-(5-(2-Fluorophenyl)pyrimidin-2-yl)-3-(methylsulfinyl)-1H-indol-6-yl)((R)-3-methoxypyrrolidin-1-yl)methanone (synthesis example 82)

White solid. Yield: 91 mg (38% of theory). Melting range: 101-104°C. HPLC (method 1): R_t = 9.34 min.

^1H NMR (400 MHz, DMSO- d_6 , δ ppm): 9.19 (s, 2H), 9.02 (s, 1H), 8.79 (s, 1H), 8.03 (d, J = 8.1 Hz, 1H), 7.80-7.70 (m, 1H), 7.58-7.52 (m, 2H), 7.49-7.37 (m, 2H), 4.04-3.93 (m, 1H), 3.68-3.35 (m, 4H), 3.26 (s, 1H), 3.16 (s, 2H), 3.09 (s, 3H), 2.02-1.97 (m, 2H).

Compound No. 83: 1-(5-(2-Fluorophenyl)pyrimidin-2-yl)-3-(methylsulfinyl)-N-(oxetan-3-ylmethyl)-1H-indole-6-carboxamide (synthesis example 83)

White solid. Yield: 100 mg (85% of theory). Melting range: 209-212°C. HPLC (method 1): R_t = 8.82 min.

-148-

¹H NMR (400 MHz, DMSO-d₆, δ ppm): 9.33 (s, 1H), 9.20 (s, 2H), 8.80 (s, 1H), 8.75-8.73(m, 1H), 8.04 (d, J = 8.3 Hz, 1H), 7.90-7.74 (m, 2H), 7.61-7.54 (m, 1H), 7.49-7.35 (m, 2H), 4.67-4.64 (m, 2H), 4.39 (t, J = 6.0 Hz, 2H), 3.66-3.53 (m, 2H), 3.31-3.14 (m, 1H), 3.08 (s, 3H).

Compound No. 84: (1-(5-(2-Fluorophenyl)pyrimidin-2-yl)-3-(methylsulfinyl)-1H-indol-6-yl)((R)-2-methylmorpholino)methanone (synthesis example 84)

White solid. Yield: 80 mg (67% of theory). Melting range: 208-211°C. HPLC (method 1): R_t = 9.57 min

¹H NMR (400 MHz, DMSO-d₆, δ ppm): 9.19 (s, 2H), 8.94 (s, 1H), 8.79 (s, 1H), 8.05 (d, J = 8.1 Hz, 1H), 7.82-7.65 (m, 1H), 7.57-7.3 (m, 1H), 7.49-7.38 (m, 3H), 4.49-4.21 (m, 1H), 3.98-3.41 (m, 4H), 3.27-3.12 (m, 1H), 3.08 (s, 3H), 3.05-2.71 (m, 1H), 1.19-0.9 (m, 3 H).

Compound No. 85: (1-(5-(2-Fluorophenyl)pyrimidin-2-yl)-3-(methylsulfinyl)-1H-indol-6-yl)((S)-2-methylmorpholino)methanone (synthesis example 85)

White solid. Yield: 80 mg (67% of theory). Melting range: 205-208°C. HPLC (method 1): R_t = 9.64 min

¹H NMR (400 MHz, DMSO-d₆, δ ppm): 9.16 (s, 2H), 8.90 (s, 1H), 8.76 (s, 1H), 8.01 (d, J = 8.1 Hz, 1H), 7.77-7.73 (m, 1H), 7.51-7.43 (m, 1H), 7.461-7.36 (m, 3H), 4.45-4.19 (m, 1H), 3.95-3.61 (m, 2H), 3.58-3.41 (m, 2H), 3.05 (s, 5H), 1.2-0.9 (m, 3H).

Synthesis example 86: (1-(5-(4-Hydroxyphenyl)pyrimidin-2-yl)-3-(methylsulfinyl)-1H-indol-6-yl)(morpholino)methanone (Compound No. 86)

86a) (1-(5-(4-Hydroxyphenyl)pyrimidin-2-yl)-3-(methylthio)-1H-indol-6-yl)(morpholino)-methanone

Synthesized from (1-(5-bromopyrimidin-2-yl)-3-(methylthio)-1H-indol-6-yl)(morpholino)methanone (400 mg, 0.923 mmol) and 4-hydroxyphenyl boronic acid (153 mg, 1.108 mmol) in analogy to procedure 1d). Pale brown solid. Yield: 280 mg (68% of theory)

¹H NMR (400 MHz, DMSO-d₆, δ ppm): 9.76 (s, 1H), 9.15 (s, 2H), 8.88 (s, 1H), 8.34 (s, 1H), 7.71-7.67 (m, 3H), 7.36 (dd, J = 8.0, 1.4 Hz, 1H), 6.93 (d, J = 8.5 Hz, 2H), 3.70-3.60 (m, 8H), 2.52 (s, 3H).

86b) (1-(5-(4-Hydroxyphenyl)pyrimidin-2-yl)-3-(methylsulfinyl)-1H-indol-6-yl)(morpholino)-methanone

m-Chloroperoxybenzoic acid (134 mg, 0.5022 mmol, 0.8 eq) was added at 0°C to a stirred solution of 86a) (280 mg, 0.6278 mmol, 1.0 eq) in dichloromethane/DMF (10:1; 22 mL) and the solution was stirred for 1 h at this temperature. The reaction mixture was then diluted with dichloromethane (20

mL), washed with saturated sodium hydrogen carbonate solution and brine, and dried over anhydrous sodium sulfate. The solvents were removed under vacuum and the residue was purified by preparative TLC using ethyl acetate as eluent. White solid. Yield: 65 mg (21% of theory)

¹H NMR (400 MHz, DMSO-d₆, δ ppm): 9.80 (s, 1H), 9.21 (s, 2H), 8.93 (s, 1H), 8.76 (s, 1H), 8.04 (d, J = 8.1 Hz, 1H), 7.71 (d, J = 8.4 Hz, 2H), 7.41 (dd, J = 8.2, 1.5 Hz, 1H), 6.93 (d, J = 8.8 Hz, 2H), 3.80-3.49 (m, 8H), 3.07 (s, 3H).

Synthesis example 87: (1-(5-(2-Fluorophenyl)pyrimidin-2-yl)-3-methyl-1H-indol-6-yl)(morpholino)methanone (Compound No. 87)

Palladium(II) acetate (8 mg, 0.036 mmol) and Xantphos (42 mg, 0.072 mmol) were added under an argon atmosphere to a solution of 2-chloro-5-(2-fluorophenyl)pyrimidine (150 mg, 0.72 mmol), (3-methyl-1H-indol-6-yl)(morpholino)methanone (176 mg, 0.72 mmol; synthesized from morpholine and 3-methyl-1H-indole-6-carboxylic acid) and cesium carbonate (422 mg, 1.29 mmol) in dry THF (5 mL). The reaction mixture was heated in a microwave at 120°C for 1 h. After cooling to room temperature, water was added and the mixture was extracted with ethyl acetate (2 x 15 mL). Purification by flash chromatography [silica, heptane with 25% to 75% ethyl acetate] afforded the target compound as white solid. Yield: 185 mg (62% of theory). HPLC-MS: m/z [M+H]⁺ = 417.1

Synthesis example 88: (3-Ethyl-1-(5-(2-fluorophenyl)pyrimidin-2-yl)-1H-indol-6-yl)(morpholino)methanone (Compound No. 88)

88a) 1-(6-(Morpholine-4-carbonyl)-1H-indol-3-yl)ethanone

1-(6-(Morpholine-4-carbonyl)-1H-indol-3-yl)ethanone (717 mg, 3.11 mmol) was added to a solution of aluminium trichloride (913 mg, 6.85 mmol) and acetyl chloride (0.24 ml, 3.43 mmol) in dichloromethane (15 ml). After stirring at room temperature for 18 h, water (50 ml) was added and the mixture was extracted with ethyl acetate (2 x 50 mL). The organic layer was dried over sodium sulfate and concentrated. Light yellow solid. Yield: 730 mg (86% of theory). HPLC-MS: m/z [M+H]⁺ = 273

88b) (3-Ethyl-1H-indol-6-yl)(morpholino)methanone

1-(6-(Morpholine-4-carbonyl)-1H-indol-3-yl)ethanone (730 mg, 2.68 mmol) in acetic acid (1.53 ml, 26.8 mmol) and ethanol (50 ml) was hydrogenated in the presence of 10% Pd/C (285 mg, 0.27 mmol) for 72 h at room temperature, and then for 3 h at 50°C. After cooling to room temperature, the suspension was filtered over Celite and washed with ethanol. The solvent was evaporated and the residue repeatedly co-distilled with toluene and dichloromethane. White solid. Yield: 228 mg (33% of theory). HPLC-MS: m/z [M+H]⁺ = 259

88c) (3-Ethyl-1-(5-(2-fluorophenyl)pyrimidin-2-yl)-1H-indol-6-yl)(morpholino)methanone

Obtained from 88b) (100 mg, 0.39 mmol) and 2-chloro-5-(2-fluorophenyl)pyrimidine (81 mg, 0.39 mmol) analogously to the procedure for example 87. White solid. Yield: 115 mg (69% of theory). HPLC-MS: m/z $[M+H]^+ = 431.2$

Synthesis example 89: (1-(5-(2-Fluorophenyl)pyrimidin-2-yl)-3-methyl-1H-indol-6-yl)(1,3-oxazinan-3-yl)methanone (Compound No. 89)

89a) Methyl 1-(5-(2-fluorophenyl)pyrimidin-2-yl)-3-methyl-1H-indole-6-carboxylate

Potassium carbonate (1.61 g, 11.6 mmol) and DMAP (0.18 g, 1.45 mmol) were added to a solution of methyl 3-methyl-1H-indole-6-carboxylate (1.1 g, 5.81 mmol) and 2-chloro-5-(2-fluorophenyl)pyrimidine (1.21 g, 5.81 mmol) in dry DMSO (10 mL). The solution was stirred at 100°C for 1 h, then cooled to room temperature and slowly poured into vigorously stirred water (100 mL). The precipitating solid was filtered off, washed with water and dried in vacuum. Light-brown solid. Yield: 1.89 g (80% chemical purity). HPLC-MS: m/z $[M+H]^+ = 362$.

89b) 1-(5-(2-Fluorophenyl)pyrimidin-2-yl)-3-methyl-1H-indole-6-carboxylic acid

Lithium hydroxide monohydrate (293 mg, 6.97 mmol) was added to a solution of ester xxa) (504 mg, 1.40 mmol) in methanol (10 mL), THF (10 mL) and water (5 mL) and the mixture was stirred at room temperature for 72 h. The organic solvents were removed under vacuum, water was added and the suspension was washed with diethyl ether and ethyl acetate. The aqueous phase was then acidified to pH~3 by addition of 2N hydrochloride solution and the turbid solution was extracted with ethyl acetate. The combined organic layers were evaporated and the remnant co-distilled with toluene and dichloromethane. The remaining solid was triturated with diisopropyl ether, filtered, and washed with diisopropyl ether. Light-yellow solid. Yield: 388 mg (86% chemical purity). HPLC-MS: m/z $[M+H]^+ = 348$.

89c) (1-(5-(2-Fluorophenyl)pyrimidin-2-yl)-3-methyl-1H-indol-6-yl)(1,3-oxazinan-3-yl)methanone

EDC·HCl (109 mg, 0.57 mmol) and 1-hydroxy-7-azabenzotriazole (17 mg, 0.12 mmol) were added to a solution of acid 89b) (200 mg, 0.50 mmol), 1,3-oxazinan-3-ylmethanone (43.1 mg, 0.50 mmol) and diisopropylethylamine (0.13 mL, 0.74 mmol) in dichloromethane (2 mL) and the reaction mixture was stirred at room temperature for 18 h. The solvent was evaporated and the residue purified by column chromatography [silica, heptane with 5 to 100% ethyl acetate]. White solid. Yield: 51 mg. HPLC-MS: m/z $[M+H]^+ = 417.2$

Synthesis example 90: 1-(5-(2-Fluorophenyl)pyrimidin-2-yl)-N-(3-hydroxypropyl)-3-methyl-1H-indole-6-carboxamide (Compound No. 90)

Obtained as a side product in the reaction 89c). White solid. Yield: 67 mg (33% of theory). HPLC-MS: m/z $[M+H]^+ = 405.2$

Synthesis example 91: (5,5-Dimethyl-1,3-oxazinan-3-yl)(1-(5-(2-fluorophenyl)pyrimidin-2-yl)-3-methyl-1H-indol-6-yl)methanone (Compound No. 91)

Synthesized from the carboxylic acid 89b) (350 mg, 1.01 mmol) and 2,2-dimethyl-1,3-oxazinane (230 mg, 2.00 mmol) in an analogous manner as described under 89c). White solid. Yield: 250 mg (56% of theory). HPLC-MS: m/z $[M+H]^+ = 445.2$

Synthesis example 92: 1-(5-(2-Fluorophenyl)pyrimidin-2-yl)-N-(3-hydroxy-2,2-dimethylpropyl)-3-methyl-1H-indole-6-carboxamide (Compound No. 92)

The target compound was obtained as side product in the final step towards compound no. 91. White solid. Yield: 100 mg (23% of theory). HPLC-MS: m/z $[M+H]^+ = 433.2$

Synthesis example 93: 4-(1-(5-(2-Fluorophenyl)pyrimidin-2-yl)-3-methyl-1H-indole-6-carbonyl)piperazin-2-one (Compound No. 93)

Synthesized analogously to the instructions of procedure 89c). White solid. Yield: 55 mg

HPLC-MS: m/z $[M+H]^+ = 430.2$

The compounds nos. 94 to 98 as given in below table 2 were synthesized in an analogous manner:

Table 2:

Cpd. No.	Name	Mass peak $[M+H]^+$
94	1-(1-(5-(2-Fluorophenyl)pyrimidin-2-yl)-3-methyl-1H-indole-6-carbonyl)tetrahydropyrimidin-4(1H)-one	430.2
95	N-(Cyclohexylmethyl)-1-(5-(2-fluorophenyl)pyrimidin-2-yl)-3-methyl-1H-indole-6-carboxamide	443.2
96	1-(5-(2-Fluorophenyl)pyrimidin-2-yl)-N-((1-hydroxycyclohexyl)methyl)-3-methyl-1H-indole-6-carboxamide	459.2
97	N-Cyclohexyl-1-(5-(2-fluorophenyl)pyrimidin-2-yl)-3-methyl-1H-indole-6-carboxamide	429.2
98	1-(5-(2-Fluorophenyl)pyrimidin-2-yl)-N-((1-hydroxycyclopentyl)methyl)-3-methyl-1H-indole-6-carboxamide	445.2

The compounds nos. 99 to 140 as given in below table 3 were synthesized according to the following general procedure:

EDC·HCl (150 μ mol) and N,N-diisopropylethylamine (380 μ mol) were added to a solution of 1-(5-(2-fluorophenyl)pyrimidin-2-yl)-3-methyl-1H-indole-6-carboxylic acid (100 μ mol) and

hydroxybenzotriazol (30 μ mol) in dichloromethane (4 mL) and the mixture was stirred for 15 min at room temperature. The appropriate amine (125 μ mol) was added and the reaction mixture was stirred for 16 h at room temperature. The reaction was stopped by addition of saturated sodium hydrogen carbonate solution (2.5 mL) and the mixture was extracted with dichloromethane (3 x 3 mL). The solvent was removed under reduced pressure and the residue purified by preparative HPLC to furnish the desired compound.

Table 3:

Cpd No.	Name	Mass peak [M+H] ⁺
99	azetidin-1-yl(1-(5-(2-fluorophenyl)pyrimidin-2-yl)-3-methyl-1H-indol-6-yl)methanone	387.2
100	N-ethyl-1-(5-(2-fluorophenyl)pyrimidin-2-yl)-N,3-dimethyl-1H-indole-6-carboxamide	389.2
101	(1-(5-(2-fluorophenyl)pyrimidin-2-yl)-3-methyl-1H-indol-6-yl)(pyrrolidin-1-yl)methanone	401.2
102	N,N-diethyl-1-(5-(2-fluorophenyl)pyrimidin-2-yl)-3-methyl-1H-indole-6-carboxamide	403.2
103	1-(5-(2-fluorophenyl)pyrimidin-2-yl)-N-(2-hydroxyethyl)-N,3-dimethyl-1H-indole-6-carboxamide	405.2
104	1-(5-(2-fluorophenyl)pyrimidin-2-yl)-N-(2-methoxyethyl)-3-methyl-1H-indole-6-carboxamide	405.2
105	(1-(5-(2-fluorophenyl)pyrimidin-2-yl)-3-methyl-1H-indol-6-yl)(piperidin-1-yl)methanone	415.2
106	(1-(5-(2-fluorophenyl)pyrimidin-2-yl)-3-methyl-1H-indol-6-yl)(morpholino)methanone	417.2
107	1-(5-(2-fluorophenyl)pyrimidin-2-yl)-N-(3-methoxypropyl)-3-methyl-1H-indole-6-carboxamide	419.2
108	1-(5-(2-fluorophenyl)pyrimidin-2-yl)-N-(furan-2-ylmethyl)-3-methyl-1H-indole-6-carboxamide	427.2
109	(1-(5-(2-fluorophenyl)pyrimidin-2-yl)-3-methyl-1H-indol-6-yl)(4-methylpiperazin-1-yl)methanone	430.2
110	(1-(5-(2-fluorophenyl)pyrimidin-2-yl)-3-methyl-1H-indol-6-yl)(3-hydroxypiperidin-1-yl)methanone	431.2
111	(1-(5-(2-fluorophenyl)pyrimidin-2-yl)-3-methyl-1H-indol-6-yl)(3-methylmorpholino)methanone	431.2
112	1-(5-(2-fluorophenyl)pyrimidin-2-yl)-3-methyl-N-((tetrahydrofuran-2-	431.2

Cpd No.	Name	Mass peak [M+H] ⁺
	yl)methyl)-1H-indole-6-carboxamide	
113	1-(5-(2-fluorophenyl)pyrimidin-2-yl)-3-methyl-N-(tetrahydro-2H-pyran-4-yl)-1H-indole-6-carboxamide	431.2
114	1-(5-(2-fluorophenyl)pyrimidin-2-yl)-N-((1-hydroxycyclobutyl)methyl)-3-methyl-1H-indole-6-carboxamide	431.2
115	N-(2-(dimethylamino)-2-oxoethyl)-1-(5-(2-fluorophenyl)pyrimidin-2-yl)-3-methyl-1H-indole-6-carboxamide	432.2
116	N-(2-(dimethylamino)ethyl)-1-(5-(2-fluorophenyl)pyrimidin-2-yl)-N,3-dimethyl-1H-indole-6-carboxamide	432.2
117	(1-(5-(2-fluorophenyl)pyrimidin-2-yl)-3-methyl-1H-indol-6-yl)(thiomorpholino)methanone	433.1
118	1-(5-(2-fluorophenyl)pyrimidin-2-yl)-N,3-dimethyl-N-(pyridin-4-yl)-1H-indole-6-carboxamide	438.2
119	1-(5-(2-fluorophenyl)pyrimidin-2-yl)-3-methyl-N-(pyridin-4-ylmethyl)-1H-indole-6-carboxamide	438.2
120	1-(5-(2-fluorophenyl)pyrimidin-2-yl)-N-(furan-2-ylmethyl)-N,3-dimethyl-1H-indole-6-carboxamide	441.2
121	(R)-(3-(dimethylamino)pyrrolidin-1-yl)(1-(5-(2-fluorophenyl)pyrimidin-2-yl)-3-methyl-1H-indol-6-yl)methanone	444.2
122	(4-ethylpiperazin-1-yl)(1-(5-(2-fluorophenyl)pyrimidin-2-yl)-3-methyl-1H-indol-6-yl)methanone	444.2
123	(1-(5-(2-fluorophenyl)pyrimidin-2-yl)-3-methyl-1H-indol-6-yl)(4-methyl-1,4-diazepan-1-yl)methanone	444.2
124	1-(5-(2-fluorophenyl)pyrimidin-2-yl)-3-methyl-N-(1-methylpiperidin-4-yl)-1H-indole-6-carboxamide	444.2
125	(2,6-dimethylmorpholino)(1-(5-(2-fluorophenyl)pyrimidin-2-yl)-3-methyl-1H-indol-6-yl)methanone (Isomer 1)	445.2
126	(2,6-dimethylmorpholino)(1-(5-(2-fluorophenyl)pyrimidin-2-yl)-3-methyl-1H-indol-6-yl)methanone (Isomer 2)	445.2
127	(S)-(1-(5-(2-fluorophenyl)pyrimidin-2-yl)-3-methyl-1H-indol-6-yl)(2-(methoxymethyl)pyrrolidin-1-yl)methanone	445.2
128	(1-(5-(2-fluorophenyl)pyrimidin-2-yl)-3-methyl-1H-indol-6-yl)(2-(hydroxymethyl)piperidin-1-yl)methanone	445.2
129	(1-(5-(2-fluorophenyl)pyrimidin-2-yl)-3-methyl-1H-indol-6-yl)(4-(hydroxymethyl)piperidin-1-yl)methanone	445.2

Cpd No.	Name	Mass peak [M+H] ⁺
130	(1-(5-(2-fluorophenyl)pyrimidin-2-yl)-3-methyl-1H-indol-6-yl)(4-methoxypiperidin-1-yl)methanone	445.2
131	1-(5-(2-fluorophenyl)pyrimidin-2-yl)-N,3-dimethyl-N-(tetrahydro-2H-pyran-4-yl)-1H-indole-6-carboxamide	445.2
132	1-(5-(2-fluorophenyl)pyrimidin-2-yl)-3-methyl-N-((tetrahydro-2H-pyran-4-yl)methyl)-1H-indole-6-carboxamide	445.2
133	(1-(5-(2-fluorophenyl)pyrimidin-2-yl)-3-methyl-1H-indol-6-yl)(2-oxa-7-azaspiro[3.5]nonan-7-yl)methanone	457.2
134	3-(4-(1-(5-(2-fluorophenyl)pyrimidin-2-yl)-3-methyl-1H-indole-6-carbonyl)piperazin-1-yl)propanenitrile	469.2
135	1-(4-(1-(5-(2-fluorophenyl)pyrimidin-2-yl)-3-methyl-1H-indole-6-carbonyl)piperazin-1-yl)ethanone	458.2
136	1-(5-(2-fluorophenyl)pyrimidin-2-yl)-3-methyl-N-(2-(2-oxopyrrolidin-1-yl)ethyl)-1H-indole-6-carboxamide	458.2
137	(1-(5-(2-fluorophenyl)pyrimidin-2-yl)-3-methyl-1H-indol-6-yl)(4-(2-hydroxyethyl)piperazin-1-yl)methanone	460.2
138	methyl 3-(1-(5-(2-fluorophenyl)pyrimidin-2-yl)-3-methyl-1H-indole-6-carboxamido)propanoate	433.2
139	N-(3-(dimethylamino)-3-oxopropyl)-1-(5-(2-fluorophenyl)pyrimidin-2-yl)-3-methyl-1H-indole-6-carboxamide	446.2
140	(1-(5-(2-fluorophenyl)pyrimidin-2-yl)-3-methyl-1H-indol-6-yl)(2-oxa-6-azaspiro[3.5]nonan-6-yl)methanone	457.2

Synthesis example 141: (1-(5-(4-Methoxypyridin-2-yl)pyrimidin-2-yl)-3-(methylsulfinyl)-1H-indol-6-yl)(morpholino)methanone (Compound No. 141)

141a) (3-(Methylthio)-1-(5-(4,4,5,5-tetramethyl-1,3,2-dioxaborolan-2-yl)pyrimidin-2-yl)-1H-indol-6-yl)(morpholino)methanone

Bis(pinacolato)diboron (322 mg, 1.27 mmol, 1.1 eq), potassium acetate (339 mg, 3.464 mmol, 3.0 eq), and PdCl₂(dppf) (94.2 mg, 0.115 mmol, 0.1 eq) were added at room temperature to a solution of (1-(5-bromopyrimidin-2-yl)-3-(methylthio)-1H-indol-6-yl)(morpholino)methanone (500 mg, 1.154 mmol, 1.0 eq) in 1,4-dioxane (10 mL) stirred under an argon atmosphere. The reaction mixture was stirred for 16 h at 100°C, then cooled to room temperature and filtered through a pad of celite. The celite was

rinsed with dichloromethane (20 mL) and the filtrate was evaporated. The crude product (500 mg) was so obtained as dark brown oil and used for the next step without further purification.

141b) (1-(5-(4-Methoxypyridin-2-yl)pyrimidin-2-yl)-3-(methylthio)-1H-indol-6-yl)(morpholino)methanone

2-Bromo-4-methoxypyridine (215 mg, 1.145 mmol, 1.1 eq), potassium carbonate (431 mg, 3.124 mmol, 3.0 eq) and PdCl₂(dppf) (85 mg, 0.104 mmol, 0.1 eq) were added at room temperature and under an inert atmosphere to a solution of the raw product from 141a) (500 mg, 1.041 mmol, 1.0 eq) in DMF (10 mL). The reaction mixture was stirred at 100°C for 3 h and then cooled to room temperature. For the work up, the mixture was diluted with ethyl acetate (20 mL), washed with water (2 x 20 mL) and brine, and dried over anhydrous sodium sulfate. The solvents were removed under reduced pressure and the remnant was purified by column chromatography [100-200 mesh silica gel; 5% methanol in dichloromethane]. White solid. Yield: 200 mg (41% of theory over two steps)

¹H NMR (400 MHz, DMSO-d₆, δ ppm): 9.53 (s, 2H), 8.90 (s, 1H), 8.55 (d, J = 5.5 Hz, 1H), 8.35 (s, 1H), 7.78-7.63 (m, 2H), 7.38 (d, J = 8.2 Hz, 1H), 7.06-7.04 (m, 1H), 3.95 (s, 3H), 3.72-3.4 (m, 8H), 2.55 (s, 3H).

141c) (1-(5-(4-Methoxypyridin-2-yl)pyrimidin-2-yl)-3-(methylsulfinyl)-1H-indol-6-yl)(morpholino)methanone

m-Chloroperoxybenzoic acid (65%; 91.6 mg, 0.345 mmol, 0.8 eq.) was added at 0°C to a stirred solution of the product 141b) (200 mg, 0.432 mmol, 1.0 eq) in dichloromethane (10 mL). Stirring was continued at this temperature for 30 min and the reaction mixture was then diluted with dichloromethane (10 mL), washed with saturated sodium hydrogen carbonate solution and brine, and dried over sodium sulfate. The solvent was removed under reduced pressure and the residue was purified by column chromatography [100-200 mesh silica gel; methanol / ethyl acetate = 1:9]. White solid. Yield 70 mg (34% of theory). Melting range: 216-220°C. HPLC (method 6): R_t = 7.24 min. Mass spectroscopy: m/z: [M+H]⁺ = 478.2.

¹H NMR (400 MHz, DMSO-d₆, δ ppm): 9.57 (s, 2H), 8.93 (s, 1H), 8.77 (s, 1H), 8.55 (d, J = 5.7 Hz, 1H), 8.02 (d, J = 8.1 Hz, 1H), 7.75 (s, 1H), 7.42-7.39 (m, 1H), 7.06-7.03 (m, 1H), 3.93 (s, 3H), 3.71-3.43 (m, 8H), 3.05 (s, 3H).

The compounds nos. 142 to 147 were synthesized analogously to synthesis example 141a)

Compound No. 142: (1-(5-(4-Methylpyridin-2-yl)pyrimidin-2-yl)-3-(methylsulfinyl)-1H-indol-6-yl)(morpholino)methanone (synthesis example 142)

White solid. Yield: 90 mg (57% of theory for the last step). Melting range: 167-171°C. HPLC (method 6): R_t = 8.61 min. Mass spectroscopy: m/z: [M+H]⁺ = 462.2

-156-

¹H NMR (400 MHz, DMSO-d₆, δ ppm): 9.34 (s, 2H), 9.09 (s, 1H), 8.84 (s, 1H), 8.61 (d, J = 5.2 Hz, 1H), 8.01 (d, J = 8.1, 1H), 7.59 (s, 1H), 7.43-7.40 (m, 1H), 7.19-7.17 (m, 1H), 3.91-3.62 (m, 8H), 3.07 (s, 3H), 2.48 (s, 3H).

Compound No. 143: (1-(5-(2-Hydroxypyridin-4-yl)pyrimidin-2-yl)-3-(methylsulfinyl)-1H-indol-6-yl)(morpholino)methanone (synthesis example 143)

Pale brown solid. Yield: 50 mg (9% over the last three steps). Melting range: 262-265°C. HPLC (method 6): R_t = 6.75 min. Mass spectroscopy: m/z: [M+H]⁺ = 464.1.

¹H NMR (400 MHz, DMSO-d₆, δ ppm): 11.75 (s, 1H), 9.33 (s, 2H), 8.93 (s, 1H), 8.76 (s, 1H), 8.04 (d, J = 8.4 Hz, 1H), 7.56 (d, J = 6.8 Hz, 1H), 7.43 (d, J = 7.6 Hz, 1H), 6.86 (s, 1H), 6.74-6.72 (d, J = 6.4 Hz, 1H), 3.72-3.48 (m, 8H), 3.0 (s, 3H).

Compound No. 144: (3-(Methylsulfinyl)-1-(5-(pyridazin-3-yl)pyrimidin-2-yl)-1H-indol-6-yl)(morpholino)methanone (synthesis example 144)

White solid. Yield: 70 mg (33% of theory for the last step). Melting range: 261-265°C. HPLC (method 6): R_t = 7.24 min. Mass spectroscopy: m/z: [M+H]⁺ = 449.2.

¹H NMR (400 MHz, DMSO-d₆, δ ppm): 9.65 (s, 2H), 9.31 (d, J = 5.2, 1H), 8.95 (s, 1H), 8.80 (s, 1H), 8.43 (d, J = 8.7, 1H), 8.03 (d, J = 8.1 Hz, 1H), 7.92-7.88 (m, 1H), 7.42 (d, J = 8.1, 1H), 3.71-3.43 (m, 8H), 3.06 (s, 3H).

Compound No. 145: (3-(Methylsulfinyl)-1-(5-(thiazol-4-yl)pyrimidin-2-yl)-1H-indol-6-yl)(morpholino)methanone (synthesis example 145)

White solid. Yield: 100 mg (48% of theory for the last step). Melting range: 254-257°C. HPLC (method 6): R_t = 7.96 min. Mass spectroscopy: m/z: [M+H]⁺ = 454.1

¹H NMR (400 MHz, DMSO-d₆, δ ppm): 9.50 (s, 2H), 9.35 (d, J = 1.6 Hz, 1H), 8.93 (s, 1H), 8.77 (s, 1H), 8.50 (d, J = 1.6 Hz, 1H), 8.04 (d, J = 8.0 Hz, 1H), 7.43-7.41 (m, 1H), 3.73-3.48 (m, 8H), 3.07 (s, 3H).

Compound No. 146: (1-(5-(5-Amino-2-fluorophenyl)pyrimidin-2-yl)-3-(methylsulfinyl)-1H-indol-6-yl)(morpholino)methanone (synthesis example 146)

White solid. Yield: 100 mg (48% of theory for the last step). Melting range: 188-192°C. HPLC (method 6): R_t = 8.27 min. Mass spectroscopy: m/z: [M+H]⁺ = 480.3

¹H NMR (400 MHz, DMSO-d₆, δ ppm): 9.08 (s, 2H), 8.92 (s, 1H), 8.77 (s, 1H), 8.04 (d, J = 8.4 Hz, 1H), 7.42 (dd, J = 8.4, 1.4 Hz, 1H), 7.10-7.05 (m, 1H), 6.82-6.79 (m, 1H), 6.69-6.67 (m, 1H), 5.18 (s, 2H), 3.81-3.48 (m, 8H), 3.07 (s, 3H).

Compound No. 147: (1-(5-(4-Hydroxypyridin-2-yl)pyrimidin-2-yl)-3-(methylsulfinyl)-1H-indol-6-yl)(morpholino)methanone (synthesis example 147)

White solid. Yield: 67 mg. Melting range: 272-276°C. HPLC (method 6): $R_t = 6.645$ min. Mass spectroscopy: m/z : $[M-H]^+ = 462.1$

1H NMR (400 MHz, DMSO- d_6 , δ ppm): 10.99 (bs, 1H), 9.49 (s, 2H), 8.95 (s, 1H), 8.79 (s, 1H), 8.41 (s, 1H), 8.04 (d, $J = 8.4$ Hz, 1H), 7.59-7.34 (m, 2H), 6.84 (s, 1H), 3.72-3.41 (m, 8H), 3.08 (s, 3H).

Synthesis example 148: (1-(5-(1-Methyl-1H-pyrazol-4-yl)pyrimidin-2-yl)-3-(methylsulfinyl)-1H-indol-6-yl)(morpholino)methanone (Compound No. 148)

148a) (1-(5-(1-Methyl-1H-pyrazol-4-yl)pyrimidin-2-yl)-3-(methylthio)-1H-indol-6-yl)(morpholino)methanone

Potassium carbonate (254 mg, 1.846 mmol, 2.0 eq), $Pd_2(dba)_3$ (84 mg, 0.0923 mmol, 0.1eq) and tri-tert-butylphosphonium tetrafluoroborate (13 mg, 0.046 mmol, 0.05 eq) were added to a solution of (1-(5-bromopyrimidin-2-yl)-3-(methylthio)-1H-indol-6-yl)(morpholino)methanone (400 mg, 0.923 mmol, 1.0 eq) and (1-methyl-1H-pyrazol-4-yl)boronic acid (140 mg, 1.108 mmol, 1.2 eq) in THF/water (20 mL, 4:1) stirred under an argon atmosphere at 30°C. The reaction mixture was stirred at the same temperature for 2 h and the cooled to ambient temperature and diluted with ethyl acetate (10 mL). The mixture was filtered through a pad of celite, washed with water, dried over sodium sulfate and evaporated. The residue was purified by column chromatography [100-200 mesh, 2% methanol in dichloromethane]. White solid. Yield: 380 mg (95% of theory)

1H NMR (400 MHz, DMSO- d_6 , δ ppm): 9.13 (s, 2H), 8.84 (s, 1H), 8.33 (d, $J = 7.8$ Hz, 2H), 8.07 (s, 1H), 7.69 (d, $J = 8.1$ Hz, 1H), 7.36-7.34 (m, 1H), 3.92 (s, 3H), 3.80-3.60 (m, 8H), 2.53 (s, 3H).

148b) (1-(5-(1-Methyl-1H-pyrazol-4-yl)pyrimidin-2-yl)-3-(methylsulfinyl)-1H-indol-6-yl)(morpholino)methanone

The compound obtained in 148a) (380 mg, 0.921 mmol, 1.0 eq) was oxidized with m-chloroperoxybenzoic acid in analogy to the instructions from 141c). White solid. Yield: 150 mg (36% of theory). Melting range: 208-212°C. HPLC (method 6): $R_t = 7.51$ min. Mass spectroscopy: m/z : $[M+H]^+ = 451.2$.

1H NMR (400 MHz, DMSO- d_6 , δ ppm): 9.19 (s, 2H), 8.89 (s, 1H), 8.74 (s, 1H), 8.38 (s, 1H), 8.11 (s, 1H), 8.02 (d, $J = 8.1$ Hz, 1H), 7.41 (dd, $J = 8.1, 1.5$ Hz, 1H), 3.92 (s, 3H), 3.80-3.60 (m, 8H), 3.07 (s, 3H).

The compound nos. 149 and 150 were obtained analogously to synthesis example 148:

Compound No. 149: (1-(5-(3-Hydroxyphenyl)pyrimidin-2-yl)-3-(methylsulfinyl)-1H-indol-6-yl)(morpholino)methanone (synthesis example 149)

Pale brown solid. Yield: 100 mg (48% of theory for the last step). Melting range: 249-253°C. HPLC (method 6): $R_t = 8.16$ min. Mass spectroscopy: m/z : $[M-H]^+ = 461.1$

1H NMR (400 MHz, DMSO- d_6 , δ ppm): 9.72 (s, 1H), 9.22 (s, 2H), 8.94 (s, 1H), 8.77 (s, 1H), 8.03 (d, $J = 8.4$, 1H), 7.45-7.32 (m, 2H), 7.29-7.26 (m, 1H), 7.22-7.20 (m, 1H), 6.91-6.88 (m, 1H), 3.71-3.40 (m, 8H), 3.08 (s, 3H).

Example 150: (1-(5-(3-Fluoropyridin-4-yl)pyrimidin-2-yl)-3-(methylsulfinyl)-1H-indol-6-yl)(morpholino)methanone (synthesis example 150)

Different to the instructions from procedure 141c), the oxidation step with m-chloroperoxybenzoic acid as oxidizing reagent was carried out at -30°C (30 min). White solid. Yield: 140 mg (31% of theory for the last step). Melting range: 241-244°C. HPLC (method 6): $R_t = 7.77$ min. Mass spectroscopy: m/z : $[M+H]^+ = 465.9$

1H NMR (400 MHz, DMSO- d_6 , δ ppm): 9.31 (s, 2H), 8.94 (s, 1H), 8.79 (s, 2H), 8.63 (d, $J = 4.8$ Hz, 1H), 8.05 (d, $J = 8.1$ Hz, 1H), 7.93-7.82 (m, 1H), 7.45-7.42 (m, 1H), 3.81-3.41 (m, 8H), 3.08 (s, 3H).

The compounds nos. 151 to 153 were synthesized from 4-(1-(5-bromopyrimidin-2-yl)-3-(methylthio)-1H-indole-6-carbonyl)piperazin-2-one in two steps comprising a Suzuki reaction and an oxidation according to the instructions of procedure 148a) and general procedure 3, respectively.

Compound No. 151: 4-(3-(Methylsulfonyl)-1-(5-(m-tolyl)pyrimidin-2-yl)-1H-indole-6-carbonyl)piperazin-2-one (synthesis example 151)

White solid. Yield: 65 mg (24% of theory over 2 steps). Melting range: 283-287°C. HPLC (method 6): $R_t = 9.55$ min. Mass spectroscopy: m/z : $[M+H]^+ = 490.1$

1H NMR (400 MHz, DMSO- d_6 , δ ppm): 9.32 (s, 2H), 8.97 (s, 1H), 8.91 (s, 1H), 8.12 (s, 1H), 8.02 (d, $J = 8.4$ Hz, 1H), 7.74-7.72 (m, 1H), 7.68 (d, $J = 7.6$ Hz, 1H), 7.55 (d, $J = 8.0$, 1H), 7.86-7.44 (m, 1H), 7.32 (d, $J = 7.6$ Hz, 1H), 4.31-3.95 (m, 2H), 3.65-3.45 (m, 2H), 3.39 (s, 3H), 3.25 (s, 2H), 2.42 (s, 3H).

Compound No. 152: 4-(1-(5-(2-Fluoro-5-methoxyphenyl)pyrimidin-2-yl)-3-(methylsulfonyl)-1H-indole-6-carbonyl)piperazin-2-one (synthesis example 152)

White solid. Yield: 65 mg. Melting range: 293-295°C. HPLC (method 6): $R_t = 9.28$ min. Mass spectroscopy: m/z : $[M+H]^+ = 524.3$

-159-

¹H NMR (400 MHz, DMSO-d₆, δ ppm): 9.24 (s, 2H), 8.97 (s, 1H), 8.92 (s, 1H), 8.14 (s, 1H), 8.02 (d, J = 8.2 Hz, 1H), 7.55 (d, J = 8.3 Hz, 1H), 7.42-7.25 (m, 2H), 7.10-7.08 (m, 1H), 4.16-4.02 (m, 2H), 3.84 (s, 3H), 3.60-3.54 (m, 2H), 3.40 (s, 3H), 3.31-3.27 (m, 2H).

Compound No. 153: 4-(1-(5-(3-Methoxyphenyl)pyrimidin-2-yl)-3-(methylsulfonyl)-1H-indole-6-carbonyl)piperazin-2-one (synthesis example 153)

White solid. Yield: 90 mg (28% of theory over 2 steps). Melting range: 270-273°C. HPLC (method 6): R_t = 9.21 min. Mass spectroscopy: m/z: [M+H]⁺ = 506.1

¹H NMR (400 MHz, DMSO-d₆, δ ppm): 9.35 (s, 2H), 8.98 (s, 1H), 8.91 (s, 1H), 8.09-8.14 (m, 1H), 8.02 (d, J = 8.4 Hz, 1H), 7.54 (d, J = 8.0 Hz, 1H), 7.51-7.40 (m, 3H), 7.06-7.09 (m, 1H), 4.20-4.02 (m, 2H), 3.87 (s, 3H), 3.90-3.52 (m, 2H), 3.39 (s, 3H), 3.29 (s, 2H).

Example 154 and 155: (3-(Methylsulfinyl)-1-(5-(m-tolyl)pyrimidin-2-yl)-1H-indol-6-yl)(morpholino)methanone (faster and slower eluting enantiomer)

Racemic (3-(methylsulfinyl)-1-(5-(m-tolyl)pyrimidin-2-yl)-1H-indol-6-yl)(morpholino)methanone was prepared from methyl 1-(5-bromopyrimidin-2-yl)-3-(methylthio)-1H-indole-6-carboxylate (2.0 g, 5.30 mmol) in analogy to the experimental procedures detailed for synthesis examples 157/158. Yield: 1.2 g (racemate)

HPLC-MS (method 5): R_t = 2.99 min; m/z [M+H]⁺ = 461

The racemate (0.7 g) was separated into its single enantiomers via chiral preparative HPLC (column: YMC-ActusChiral Amylose-C IC 250 x 20 mm, 5 μm; mobile phase: ethanol/ diethylamine = 100/0.1).

Faster eluting enantiomer (example 154):

Yield: 0.30 g

¹H NMR (400 MHz, DMSO-d₆, δ ppm): 9.21 (s, 2 H), 8.95 (s, 1 H), 8.78 (s, 1 H), 8.05 (d, 1H, J = 8.2 Hz), 7.71 (s, 1 H), 7.68 (d, 1 H, J = 7.6 Hz), 7.47-7.41(m, 2 H), 7.32 (d, 1H, J = 7.1 Hz), 3.64 (s, 8 H), 3.08 (s, 3 H), 2.42 (s, 3H).

Slower eluting enantiomer (example 155):

Yield: 0.18 g

¹H NMR (400 MHz, DMSO-d₆, δ ppm): 9.29 (s, 2 H), 8.95 (s, 1 H), 8.78 (s, 1 H), 8.05 (d, 1H, J = 8.1 Hz), 7.71-7.66 (m, 2 H), 7.47-7.41 (m, 2 H), 7.32-7.30 (d, 1 H, J = 7.6 Hz), 3.64 (s, 8 H), 3.08 (s, 3 H), 2.42 (s, 3 H).

Example 156: (3-(Methylsulfonyl)-1-(5-(m-tolyl)pyrimidin-2-yl)-1H-indol-6-yl)(morpholino) methanone

Prepared from 3-methanesulfinyl-1-(5-m-tolyl-pyrimidin-2-yl)-1H-indol-6-yl]-morpholin-4-yl-methanone (0.25 g, 0.54 mmol) through oxidation with m-chloroperoxybenzoic acid. White solid. Yield: 0.16 g (62% of theory)

HPLC-MS (method 5): $R_t = 3.28$ min; m/z $[M+H]^+ = 477.1$

1H NMR (400 MHz, DMSO- d_6 , 100°C, δ ppm): 9.26 (s, 2H), 8.94 (s, 1H), 8.9 (s, 1H), 8.03 (d, 1H, $J = 8.0$ Hz), 7.69-7.64 (m, 2H), 7.51-7.44 (m, 2H), 7.33 (d, 1H, $J = 8.0$ Hz), 3.67-3.6 (m, 8H), 3.35 (s, 3H), 2.42 (s, 3H).

Example 157 and 158: (1-(5-(3-Methoxyphenyl)pyrimidin-2-yl)-3-(methylsulfinyl)-1H-indol-6-yl)(morpholino)methanone (faster and slower eluting enantiomer)

a) Methyl 1-(5-(3-methoxyphenyl)pyrimidin-2-yl)-3-(methylthio)-1H-indole-6-carboxylate

Tetrakis(triphenylphosphine)palladium(0) (0.23 g, 0.20 mmol) and a 2M solution of sodium carbonate (8 mL) were added at room temperature and under an argon atmosphere to methyl 1-(5-bromopyrimidin-2-yl)-3-(methylthio)-1H-indole-6-carboxylate (3.0 g, 7.96 mmol) in DME (50 mL). The addition of 3-methoxy phenyl boronic acid (1.53 g, 9.94 mmol) and ethanol (50 mL) followed 10 min later, and the resulting mixture was heated at 90°C for 5 h. The reaction mixture was then cooled to room temperature and filtered through a pad of celite. The filtrate was concentrated and the residue was purified by flash column chromatography [silica; ethyl acetate/hexane = 3:7]. Yellow solid. Yield: 2.6 g (80% of theory)

HPLC-MS (method 5): $R_t = 2.57$ min; m/z $[M+H]^+ = 406$

b) Methyl 1-(5-(3-methoxyphenyl)pyrimidin-2-yl)-3-(methylsulfinyl)-1H-indole-6-carboxylate

m-Chloroperoxybenzoic acid (77%, 1.29 g, 5.77 mmol) in dichloromethane (10 mL) was added at 0°C to a solution of the product from the aforementioned reaction (2.6 g, 6.41 mmol) in dichloromethane (170 mL) and the reaction mixture was stirred at room temperature for 2 h. Saturated sodium hydrogen carbonate solution was added at 0°C, and the aqueous phase was separated and extracted with dichloromethane (2 x 50 mL). The combined organic layers were washed with brine, dried over sodium sulfate and concentrated. The remnant was purified by flash column chromatography [silica; dichloromethane with 2.5% methanol]. Yellow solid. Yield: 2.0 g (74% of theory)

HPLC-MS (method 5): $R_t = 3.25$ min; m/z $[M+H]^+ = 422$

c) 1-(5-(3-Methoxyphenyl)pyrimidin-2-yl)-3-(methylsulfinyl)-1H-indole-6-carboxylic acid

-161-

Lithium hydroxide monohydrate (0.59 g, 14.25 mmol) was added at room temperature to a solution of the sulfoxide b) (2.0 g, 4.75 mmol) in THF/water (1:1, 40 mL) and the reaction mixture was stirred at this temperature for 18 h. The mixture was concentrated, then diluted with water (20 mL) and washed with ethyl acetate (2 x 30 mL). The aqueous phase was acidified with sodium hydrogen sulfate to a pH value of 2 and extracted with THF (3 x 30 mL). The combined organic layers were dried over sodium sulfate and the solvent was removed under vacuum. Yellow solid. Yield: 1.7 g (88% of theory)

HPLC-MS (method 5): $R_t = 2.46$ min; m/z $[M+H]^+ = 408$

d) (1-(5-(3-Methoxyphenyl)pyrimidin-2-yl)-3-(methylsulfonyl)-1H-indol-6-yl)(morpholino)methanone

HATU (2.23 g, 5.89 mmol), diisopropylethylamine (3.25 mL, 19.64 mmol) and morpholine (0.5 mL, 5.89 mmol) were added at 0°C to a solution the carboxylic acid obtained in the above mentioned reaction (2.0, 4.91 mmol) in dry dichloromethane (30 mL). The reaction mixture was stirred at room temperature for 16 h and then diluted with dichloromethane (50 mL). The mixture was successively washed with saturated ammonium chloride solution, saturated sodium hydrogen carbonate solution and brine. The combined organic layers were dried over sodium sulfate, the solvent was distilled off, and the residue was purified by flash column chromatography [silica, dichloromethane with 2% methanol], followed by trituration with ether/hexane (1:2). Yield: 1.4 g (60% of theory, racemate)

HPLC-MS (method 5): $R_t = 2.88$ min; m/z $[M+H]^+ = 477$

The single enantiomers were derived from the racemate (0.7 g) through chiral preparative HPLC (column: Chiralpak IC, 250 x 20 mm, 5 μ m; mobile phase: dichloromethane/isopropyl alcohol /diethylamine = 90/10/0.1)

Slower eluting enantiomer (example 157):

Yield: 0.24 g

^1H NMR (400 MHz, DMSO- d_6 , δ ppm): 9.31 (s, 2H), 8.95 (s, 1H), 8.77 (s, 1H), 8.05 (d, 1H, $J = 8.0$ Hz), 7.48-7.41 (m, 4H), 7.07 (d, 1H, $J = 7.2$ Hz), 3.87 (s, 3H), 3.64 (s, 8H), 3.08 (s, 3H).

Faster eluting enantiomer (example 158):

Yield: 0.25 g

^1H NMR (400 MHz, DMSO- d_6 , δ ppm): 9.31 (s, 2H), 8.94 (s, 1H), 8.77 (s, 1H), 8.05 (d, 1H, $J = 8.0$ Hz), 7.48-7.41 (m, 4H), 7.07 (d, 1H, $J = 7.6$ Hz), 3.87 (s, 3H), 3.64 (s, 8H), 3.08 (s, 3H).

Example 159: (1-(5-(3-Methoxyphenyl)pyrimidin-2-yl)-3-(methylsulfonyl)-1H-indol-6-yl)(morpholino)methanone

-162-

Prepared from methyl 1-(5-(3-methoxyphenyl)pyrimidin-2-yl)-3-(methylthio)-1H-indole-6-carboxylate in three chemical steps comprising an oxidation with m-chloroperoxybenzoic acid, a saponification of the methyl ester with lithium hydroxide and an amide coupling with HATU as reagent. White solid. Yield: 0.10 g (58% of theory)

HPLC-MS (method 4): $R_t = 3.12$ min; m/z $[M+H]^+ = 493.0$

1H NMR (400 MHz, DMSO- d_6 , 100°C, δ ppm): 9.29 (s, 2H), 8.94 (s, 1H), 8.9 (s, 1H), 8.03 (d, 1H, $J = 8.0$ Hz), 7.51-7.43 (m, 4H), 7.09 (d, 1H, $J = 8.0$ Hz), 3.90 (s, 3H), 3.67-3.58 (m, 8H), 3.35 (s, 3H).

Example 160 and 161: (1-(5-(2-Fluoro-5-methoxyphenyl)pyrimidin-2-yl)-3-(methylsulfinyl)-1H-indol-6-yl)(morpholino)methanone (faster and slower eluting enantiomer)

Racemic (1-(5-(2-fluoro-5-methoxyphenyl)pyrimidin-2-yl)-3-(methylsulfinyl)-1H-indol-6-yl)(morpholino)methanone was prepared in four chemical steps from methyl 1-(5-bromopyrimidin-2-yl)-3-(methylthio)-1H-indole-6-carboxylate (3.0 g, 7.98 mmol) in analogy to the procedures of synthesis examples 157/158. White solid. Yield: 1.0 g (racemate)

HPLC-MS (method 5): $R_t = 2.99$ min; m/z $[M+H]^+ = 495.2$

The single enantiomers were obtained from the racemate (0.6 g) via chiral preparative HPLC (column: Chiralpak IC, 250 x 20 mm, μm ; mobile phase: dichloromethane/isopropyl alcohol /diethylamine = 90/10/0.1).

Slower eluting enantiomer (example 160):

Yield: 0.22 g

1H NMR (400 MHz, DMSO- d_6 , δ ppm): 9.20 (s, 2 H), 8.94 (s, 1 H), 8.78 (s, 1 H), 8.06 (d, 1H, $J = 8.0$ Hz), 7.44-7.41 (d, 1 H, $J = 8.0$ Hz), 7.36 (s, 1 H), 7.34-7.32 (m, 1 H), 7.09 (m, 1H), 3.84 (s, 3 H), 3.63 (s, 8 H), 3.08 (s, 3 H)

Faster eluting enantiomer (example 161):

Yield: 0.18 g

1H NMR (400 MHz, DMSO- d_6 , δ ppm): 9.20 (s, 2 H), 8.94 (s, 1 H), 8.78 (s, 1 H), 8.06 (d, 1H, $J = 8.0$ Hz), 7.44-7.32 (m, 3 H), 7.09-7.07 (m, 1 H), 3.84 (s, 3 H), 3.63 (s, 8 H), 3.08 (s, 3 H).

Example 162: (1-(5-(2-Fluoro-5-methoxyphenyl)pyrimidin-2-yl)-3-(methylsulfonyl)-1H-indol-6-yl)(morpholino)methanone

Prepared from methyl 1-(5-(2-fluoro-5-methoxyphenyl)pyrimidin-2-yl)-3-(methylthio)-1H-indole-6-carboxylate in an analogous manner as synthesis example 159. Yield: 0.11 g

-163-

HPLC-MS (method 5): $R_t = 3.18$ min; m/z $[M+H]^+ = 511.2$

1H NMR (400 MHz, DMSO- d_6 , 100°C, δ ppm): 9.19 (s, 2 H), 8.93 (d, 2 H, $J = 8.0$ Hz), 8.78 (s, 1 H), 8.03 (d, 1H, $J = 8.0$ Hz), 7.51 (d, 1 H, $J = 8.0$ Hz), 7.32 (d, 2 H, $J = 12.0$ Hz), 7.10 (d, 1H, $J = 8.0$ Hz), 3.87 (s, 3 H), 3.67-3.58 (m, 8 H), 3.35 (s, 3 H).

Example 163 and 164: (3-(Methylsulfinyl)-1-(5-phenylpyrimidin-2-yl)-1H-indol-6-yl)(morpholino)methanone (slower and faster eluting enantiomer)

a) (1-(5-Bromopyrimidin-2-yl)-3-(methylsulfinyl)-1H-indol-6-yl)(morpholino)methanone

m-Chloroperoxybenzoic acid (77%, 2.10 g, 9.42 mmol) in dichloromethane (20 mL) was added at 0°C to a solution of (1-(5-bromopyrimidin-2-yl)-3-(methylthio)-1H-indol-6-yl)(morpholino) methanone (4.8 g, 11.08 mmol) in dry dichloromethane (300 mL). The mixture was stirred at room temperature for 3 h and then poured onto saturated sodium sulfite solution. The organic layer was separated after stirring for 15 min and washed with saturated sodium hydrogen carbonate solution and brine. The organic phase was dried over sodium sulfate and concentrated and the remnant was purified by flash column chromatography [dichloromethane with 2.5% methanol]. White solid. Yield: 3.2 g

HPLC-MS (method 4): $R_t = 2.71$ min; m/z $[M+H]^+ = 448.8 / 450.8$

b) (3-(Methylsulfinyl)-1-(5-phenylpyrimidin-2-yl)-1H-indol-6-yl)(morpholino)methanone

Tetrakis(triphenylphosphine)palladium(0) (66 mg, 0.057 mmol) was added under an argon atmosphere to a solution of the pyrimidyl bromide obtained in the preceding conversion a) (1.0 g, 2.29 mmol) in DME (20 mL) and 2M sodium carbonate solution (2.3 mL). Phenyl boronic acid (0.35 g, 2.88 mmol) and ethanol (20 mL) were added and the resulting mixture was heated at 90°C for 3 h. The reaction mixture was then filtered through a pad of celite bed and the filter was washed with dichloromethane (2 x 50 mL). The filtrate was concentrated and the residue was purified by flash column chromatography [silica; dichloromethane with 2% methanol]. White solid. Yield: 0.8 g (78% of theory, racemate)

HPLC-MS (method 5): $R_t = 2.98$ min; m/z $[M+H]^+ = 447.2$

The racemic compound (0.8 g) was submitted to chiral preparative HPLC (column: Chiralpak IA, 250 x 20 mm, 5 μ m; mobile phase: hexane/ethyl acetate/ethanol/diethylamine = 50/25/25/0.1) in order to obtain its single enantiomers.

Slower eluting enantiomer (example 163):

Yield: 0.22 g

-164-

¹H NMR (400 MHz, DMSO-d₆, δ ppm): 9.31 (s, 2H), 8.95 (s, 1H), 8.78 (s, 1H), 8.05 (d, 1H, J = 8.0 Hz), 7.9-7.88 (m, 2H), 7.59-7.41 (m, 4H), 3.64 (bs, 8H), 3.08 (s, 3H).

Faster eluting enantiomer (example 164):

Yield: 0.28 g

¹H NMR (400 MHz, DMSO-d₆, δ ppm): 9.31 (s, 2H), 8.95 (s, 1H), 8.78 (s, 1H), 8.05 (bs, 1H), 7.88 (bs, 2H), 7.57-7.41 (m, 4H), 3.64 (bs, 8H), 3.08 (s, 3H).

Example 165 and 166: (1-(5-(2-Fluorophenyl)pyrimidin-2-yl)-3-(methylsulfinyl)-1H-indol-6-yl)(morpholino)methanone (faster and slower eluting enantiomer)

800 mg of the racemate were separated into the single enantiomers via SFC using a chiral HPLC column. For the determination of the enantiomeric purity the following analytical method was used: column: Chiracel OJ-H 4.6 x 250 mm, 5 μm; injection volume = 6 μL; column temperature: 25°C; co-solvent: methanol with 0.5% diethylamine; amount of co-solvent: 20%; flow rate: 3 g/min; pressure: 100 bar.

Faster eluting enantiomer (example 165):

White solid. Yield: 304 mg. Melting range: 219-222°C

Mass spectroscopy: m/z: [M+H]⁺ = 464.9

Enantiomeric excess determined by analytical SFC: 99.9% (R_t = 6.68 min; detection at 314 nm)

¹H NMR (400 MHz, DMSO-d₆, δ ppm): 9.20 (s, 2H), 8.95 (s, 1H), 8.79 (s, 1H), 8.05 (d, J = 8.0 Hz, 1H), 7.83-7.70 (m, 1H), 7.59-7.54 (m, 1H), 7.50-7.35 (m, 2H), 3.85-3.43 (m, 8H), 3.08 (s, 3H).

Slower eluting enantiomer (example 166):

White solid. Yield: 337 mg. Melting range: 217-220°C

Mass spectroscopy: m/z: [M+H]⁺ = 465.0

Enantiomeric excess determined by analytical SFC: 99.7% (R_t = 7.67 min; detection at 314 nm)

¹H NMR (400 MHz, DMSO-d₆, δ ppm): 9.20 (s, 2H), 8.95 (s, 1H), 8.79 (s, 1H), 8.05 (d, J = 8.0 Hz, 1H), 7.83-7.70 (m, 1H), 7.57-7.54 (m, 1H), 7.49-7.36 (m, 3H), 3.81-3.41 (m, 8H), 3.08 (s, 3H).

Example 167: (R)-(3-Aminopyrrolidin-1-yl)(3-(methylsulfonyl)-1-(5-(m-tolyl)pyrimidin-2-yl)-1H-indol-6-yl)methanone

The compound was obtained in analogy to examples 222 and 227. White solid. Yield: 72 mg

-165-

HPLC-MS (method 5): $R_t = 2.90$ min; m/z $[M+H]^+ = 476.3$

1H NMR (400 MHz, DMSO- d_6 , 100 °C, δ ppm): 9.28 (s, 2H), 9.02 (s, 1H), 8.90 (s, 1H), 8.00 (d, $J = 8.0$ Hz, 1H), 7.77-7.65 (m, 2H), 7.59 (d, $J = 8.0$ Hz, 1H), 7.47-7.44 (m, 1H), 7.33 (d, $J = 4.0$ Hz, 1H), 3.67 (bs, 2H), 3.53 (bs, 2H), 3.36 (s, 3H), 3.20 (bs, 1H), 2.44 (s, 3H), 2.02 (bs, 1H), 1.71-1.66 (m, 3H).

Example 168: 1-(5-(2-Fluorophenyl)pyrimidin-2-yl)-N-(2-hydroxypropyl)-N-methyl-3-(methylsulfinyl)-1H-indole-6-carboxamide

HATU coupling of 1-(5-(2-fluorophenyl)pyrimidin-2-yl)-3-(methylsulfinyl)-1H-indole-6-carboxylic acid with 1-(methylamino)propan-2-ol. White solid. Yield: 0.16 g

HPLC-MS (method 5): $R_t = 2.77$ min; m/z $[M+H]^+ = 467.2$

1H NMR (400 MHz, DMSO- d_6 , 100°C, δ ppm): 9.13 (s, 2H), 8.9 (s, 1H), 8.73 (s, 1H), 7.99 (d, 1H, $J = 8.0$ Hz), 7.76 (t, 1H, $J = 8.0$ Hz), 7.58-7.54 (m, 1H), 7.42-7.37 (m, 3H), 4.44 (bs, 1H), 4.0 (bs, 1H), 3.39-3.38 (m, 2H), 3.07 (s, 6H), 1.07 (d, 3H, $J = 4.0$ Hz).

Example 169: (1-(5-(2-Fluorophenyl)pyrimidin-2-yl)-3-(methylsulfinyl)-1H-indol-6-yl)(3-((methylamino)methyl)azetidin-1-yl)methanone

Coupling of 1-(5-(2-fluorophenyl)pyrimidin-2-yl)-3-(methylsulfinyl)-1H-indole-6-carboxylic acid with tert-butyl 3-((methylamino)methyl)azetidine-1-carboxylate under use of T3P as reagent followed by a TFA-catalyzed removal of the protection group.

HPLC-MS: m/z $[M+H]^+ = 478.1$

Example 170: 1-(5-(2-Fluorophenyl)pyrimidin-2-yl)-N-(1-(hydroxymethyl)cyclopropyl)-N-methyl-3-(methylsulfinyl)-1H-indole-6-carboxamide

Prepared from 1-(5-(2-fluorophenyl)pyrimidin-2-yl)-3-(methylsulfinyl)-1H-indole-6-carboxylic acid and (1-(methylamino)cyclopropyl)methanol hydrochloride under use of HATU as reagent. White solid. Yield: 42 mg

HPLC-MS (method 5): $R_t = 2.83$ min; m/z $[M+H]^+ = 479.2$

1H NMR (400 MHz, DMSO- d_6 , 100°C, δ ppm): 9.14 (s, 2H), 8.95 (s, 1H), 8.73 (s, 1H), 7.97 (d, 1H, $J = 8.0$ Hz), 7.76 (t, 1H, $J = 7.6$ Hz), 7.57-7.52 (m, 1H), 7.46-7.38 (m, 3H), 4.6 (t, 1H, $J = 4.0$ Hz), 3.67 (d, 2H, $J = 5.6$ Hz), 3.07 (s, 6H), 0.76 (bs, 4H).

Example 171: 1-(5-(2-Fluorophenyl)pyrimidin-2-yl)-N-(2-hydroxy-2-methylpropyl)-N-methyl-3-(methylsulfinyl)-1H-indole-6-carboxamide

-166-

HATU coupling of 1-(5-(2-fluorophenyl)pyrimidin-2-yl)-3-(methylsulfinyl)-1H-indole-6-carboxylic acid with 2-methyl-1-(methylamino)propan-2-ol. White solid. Yield: 110 mg

HPLC-MS (method 5): $R_t = 2.81$ min; m/z $[M+H]^+ = 481.3$

1H NMR (400 MHz, DMSO- d_6 , 100°C, δ ppm): 9.14 (s, 2H), 8.89 (s, 1H), 8.73 (s, 1H), 8 (d, 1H, $J = 8.0$ Hz), 7.76 (t, 1H, $J = 8.0$ Hz), 7.58-7.52 (m, 1H), 7.42-7.38 (m, 3H), 4.27 (s, 1H), 3.51 (s, 2H), 3.12 (s, 3H), 3.07 (s, 3H), 1.18 (s, 6H).

Example 172: 1-(5-(2-Fluorophenyl)pyrimidin-2-yl)-3-(methylsulfinyl)-1H-indol-6-yl)((S)-3-methoxypyrrolidin-1-yl)methanone

Amide coupling of 1-(5-(2-fluorophenyl)pyrimidin-2-yl)-3-(methylsulfinyl)-1H-indole-6-carboxylic acid with (S)-3-methoxypyrrolidine utilizing HATU as coupling reagent. White solid. Yield: 100 mg (85% of theory)

Melting range: 164-166°C

HPLC-MS (method 6): $R_t = 9.34$ min; m/z $[M+H]^+ = 479.2$

1H NMR (400 MHz, DMSO- d_6 , δ ppm): 9.19 (s, 2H), 9.02 (s, 1H), 8.79 (s, 1H), 8.03 (d, $J = 8.1$ Hz, 1H), 7.84-7.74 (m, 1H), 7.58-7.50 (m, 2H), 7.49-7.37 (m, 2H), 4.05-3.94 (m, 1H), 3.71-3.35 (m, 4H), 3.29 (s, 1H), 3.16 (s, 2H), 3.09 (s, 3H), 2.08-1.95 (m, 2H).

Example 173: 2-(1-(5-(2-Fluorophenyl)pyrimidin-2-yl)-N-methyl-3-(methylsulfinyl)-1H-indole-6-carboxamido)acetic acid

Lithium hydroxide monohydrate (0.076 g, 1.82 mmol) was added to an ice-cooled suspension of synthesis example 177 (0.35 g, 0.73 mmol) in THF/water (1:1, 20 mL) and the resulting mixture was stirred at room temperature for 4 h. The solvent was evaporated and the residue was dissolved in water (20 mL) and washed with ethyl acetate (2 x 20 mL). The aqueous phase was then acidified with sodium hydrogen sulfate and extracted with dichloromethane (3 x 50 mL). The combined organic layers were dried over sodium sulfate and evaporated. The raw product was finally washed with dichloromethane/hexane (3 x 30 mL). White solid. Yield: 0.30 g (88% of theory)

HPLC-MS (method 5): $R_t = 2.3$ min; m/z $[M+H]^+ = 467.2$

1H NMR (400 MHz, DMSO- d_6 , 100 °C, δ ppm): 12.3 (bs, 1H), 9.14 (s, 2H), 8.93 (s, 1H), 8.74 (s, 1H), 8.01 (d, 1H, $J = 8.0$ Hz), 7.76 (t, 1H, $J = 8.0$ Hz), 7.56-7.53 (m, 1H), 7.42-7.37 (m, 3H), 4.14 (s, 2H), 3.06 (s, 6H).

Example 174: N-(2-Amino-2-oxoethyl)-1-(5-(2-fluorophenyl)pyrimidin-2-yl)-N-methyl-3-(methylsulfinyl)-1H-indole-6-carboxamide

-167-

EDC·HCl (0.123 g, 0.64 mmol), diisopropylethylamine (0.22 ml, 1.28 mmol) and HOBt ammonium salt (0.098 g, 0.64 mmol) were added to an ice cooled suspension of synthesis example 173 (0.2 g, 0.43 mmol) in DMF (2.5 mL). The resulting mixture was stirred at room temperature for 16 h, then poured onto cold water and filtered. The precipitate was dissolved in dichloromethane/methanol (95:5), dried over sodium sulfate and evaporated to dryness. The remnant was purified by column chromatography [100-200 mesh silica; dichloromethane with 4% methanol]. White solid. Yield: 0.10 g (51 % of theory)

HPLC-MS (method 5): $R_t = 2.61$ min; m/z $[M+H]^+ = 466.4$

1H NMR (400 MHz, DMSO- d_6 , 100°C, δ ppm): 9.14 (s, 2H), 8.95 (s, 1H), 8.74 (s, 1H), 7.99 (d, 1H, $J = 8.0$ Hz), 7.79-7.74 (m, 1H), 7.58-7.53 (m, 1H), 7.45-7.37 (m, 3H), 7.6 (bs, 2H), 4.01 (s, 2H), 3.07 (s, 3H), 3.04 (s, 3H).

Example 175: 2,5-Diazabicyclo[2.2.1]heptan-2-yl(1-(5-(2-fluorophenyl)pyrimidin-2-yl)-3-(methylsulfinyl)-1H-indol-6-yl)methanone

Prepared from 1-(5-(2-fluorophenyl)pyrimidin-2-yl)-3-(methylsulfinyl)-1H-indole-6-carboxylic acid and tert-butyl 2,5-diazabicyclo[2.2.1]heptane-2-carboxylate in two steps comprising a T3P coupling and a TFA-catalyzed removal of the Boc protecting group. Light yellow solid.

HPLC-MS: m/z $[M+H]^+ = 476.1$

Example 176: 8-(1-(5-(2-Fluorophenyl)pyrimidin-2-yl)-3-(methylsulfinyl)-1H-indole-6-carbonyl)-2,8-diazaspiro[4.5]decan-1-one

The target compound was prepared in an analogous manner as example 178. Light yellow solid.

HPLC-MS: m/z $[M+H]^+ = 532.1$

Example 177: Methyl 2-(1-(5-(2-fluorophenyl)pyrimidin-2-yl)-N-methyl-3-(methylsulfinyl)-1H-indole-6-carboxamido)acetate

Prepared from 1-(5-(2-fluorophenyl)pyrimidin-2-yl)-3-(methylsulfinyl)-1H-indole-6-carboxylic acid in analogy to the procedure for example 52). White solid. Yield: 0.475 g

HPLC-MS (method 5): $R_t = 3.03$ min; m/z $[M+H]^+ = 481.0$

1H NMR (400 MHz, DMSO- d_6 , 100°C, δ ppm): 9.14 (s, 2H), 8.91 (s, 1H), 8.75 (s, 1H), 8.02 (d, 1H, $J = 8.0$ Hz), 7.76 (t, 1H, $J = 8.0$ Hz), 7.56-7.53 (m, 1H), 7.4-7.39 (m, 3H), 4.24 (s, 2H), 3.72 (s, 3H), 3.07 (s, 6H).

Example 178: (1-(5-(2-Fluorophenyl)pyrimidin-2-yl)-3-(methylsulfinyl)-1H-indol-6-yl)((S)-3-methylmorpholino)methanone

T3P (50 wt% solution in ethyl acetate, 179 μ L, 0.304 mmol) was added to a solution of (S)-3-methylmorpholine (46 mg, 0.456 mmol) and 1-(5-(2-fluorophenyl)pyrimidin-2-yl)-3-(methylsulfinyl)-1H-indole-6-carboxylic acid (60 mg, 0.152 mmol) in dichloromethane (3 mL) at room temperature and the mixture was stirred overnight. 1 M sodium carbonate solution (20 mL) was poured into the reaction mixture and stirring was continued for 1 h. The mixture was extracted with dichloromethane (3 x) and the combined organic layers were dried over magnesium sulfate and concentrated. The residue was purified by flash chromatography [dichloromethane with 0-5% ethanol]. White foam. Yield: 68 mg (93% of theory).

HPLC-MS: m/z $[M+H]^+ = 479.1$

Example 179: (1-(5-(2-Fluorophenyl)pyrimidin-2-yl)-3-(methylsulfinyl)-1H-indol-6-yl)((R)-3-methylmorpholino)methanone

Synthesized in an analogous manner as example 178. White foam. Yield: 61 mg (84% of theory).

HPLC-MS: m/z $[M+H]^+ = 479.1$

Example 180: (1-(5-(6-Methylpyridin-2-yl)pyrimidin-2-yl)-3-(methylsulfinyl)-1H-indol-6-yl)(morpholino)methanone

Synthesis in analogy to example 50. White solid. Yield: 48 mg

HPLC-MS (method 5): $R_t = 2.78$ min; m/z $[M+H]^+ = 462.2$

1H NMR (400 MHz, DMSO- d_6 , 100°C, δ ppm): 9.52 (bs, 2H), 8.95 (s, 1H), 8.75 (s, 1H), 8.02 (d, 1H, $J = 8.0$ Hz), 7.93 (d, 1H, $J = 8.0$ Hz), 7.87 (t, 1H, $J = 8.0$ Hz), 7.43 (d, 1H, $J = 8.0$ Hz), 7.34 (d, 1H, $J = 8.0$ Hz), 3.67 (bs, 4H), 3.59 (bs, 4H), 3.07 (s, 3H), 2.67 (s, 3H).

Example 181: 2-(2-(3-(Methylsulfinyl)-6-(morpholine-4-carbonyl)-1H-indol-1-yl)pyrimidin-5-yl)isonicotinonitrile

Synthesis in analogy to example 50. Grey solid. Yield: 50 mg

HPLC-MS (method 5): $R_t = 2.7$ min; m/z $[M+H]^+ = 473.2$

1H NMR (400 MHz, DMSO- d_6 , 100°C, δ ppm): 9.60 (bs, 2H), 8.99 (d, 1H, $J = 4.0$ Hz), 8.95 (s, 1H), 8.76 (s, 1H), 8.60 (s, 1H), 8.04 (d, 1H, $J = 8.0$ Hz), 7.87 (s, 1H), 7.44 (d, 1H, $J = 8.0$ Hz), 3.67 (bs, 4H), 3.59 (bs, 4H), 3.08 (s, 3H).

Example 182: (1-(5-(4-Fluoropyridin-2-yl)pyrimidin-2-yl)-3-(methylsulfinyl)-1H-indol-6-yl)(morpholino)methanone

Synthesis in analogy to example 50. Light yellow solid. Yield: 40 mg

-169-

HPLC-MS (method 7): R_t = 6.29 min; m/z $[M+H]^+$ = 466

1H NMR (400 MHz, DMSO- d_6 , 100°C, δ ppm): 9.57 (bs, 2H), 8.95 (s, 1H), 8.81 (t, 2H, J = 8.0 Hz), 8.08 (d, 1H, J = 8.0 Hz), 8.02 (d, 1H, J = 8.0 Hz), 7.44 (d, 1H, J = 8.0 Hz), 7.38-7.35 (m, 1H), 3.68 (s, 4H), 3.60 (s, 4H), 3.07 (s, 3H).

Example 183: 6-(2-(3-(Methylsulfinyl)-6-(morpholine-4-carbonyl)-1H-indol-1-yl)pyrimidin-5-yl)picolinonitrile

White solid. Yield: 60 mg

HPLC-MS (method 5): R_t = 2.69 min; m/z $[M+H]^+$ = 473.1

1H NMR (400 MHz, DMSO- d_6 , 100°C, δ ppm): 9.56 (bs, 2H), 8.95 (s, 1H), 8.76 (s, 1H), 8.46 (d, 1H, J = 8.0 Hz), 8.23 (t, 1H, J = 8.0 Hz), 8.05-8.03 (m, 2H), 7.44 (d, 1H, J = 8.0 Hz), 3.68 (bs, 4H), 3.60 (bs, 4H), 3.08 (s, 3H).

Example 184: (1-(5-(2-Fluorophenyl)pyrimidin-2-yl)-3-(2-hydroxypropan-2-yl)-1H-indol-6-yl)(morpholino)methanone

184a) 1-(1-(5-(2-Fluorophenyl)pyrimidin-2-yl)-6-(morpholine-4-carbonyl)-1H-indol-3-yl) ethanone

Dess-Martin periodinane reagent (437 mg, 1.008 mmol, 1.5 eq) was added at 0°C to a stirred solution of (1-(5-(2-fluorophenyl)pyrimidin-2-yl)-3-(1-hydroxyethyl)-1H-indol-6-yl)(morpholino)methanone (synthesis example 28, 300 mg, 0.672 mmol, 1.0 eq) in dichloromethane (10 mL). Stirring was continued for 2 h at room temperature and the reaction mixture was then filtered through a bed of celite. The celite was washed with dichloromethane (10 mL) and the filtrate was dried over anhydrous sodium sulfate and evaporated in vacuo. White solid. Yield: 250 mg (72% of theory).

1H NMR (400 MHz, DMSO- d_6 , δ ppm): 9.28-9.16 (m, 3H), 8.89 (s, 1H), 8.36 (d, J = 8.4 Hz, 1H), 7.86-7.71 (m, 1H), 7.64-7.50 (m, 1H), 7.49-7.31 (m, 3H), 3.81-3.41 (m, 8H), 2.64 (s, 3H).

184b) (1-(5-(2-Fluorophenyl)pyrimidin-2-yl)-3-(2-hydroxypropan-2-yl)-1H-indol-6-yl)(morpholino)methanone

Methyl magnesium iodide (3M solution in diethyl ether, 0.14 mL, 0.439 mmol, 1.5eq) was added at -50°C to a stirred solution of 184a) (130 mg, 0.292 mmol, 1.0 eq) in dry THF (10 mL). The reaction mixture was stirred for 2 h at -30°C, then quenched with ammonium chloride solution, diluted with water (20 mL) and extracted with ethyl acetate (2 x 20 mL). The combined organic layers were washed with brine, dried over sodium sulfate, and concentrated. The remnant was purified by preparative TLC using ethyl acetate / pet ether (7:3) as eluent. White solid. Yield: 50 mg (37% of theory).

-170-

Melting range: 116-119°C

HPLC (method 6): $R_t = 10.44$ min

Mass spectroscopy: m/z : $[M+H]^+ = 461.2$

1H NMR (400 MHz, DMSO- d_6 , δ ppm): 9.11 (s, 2H), 8.88 (s, 1H), 8.22 (s, 1H), 7.97 (d, $J = 8.1$ Hz, 1H), 7.76-7.74 (m, 1H), 7.60-7.46 (m, 1H), 7.47 - 7.35 (m, 2H), 7.29 (dd, $J = 8.1, 1.5$ Hz, 1H), 5.19 (s, 1H), 3.75-3.41 (m, 8H), 1.63 (s, 6H).

Example 185: (1-(5-(6-Fluoropyridin-2-yl)pyrimidin-2-yl)-3-(methylsulfinyl)-1H-indol-6-yl)(morpholino)methanone

Synthesis in analogy to example 50. White solid. Yield: 45 mg

HPLC-MS (method 5): $R_t = 2.76$ min; m/z $[M+H]^+ = 466.1$

1H NMR (400 MHz, DMSO- d_6 , 100°C, δ ppm): 9.51 (bs, 2H), 8.94 (s, 1H), 8.75 (s, 1H), 8.18 (t, 1H, $J = 8.0$ Hz), 8.10 (d, 1H, $J = 8.0$ Hz), 8.04 (d, 1H, $J = 8.0$ Hz), 7.44 (d, 1H, $J = 8.0$ Hz), 7.23 (d, 1H, $J = 4.0$ Hz), 3.68 (bs, 4H), 3.60 (bs, 4H), 3.07 (s, 3H).

Example 186: (1-(5-(2-Methylpyridin-4-yl)pyrimidin-2-yl)-3-(methylsulfinyl)-1H-indol-6-yl)(morpholino)methanone

Hydrogen peroxide (30%, 0.4 mL, 3.595 mmol, 4.0 eq) was added to a stirred solution of (1-(5-(2-methylpyridin-4-yl)pyrimidin-2-yl)-3-(methylthio)-1H-indol-6-yl)(morpholino)methanone (400 mg, 0.898 mmol, 1.0 eq, synthesized analogously to procedure 1d) in acetic acid (10 mL). The reaction mixture was stirred for 1h at room temperature and then diluted with dichloromethane (20 mL). The mixture was washed with saturated sodium hydrogen carbonate solution and brine, dried over anhydrous sodium sulfate, and evaporated under vacuum. The remnant was purified by preparative silica gel TLC [dichloromethane with 3% methanol]. White solid. Yield: 250 mg

Melting range: 230-232°C

HPLC (method 6): $R_t = 7.92$ min

Mass spectroscopy: m/z : $[M+H]^+ = 462.2$

1H NMR (400 MHz, DMSO- d_6 , δ ppm): 9.37 (s, 2H), 8.91 (s, 1H), 8.74 (s, 1H), 8.56 (d, $J = 5.2$ Hz, 1H), 8.05 (d, $J = 8.4$ Hz, 1H), 7.82 (s, 1H), 7.73 (d, $J = 5.1$ Hz, 1H), 7.40 (d, $J = 8.0$ Hz, 1H), 3.60 - 3.50 (m, 8H), 3.08 (s, 3H), 2.58 (s, 3H).

The following examples 187, 188, 189, 190, 192, 194, 195, 197 and 198 were synthesized analogously:

-171-

Example 187: (1-(5-(2-Fluoropyridin-4-yl)pyrimidin-2-yl)-3-(methylsulfinyl)-1H-indol-6-yl)(morpholino)methanone

White solid. Yield: 290 mg. Melting range: 285-288°C

HPLC (method 6): $R_t = 8.39$ min

Mass spectroscopy: m/z : $[M+H]^+ = 466.1$

1H NMR (400 MHz, DMSO- d_6 , δ ppm): δ 9.49 (s, 2H), 8.95 (s, 1H), 8.79 (s, 1H), 8.43 (d, $J = 5.3$ Hz, 1H), 8.05 (d, $J = 8.2$ Hz, 1H), 7.94 (d, $J = 5.3$ Hz, 1H), 7.82 (s, 1H), 7.43 (d, $J = 8.0$ Hz, 1H), 3.60-3.50 (m, 8H), 3.08 (s, 3H).

Example 188: (1-(5-(3-(Hydroxymethyl)phenyl)pyrimidin-2-yl)-3-(methylsulfinyl)-1H-indol-6-yl)(morpholino)methanone

White solid. Yield: 159 mg. Melting range: 193-196°C

HPLC (method 6): $R_t = 8.12$ min

Mass spectroscopy: m/z : $[M+H]^+ = 477.1$

1H NMR (400 MHz, DMSO- d_6 , δ ppm): 9.28 (s, 2H), 8.95 (s, 1H), 8.78 (s, 1H), 8.04 (d, $J = 8.4$ Hz, 1H), 7.80-7.78 (m, 1H), 7.75 (d, $J = 7.6$ Hz, 1H), 7.53-7.51 (m, 1H), 7.47-7.41 (m, 2H), 5.29 (t, $J = 5.7$ Hz, 1H), 4.62 (d, $J = 5.6$ Hz, 2H), 3.82-3.54 (m, 8H), 3.07 (s, 3H).

Example 189: (1-(5-(3-Ethylphenyl)pyrimidin-2-yl)-3-(methylsulfinyl)-1H-indol-6-yl)(morpholino)methanone

White solid. Yield: 130 mg. Melting range: 162-165°C

HPLC (method 6): $R_t = 10.38$ min

Mass spectroscopy: m/z : $[M+H]^+ = 475.2$

1H NMR (400 MHz, DMSO- d_6 , δ ppm): 9.30 (s, 2H), 8.95 (s, 1H), 8.77 (s, 1H), 8.04 (d, $J = 8.0$ Hz, 1H), 7.80-7.64 (m, 2H), 7.52-7.41 (m, 2H), 7.34 (d, $J = 7.6$ Hz, 1H), 3.84-3.45 (m, 8H), 3.08 (s, 3H), 2.72 (q, $J = 7.5$ Hz, 2H), 1.27 (t, $J = 7.6$ Hz, 3H).

Example 190: Methyl 4-(2-(3-(methylsulfinyl)-6-(morpholine-4-carbonyl)-1H-indol-1-yl)pyrimidin-5-yl)benzoate

White solid. Yield: 400 mg. Melting range: 256-258°C

HPLC (method 6): $R_t = 9.23$ min

-172-

Mass spectroscopy: m/z : $[M+H]^+ = 505.2$

1H NMR (400 MHz, DMSO- d_6 , δ ppm): 9.39 (s, 2H), 8.95 (s, 1H), 8.78 (s, 1H), 8.13-8.11 (m, 2H), 8.05-8.03 (m, 3H), 7.42 (d, $J = 8.0$, 1H), 3.90 (s, 3H), 3.71-3.56 (m, 8H), 3.08 (s, 3H).

Example 191: 4-(2-(3-(Methylsulfinyl)-6-(morpholine-4-carbonyl)-1H-indol-1-yl)pyrimidin-5-yl)benzoic acid

The target compound was prepared from methyl 4-(2-(3-(methylthio)-6-(morpholine-4-carbonyl)-1H-indol-1-yl)pyrimidin-5-yl)benzoate (precursor of synthesis example 190) via hydrolysis of the ester (trimethylsilanolate in THF / water) and subsequent oxidation of the thioether (hydrogen peroxide in acetic acid). White solid. Yield: 70 mg. Melting range: 219-223°C

HPLC (method 6): $R_t = 6.78$ min

Mass spectroscopy: m/z : $[M-H]^- = 489.2$

1H NMR (400 MHz, DMSO- d_6 , δ ppm): 9.35 (s, 2H), 8.95 (s, 1H), 8.78 (s, 1H), 8.08-8.03 (m, 3H), 7.96 (d, $J = 8.0$, 2H), 7.43 (dd, $J = 8.0$, 1.2 Hz, 1H), 3.80-3.44 (m, 8H), 3.08 (s, 3H).

Example 192: Methyl 3-(2-(3-(methylsulfinyl)-6-(morpholine-4-carbonyl)-1H-indol-1-yl)pyrimidin-5-yl)benzoate

White solid. Yield: 50 mg. Melting range: 217-220°C

HPLC (method 6): $R_t = 9.27$ min

Mass spectroscopy: m/z : $[M+H]^+ = 505.2$

1H NMR (400 MHz, DMSO- d_6 , δ ppm): 9.35 (s, 2H), 8.99-8.95 (m, 1H), 8.78 (s, 1H), 8.40 (d, $J = 1.9$ Hz, 1H), 8.16 (d, $J = 7.9$, 1.4 Hz, 1H), 8.08-8.03 (m, 2H), 7.75-7.71 (m, 1H), 7.43 (dd, $J = 8.3$, 1.5 Hz, 1H), 3.92 (s, 3H), 3.82-3.41 (m, 8H), 3.08 (s, 3H).

Example 193: 3-(2-(3-(Methylsulfinyl)-6-(morpholine-4-carbonyl)-1H-indol-1-yl)pyrimidin-5-yl)benzoic acid

Prepared from methyl 3-(2-(3-(methylthio)-6-(morpholine-4-carbonyl)-1H-indol-1-yl)pyrimidin-5-yl)benzoate (precursor of example 192) in two reaction steps comprising an ester hydrolysis with potassium trimethylsilanolate in THF and water and an oxidation of the thioether with hydrogen peroxide in acetic acid. White solid. Yield: 90 mg. Melting range: 230-235°C

HPLC (method 6): $R_t = 6.94$ min

Mass spectroscopy: m/z : $[M-H]^- = 489.2$

-173-

¹H NMR (400 MHz, DMSO-d₆, δ ppm): 9.29 (s, 2H), 8.94 (s, 1H), 8.77 (s, 1H), 8.33 (s, 1H), 8.05-7.99 (m, 2H), 7.91 (d, J = 7.6 Hz, 1H), 7.58-7.53 (m, 1H), 7.42 (dd, J = 8.2, 1.5 Hz, 1H), 3.70-3.60 (m, 8H), 3.07 (s, 3H).

Example 194: (1-(5-(3-Chlorophenyl)pyrimidin-2-yl)-3-(methylsulfinyl)-1H-indol-6-yl)(morpholino)methanone

White solid. Yield: 148 mg. Melting range: 211-213°C

HPLC (method 6): R_t = 9.961 min

Mass spectroscopy: m/z: [M+H]⁺ = 481.1

¹H NMR (400 MHz, DMSO-d₆, δ ppm): 9.34 (s, 2H), 8.94 (s, 1H), 8.77 (s, 1H), 8.04 (d, J = 8.0 Hz, 1H), 8.02-8.01 (m, 1H), 7.88-7.85 (m, 1H), 7.61-7.54 (m, 2H), 7.43 (dd, J = 8.3, 1.5 Hz, 1H), 3.89-3.38 (m, 8H), 3.08 (s, 3H).

Example 195: 5-(2-(3-(Methylsulfinyl)-6-(morpholine-4-carbonyl)-1H-indol-1-yl)pyrimidin-5-yl)thiophene-3-carbonitrile

White solid. Yield: 80 mg. Melting range: 253-256°C

HPLC (method 6): R_t = 8.83 min

Mass spectroscopy: m/z: [M+H]⁺ = 478.0

¹H NMR (400 MHz, DMSO-d₆, δ ppm): 9.32 (s, 2H), 8.91 (s, 1H), 8.75-8.72 (m, 2H), 8.18 (s, 1H), 8.05 (d, J = 8.4 Hz, 1H), 7.43 (dd, J = 8.0, 1.2 Hz, 1H), 3.85-3.45 (m, 8H), 3.07 (s, 3H).

Example 196: 5-(2-(3-(Methylsulfinyl)-6-(morpholine-4-carbonyl)-1H-indol-1-yl)pyrimidin-5-yl)thiophene-3-carboxamide

Potassium carbonate (90 mg, 0.650 mmol, 1.5 eq) and hydrogen peroxide (30%, 2.0 mL) were added at room temperature to a stirred solution of 5-(2-(3-(methylthio)-6-(morpholine-4-carbonyl)-1H-indol-1-yl)pyrimidin-5-yl)thiophene-3-carbonitrile (precursor of synthesis example 195, 200 mg, 0.433 mmol, 1.0 eq) in DMSO (2 mL). The reaction mixture was stirred at this temperature for 48 h and then diluted with water (10 mL). The precipitating solid was filtered off, washed with water, and dried under vacuum. The remnant was purified by column chromatography [silica gel 100-200 mesh, dichloromethane with 2% methanol].

White solid. Yield: 40 mg. Melting range: 302-305°C

HPLC (method 6): R_t = 7.56 min

Mass spectroscopy: m/z: [M+H]⁺ = 496.1

-174-

¹H NMR (400 MHz, DMSO-d₆, δ ppm): 9.26 (s, 2H), 8.90 (s, 1H), 8.74 (s, 1H), 8.27 (s, 1H), 8.09 (s, 1H), 8.04 (d, J = 8.0 Hz, 1H), 7.85 (s, 1H), 7.43 (d, J = 8.4 Hz, 1H), 7.34 (s, 1H), 3.71-3.59 (m, 8H), 3.08 (s, 3H).

Example 197: 5-(2-(3-(Methylsulfinyl)-1-(5-(4-methylthiophen-2-yl)pyrimidin-2-yl)-1H-indol-6-yl)(morpholino)methanone

White solid. Yield: 195 mg. Melting range: 232-235°C

HPLC (method 6): R_t = 9.78 min

Mass spectroscopy: m/z: [M+H]⁺ = 467.1

¹H NMR (400 MHz, DMSO-d₆, δ ppm): 9.20 (s, 2H), 8.90 (s, 1H), 8.73 (s, 1H), 8.03 (d, J = 8.4 Hz, 1H), 7.61 (s, 1H), 7.42 (d, J = 8.4 Hz, 1H), 7.32 (s, 1H), 3.71-3.51 (m, 8H), 3.07 (s, 3H), 2.29 (s, 3H).

Example 198: 1-(5-(2-Fluoro-5-methylphenyl)pyrimidin-2-yl)-3-(methylsulfinyl)-1H-indol-6-yl)(morpholino)methanone

White solid. Yield: 45 mg. Melting range: 120-123°C

HPLC (method 6): R_t = 9.96 min

Mass spectroscopy: m/z: [M+H]⁺ = 479.2

¹H NMR (400 MHz, DMSO-d₆, δ ppm): 9.17 (s, 2H), 8.94 (s, 1H), 8.78 (s, 1H), 8.04 (d, J = 8.0 Hz, 1H), 7.58 (d, J = 6.8 Hz, 1H), 7.43 (d, J = 8.0 Hz, 1H), 7.38-7.25 (m, 2H), 3.81-3.51 (m, 8H), 3.08 (s, 3H), 2.39 (s, 3H).

Example 199: 6-(2-(3-(Methylsulfinyl)-6-(morpholine-4-carbonyl)-1H-indol-1-yl)pyrimidin-5-yl)nicotinamide

(1-(5-Bromopyrimidin-2-yl)-3-(methylthio)-1H-indol-6-yl)(morpholino)methanone was reacted first with bis(pinacolato)diboron and then with 6-bromonicotinamide as described in the protocols 141a) and 141b). A subsequent oxidation with hydrogen peroxide in acetic acid provided the target compound. White solid. Yield: 67 mg. Melting range: 288-290°C

HPLC (method 6): R_t = 7.24 min

Mass spectroscopy: m/z: [M+H]⁺ = 491.2

¹H NMR (400 MHz, DMSO-d₆, δ ppm): 9.64 (s, 2H), 9.19 (s, 1H), 8.97 (s, 1H), 8.80 (s, 1H), 8.40 (dd, J = 8.3, 2.3 Hz, 1H), 8.30 (d, J = 8.4 Hz, 1H), 8.24 (s, 1H), 8.05 (d, J = 8.0 Hz, 1H), 7.67 (s, 1H), 7.44 (dd, J = 8.1, 1.5 Hz, 1H), 3.71-3.51 (m, 8H), 3.08 (s, 3H).

The following synthesis examples 200 to 212 were prepared in an analogous manner:

Example 200: (1-(5-(5-Fluoropyridin-2-yl)pyrimidin-2-yl)-3-(methylsulfinyl)-1H-indol-6-yl)(morpholino)methanone

White solid. Yield: 145 mg. Melting range: 244-248°C

HPLC (method 6): $R_t = 8.78$ min

Mass spectroscopy: m/z : $[M+H]^+ = 466.1$

1H NMR (400 MHz, DMSO- d_6 , δ ppm): 9.56 (s, 2H), 8.95 (s, 1H), 8.79-8.77 (m, 2H), 8.30-8.27 (m, 1H), 8.05 (d, $J = 8.4$ Hz, 1H), 8.00-7.95 (m, 1H), 7.43 (d, $J = 8.4$ Hz, 1H), 3.82-3.41 (m, 8H), 3.07 (s, 3H).

Example 201: (1-(5-(3-Fluoropyridin-2-yl)pyrimidin-2-yl)-3-(methylsulfinyl)-1H-indol-6-yl)(morpholino)methanone

White solid. Yield: 110 mg. Melting range: 222-225°C

HPLC (method 6): $R_t = 8.52$ min

Mass spectroscopy: m/z : $[M+H]^+ = 466.1$

1H NMR (400 MHz, DMSO- d_6 , δ ppm): 9.44 (s, 2H), 8.95 (s, 1H), 8.80 (s, 1H), 8.66-8.65 (m, 1H), 8.05 (d, $J = 8.0$ Hz, 1H), 8.00-7.95 (m, 1H), 7.64-7.60 (m, 1H), 7.43 (dd, $J = 8.0, 1.5$ Hz, 1H), 3.82-3.41 (m, 8H), 3.08 (s, 3H).

Example 202: 2-(2-(3-(Methylsulfinyl)-6-(morpholine-4-carbonyl)-1H-indol-1-yl)pyrimidin-5-yl)isonicotinamide

White solid. Yield: 260 mg. Melting range: 303-306°C

HPLC (method 6): $R_t = 7.34$ min

Mass spectroscopy: m/z : $[M+H]^+ = 491.2$

1H NMR (400 MHz, DMSO- d_6 , δ ppm): 9.62 (s, 2H), 8.96 (s, 1H), 8.90 (d, $J = 4.8$ Hz, 1H), 8.81 (s, 1H), 8.53 (s, 1H), 8.32 (s, 1H), 8.05 (d, $J = 8.0$ Hz, 1H), 7.85-7.83 (m, 2H), 7.44 (dd, $J = 8.4, 1H$), 3.80-3.42 (m, 8H), 3.08 (s, 3H).

Example 203: 2-(2-(3-(Methylsulfinyl)-6-(morpholine-4-carbonyl)-1H-indol-1-yl)pyrimidin-5-yl)thiazole-4-carbonitrile

Pale yellow solid. Yield: 120 mg. Melting range: 273-276°C

-176-

HPLC (method 9): $R_t = 4.13$ min

Mass spectroscopy: m/z : $[M+H]^+ = 479.0$

1H NMR (400 MHz, DMSO- d_6 , δ ppm): 9.52 (s, 2H), 9.05 (s, 1H), 8.93 (s, 1H), 8.77 (s, 1H), 8.05 (d, $J = 8.0$ Hz, 1H), 7.45 (d, $J = 8.0$ Hz, 1H), 3.75-3.51 (m, 8H), 3.08 (s, 3H).

Example 204: 2-(2-(3-(Methylsulfinyl)-6-(morpholine-4-carbonyl)-1H-indol-1-yl)pyrimidin-5-yl)thiazole-4-carboxamide

The target compound was prepared from 2-(2-(3-(methylthio)-6-(morpholine-4-carbonyl)-1H-indol-1-yl)pyrimidin-5-yl)thiazole-4-carbonitrile (precursor of example 203) analogously to the synthesis protocol for example 196. White solid. Pale yellow solid. Yield: 75 mg. Melting range: 286-288°C

HPLC (method 6): $R_t = 7.44$ min

Mass spectroscopy: m/z : $[M+H]^+ = 497.4$

1H NMR (400 MHz, DMSO- d_6 , δ ppm): 9.57 (s, 2H), 8.94 (s, 1H), 8.78 (s, 1H), 8.42 (s, 1H), 8.08-7.97 (m, 2H), 7.73 (s, 1H), 7.44 (dd, $J = 8.1, 1.5$ Hz, 1H), 3.75-3.48 (m, 8H), 3.08 (s, 3H).

Example 205: (3-(Methylsulfinyl)-1-(5-(4-methylthiazol-2-yl)pyrimidin-2-yl)-1H-indol-6-yl)(morpholino)methanone

White solid. Yield: 170 mg. Melting range: 247-249°C

HPLC (method 8): $R_t = 4.58$ min

Mass spectroscopy: m/z : $[M+H]^+ = 468.4$

1H NMR (400 MHz, DMSO- d_6 , δ ppm): δ 9.41 (s, 2H), 8.2 (s, 1H), 8.76 (s, 1H), 8.04 (d, $J = 8.4$ Hz, 1H), 7.51 (s, 1H), 7.43 (dd, $J = 8.5, 1.4$ Hz, 1H), 3.75-3.48 (m, 8H), 3.07 (s, 3H), 2.49 (s, 3H).

Example 206: (3-(Methylsulfinyl)-1-(5-(5-methylthiazol-2-yl)pyrimidin-2-yl)-1H-indol-6-yl)(morpholino)methanone

White solid. Yield: 120 mg. Melting range: 257-260°C

HPLC (method 8): $R_t = 4.61$ min

Mass spectroscopy: m/z : $[M+H]^+ = 468.4$

1H NMR (400 MHz, DMSO- d_6 , δ ppm): 9.38 (s, 2H), 8.92 (s, 1H), 8.75 (s, 1H), 8.04 (d, $J = 8.4$ Hz, 1H), 7.76 (s, 1H), 7.43 (d, $J = 8.0$ Hz, 1H), 3.86-3.55 (m, 8H), 3.07 (s, 3H), 2.56 (s, 3H).

Example 207: 2-(2-(3-(Methylsulfinyl)-6-(morpholine-4-carbonyl)-1H-indol-1-yl)pyrimidin-5-yl)thiazole-5-carbonitrile

Pale yellow solid. Yield: 50 mg. Melting range: 280-283°C

HPLC (method 8): $R_t = 4.02$ min

Mass spectroscopy: m/z : $[M+H]^+ = 479.5$

1H NMR (400 MHz, DMSO- d_6 , δ ppm): 9.53 (s, 2H), 8.93 (s, 1H), 8.89 (s, 1H), 8.66 (s, 1H), 8.05 (d, $J = 8.0$ Hz, 1H), 7.45 (d, $J = 9.2$ Hz, 1H), 3.75-3.54 (m, 8H), 3.08 (s, 3H).

Example 208: 2-(2-(3-(Methylsulfinyl)-6-(morpholine-4-carbonyl)-1H-indol-1-yl)pyrimidin-5-yl)thiazole-5-carboxamide

Yield: 110 mg. Melting range: 286-289°C

HPLC (method 9): $R_t = 3.42$ min

Mass spectroscopy: m/z : $[M+H]^+ = 497.5$

1H NMR (400 MHz, DMSO- d_6 , δ ppm): 9.48 (s, 2H), 8.93 (s, 1H), 8.76 (s, 1H), 8.56 (s, 1H), 8.28 (s, 1H), 8.05 (d, $J = 8.0$ Hz, 1H), 7.74 (s, 1H), 7.44 (d, $J = 7.6$ Hz, 1H), 3.72-3.57 (m, 8H), 3.08 (s, 3H).

Example 209: 2-(1-(5-(4-Aminopyridin-2-yl)pyrimidin-2-yl)-3-(methylsulfinyl)-1H-indol-6-yl)(morpholino)methanone

White solid. Yield: 75 mg. Melting range: 293-297°C

HPLC (method 6): $R_t = 7.47$ min

Mass spectroscopy: m/z : $[M+H]^+ = 463.2$

1H NMR (400 MHz, DMSO- d_6 , δ ppm): 9.39 (s, 2H), 8.94 (s, 1H), 8.78 (s, 1H), 8.16 (d, $J = 5.6$ Hz, 1H), 8.04 (d, $J = 8.4$ Hz, 1H), 7.43 (dd, $J = 8.0, 1.2$ Hz, 1H), 7.14 (d, $J = 1.6$ Hz, 1H), 6.57 (dd, $J = 5.6, 2.0$ Hz, 1H), 6.24 (s, 2H), 3.71-3.51 (m, 8H), 3.07 (s, 3H).

Example 210: (1-(5-(4-(Dimethylamino)pyridin-2-yl)pyrimidin-2-yl)-3-(methylsulfinyl)-1H-indol-6-yl)(morpholino)methanone

White solid. Yield: 82 mg. Melting range: 213-217°C

HPLC (method 10): $R_t = 8.43$ min

Mass spectroscopy: m/z : $[M+H]^+ = 491.3$

-178-

¹H NMR (400 MHz, DMSO-d₆, δ ppm): 9.57 (s, 2H), 8.96 (s, 1H), 8.79 (s, 1H), 8.28 (d, J = 5.9 Hz, 1H), 8.05 (d, J = 8.1 Hz, 1H), 7.43 (dd, J = 8.1, 1.5 Hz, 1H), 7.32 (d, J = 2.5 Hz, 1H), 6.68 (dd, J = 6.0, 2.5 Hz, 1H), 3.81-3.42 (m, 8H), 3.07 (s, 9H).

Example 211: (3-(Methylsulfinyl)-1-(5-(thiazol-2-yl)pyrimidin-2-yl)-1H-indol-6-yl)(morpholino)methanone

The final oxidation was performed with use of m-chloroperoxybenzoic acid analogously to synthesis protocol 141c). White solid. Yield: 122 mg. Melting range: 235-237°C

HPLC (method 6): R_t = 8.24 min

Mass spectroscopy: m/z: [M+H]⁺ = 454.1

¹H NMR (400 MHz, DMSO-d₆, δ ppm): 9.46 (s, 2H), 8.93 (s, 1H), 8.76 (s, 1H), 8.08-8.03 (m, 2H), 7.98 (d, J = 3.6 Hz, 1H), 7.44 (dd, J = 8.1, 1.5 Hz, 1H), 3.84-3.34 (m, 8H), 3.07 (s, 3H).

Example 212: (3-(Methylsulfinyl)-1-(5-(pyridazin-4-yl)pyrimidin-2-yl)-1H-indol-6-yl)(morpholino)methanone

White solid. Yield: 85 mg. Melting range: 278-282°C

HPLC (method 11): R_t = 7.12 min

Mass spectroscopy: m/z: [M+H]⁺ = 449.3

¹H NMR (400 MHz, DMSO-d₆, δ ppm): 9.85 (s, 1H), 9.54 (s, 2H), 9.40 (d, J = 5.2 Hz, 1H), 8.95 (s, 1H), 8.79 (s, 1H), 8.25 (dd, J = 5.6, 2.4 Hz, 1H), 8.05 (d, J = 8.0 Hz, 1H), 7.45 (dd, J = 8.0, 1.2 Hz, 1H), 3.64-3.39 (m, 8H), 3.08 (s, 3H).

Examples 213 and 214: 4-(1-(5-(2-Fluoro-5-methoxyphenyl)pyrimidin-2-yl)-3-(methylsulfinyl)-1H-indole-6-carbonyl)piperazin-2-one (faster and slower eluting enantiomer)

4-(1-(5-(2-Fluoro-5-methoxyphenyl)pyrimidin-2-yl)-3-(methylsulfinyl)-1H-indole-6-carbonyl)piperazin-2-one

Hydrogen peroxide (30%, 5 ml) was added at room temperature to a stirred solution of 4-(1-(5-(2-fluoro-5-methoxyphenyl)pyrimidin-2-yl)-3-(methylthio)-1H-indole-6-carbonyl)piperazin-2-one (1.8 gm, 3.665 mmol, 1.0 eq, precursor of example 152) in acetic acid (20 ml). Stirring was continued for 1 h at this temperature and the solution was then diluted with water (30 mL) and extracted with dichloromethane. The combined organic layers were washed with saturated sodium hydrogen carbonate solution and brine, dried over anhydrous sodium sulfate, and evaporated under vacuum. The residue was purified by column chromatography [silica gel 100-200 mesh, dichloromethane with 4% methanol]. Pale yellow solid. Yield: 1.6 g.

-179-

The single enantiomers were obtained from the racemate via SFC utilizing a chiral HPLC column and the enantiomeric excess of the isolated enantiomers was measured with the following analytical method: column: Chiracel OJ-H 4.6 x 250 mm, 5 μ m; injection volume = 10 μ L; column temperature: 25°C; co-solvent: methanol; amount of co-solvent: 45%; flow rate: 3 g/min; pressure: 100 bar.

Faster eluting enantiomer (example 213):

White solid. Yield: 404 mg

HPLC (method 6): R_t = 8.68 min

Mass spectroscopy: m/z : $[M+H]^+$ = 508.1

Enantiomeric excess determined by analytical SFC: 99.6% (R_t = 2.86 min)

1H NMR (400 MHz, DMSO- d_6 , δ ppm): 9.19 (s, 2H), 8.97 (s, 1H), 8.79 (s, 1H), 8.11 (s, 1H), 8.06 (d, J = 8.4 Hz, 1H), 7.46 (dd, J = 8.1, 1.5 Hz, 1H), 7.39-7.29 (m, 2H), 7.10-7.07 (m, 1H), 4.22-4.08 (m, 2H), 3.84 (s, 3H), 3.70-3.48 (m, 2H), 3.27 (s, 2H), 3.09 (s, 3H).

Slower eluting enantiomer (example 214):

Pale yellow solid. Yield: 326 mg

HPLC (method 6): R_t = 8.67 min

Mass spectroscopy: m/z : $[M+H]^+$ = 508.2

Enantiomeric excess determined by analytical SFC: 99.8% (R_t = 4.99 min)

1H NMR (400 MHz, DMSO- d_6 , δ ppm): 9.19 (d, J = 1.2 Hz, 2H), 8.97 (s, 1H), 8.79 (s, 1H), 8.11 (s, 1H), 8.06 (d, J = 8.4 Hz, 1H), 7.46 (dd, J = 8.1, 1.5 Hz, 1H), 7.39-7.29 (m, 2H), 7.15-7.03 (m, 1H), 4.22-4.08 (m, 2H), 3.84 (s, 3H), 3.70-3.48 (m, 2H), 3.27 (s, 2H), 3.09 (s, 3H).

Examples 215 and 216: 4-(3-(Methylsulfinyl)-1-(5-(*m*-tolyl)pyrimidin-2-yl)-1H-indole-6-carbonyl)piperazin-2-one (faster and slower eluting enantiomer)

4-(3-(Methylsulfinyl)-1-(5-(*m*-tolyl)pyrimidin-2-yl)-1H-indole-6-carbonyl)piperazin-2-one

4-(3-(Methylthio)-1-(5-(*m*-tolyl)pyrimidin-2-yl)-1H-indole-6-carbonyl)piperazin-2-one (precursor of example 151) was oxidized to the corresponding sulfoxide through treatment with hydrogen peroxide in acetic acid. Pale yellow solid. Yield: 1.2 g

The single enantiomers were obtained from the racemate via SFC utilizing a chiral HPLC column and the enantiomeric purity was measured with the following analytical method: column: Chiracel OJ-H

-180-

4.6 x 250 mm, 5 μ m; injection volume = 10 μ L; column temperature: 25°C; co-solvent: methanol; amount of co-solvent: 45%; flow rate: 3 g/min; pressure: 100 bar.

Faster eluting enantiomer (example 215):

White solid. Yield: 405 mg. Melting range: 168-171°C

HPLC (method 6): R_t = 8.91 min

Mass spectroscopy: m/z : $[M+H]^+$ = 474.2

Enantiomeric excess determined by analytical SFC: 99.2% (R_t = 3.45 min)

1H NMR (400 MHz, DMSO- d_6 , δ ppm): 9.28 (s, 2H), 8.97 (s, 1H), 8.79 (s, 1H), 8.12 (s, 1H), 8.06 (d, J = 8.0 Hz, 1H), 7.70 (s, 1H), 7.66 (d, J = 8.0 Hz, 1H), 7.49-7.38 (m, 2H), 7.31 (d, J = 7.6 Hz, 1H), 4.41-4.01 (m, 2H), 3.81-3.51 (m, 2H), 3.29 (s, 2H), 3.08 (s, 3H), 2.42 (s, 3H).

Slower eluting enantiomer (example 216):

White solid. Yield: 281 mg. Melting range: 168-172°C

HPLC (method 6): R_t = 8.91 min

Mass spectroscopy: m/z : $[M+H]^+$ = 474.3

Enantiomeric excess determined by analytical SFC: 99.0% (R_t = 4.03 min)

1H NMR (400 MHz, DMSO- d_6 , δ ppm): 9.28 (s, 2H), 8.97 (s, 1H), 8.79 (s, 1H), 8.12 (s, 1H), 8.06 (d, J = 8.0 Hz, 1H), 7.70 (s, 1H), 7.66 (d, J = 8.0 Hz, 1H), 7.49-7.38 (m, 2H), 7.31 (d, J = 7.6 Hz, 1H), 4.41-4.01 (m, 2H), 3.81-3.51 (m, 2H), 3.29 (s, 2H), 3.08 (s, 3H), 2.42 (s, 3H).

Examples 217 and 218: 4-(1-(5-(3-Methoxyphenyl)pyrimidin-2-yl)-3-(methylsulfinyl)-1H-indole-6-carbonyl)piperazin-2-one (faster and slower eluting enantiomer)

4-(1-(5-(3-Methoxyphenyl)pyrimidin-2-yl)-3-(methylsulfinyl)-1H-indole-6-carbonyl)piperazin-2-one

Prepared from 4-(1-(5-(3-methoxyphenyl)pyrimidin-2-yl)-3-(methylthio)-1H-indole-6-carbonyl)piperazin-2-one (precursor of example 153) using hydrogen peroxide in acetic acid as oxidation method. Pale yellow solid. Yield: 1.7 g.

The single enantiomers were obtained from the racemate via SFC utilizing a chiral HPLC column and the enantiomeric purity was measured with the following analytical method: column: Chiracel OJ-H 4.6 x 250 mm, 5 μ m; injection volume = 10 μ L; column temperature: 25°C; co-solvent: methanol; amount of co-solvent: 45%; flow rate: 3 g/min; pressure: 100 bar.

Faster eluting enantiomer (example 217):

-181-

White solid. Yield: 500 mg. Melting range: 164-168°C

HPLC (method 11): $R_t = 8.59$ min

Mass spectroscopy: m/z : $[M+H]^+ = 490.3$

Enantiomeric excess determined by analytical SFC: 99.9% ($R_t = 4.78$ min)

1H NMR (400 MHz, DMSO- d_6 , δ ppm): 9.31 (s, 2H), 8.98 (s, 1H), 8.78 (s, 1H), 8.12 (s, 1H), 8.06 (d, $J = 8.0$ Hz, 1H), 7.54-7.38 (m, 4H), 7.10-7.02 (m, 1H), 4.19-4.03 (m, 2H), 3.87 (s, 3H), 3.75-3.55 (m, 2H), 3.29 (s, 2H), 3.09 (s, 3H).

Slower eluting enantiomer (example 218):

White solid. Yield: 312 mg. Melting range: 162-166°C

HPLC (method 11): $R_t = 8.58$ min

Mass spectroscopy: m/z : $[M+H]^+ = 490.2$

Enantiomeric excess determined by analytical SFC: 99.3% ($R_t = 6.22$ min)

1H NMR (400 MHz, DMSO- d_6 , δ ppm): 9.31 (s, 2H), 8.98 (s, 1H), 8.78 (s, 1H), 8.12 (s, 1H), 8.06 (d, $J = 8.0$ Hz, 1H), 7.54-7.38 (m, 4H), 7.10-7.02 (m, 1H), 4.19-4.03 (m, 2H), 3.87 (s, 3H), 3.75-3.55 (m, 2H), 3.29 (s, 2H), 3.09 (s, 3H).

The following synthesis examples 219 to 222 were prepared from 1-(5-(2-fluorophenyl)pyrimidin-2-yl)-3-(methylsulfinyl)-1H-indole-6-carboxylic acid in one or two steps comprising a HATU coupling and if necessary a BOC deprotection with trifluoroacetic acid.

Example 219: (1-(5-(2-Fluorophenyl)pyrimidin-2-yl)-3-(methylsulfinyl)-1H-indol-6-yl)((R)-2-(hydroxymethyl)morpholino)methanone

White solid. Yield: 125 mg. Melting range: 206-210°C

HPLC (method 12): $R_t = 5.10$ min

Mass spectroscopy: m/z : $[M+H]^+ = 495.2$

1H NMR (400 MHz, DMSO- d_6 , δ ppm): 9.19 (s, 2H), 8.95 (s, 1H), 8.79 (s, 1H), 8.05 (d, $J = 8.0$ Hz, 1H), 7.81-7.76 (m, 1H), 7.59-7.53 (m, 1H), 7.48-7.37 (m, 3H), 4.88-3.38 (m, 8H), 3.23-2.78 (m, 5H).

Example 220: (1-(5-(2-Fluorophenyl)pyrimidin-2-yl)-3-(methylsulfinyl)-1H-indol-6-yl)((S)-2-(hydroxymethyl)morpholino)methanone

White solid. Yield: 75 mg. Melting range: 194-198°C

-182-

HPLC (method 12): $R_t = 5.10$ min

Mass spectroscopy: m/z : $[M+H]^+ = 495.2$

1H NMR (400 MHz, DMSO- d_6 , δ ppm): 9.19 (s, 2H), 8.95 (s, 1H), 8.79 (s, 1H), 8.05 (d, $J = 8.0$ Hz, 1H), 7.81-7.76 (m, 1H), 7.57-7.55 (m, 1H), 7.47-7.40 (m, 3H), 4.88-4.12 (m, 3H), 4.11-3.65 (m, 2H), 3.60-3.39 (m, 3H) 3.08-2.78 (m, 5H).

Example 221: N-(2-Aminoethyl)-1-(5-(2-fluorophenyl)pyrimidin-2-yl)-N-methyl-3-(methylsulfinyl)-1H-indole-6-carboxamide

Pale yellow solid. Yield: 70 mg. Melting range: 88-92°C

HPLC (method 12): $R_t = 4.85$ min

Mass spectroscopy: m/z : $[M+H]^+ = 490.2$

1H NMR (400 MHz, DMSO- d_6 , δ ppm): 9.19 (s, 2H), 8.91 (s, 1H), 8.77 (s, 1H), 8.03 (d, $J = 8.0$ Hz, 1H), 7.80-7.76 (m, 1H), 7.57-7.53 (m, 1H), 7.46-7.39 (m, 3H), 3.65-3.41 (m, 2H), 3.08 (s, 3H), 3.05-2.95 (s, 3H), 2.85-2.69 (m, 2H).

Example 222: (1-(5-(2-Fluorophenyl)pyrimidin-2-yl)-3-(methylsulfinyl)-1H-indol-6-yl)(hexahydropyrrolo[3,4-c]pyrrol-2(1H)-yl)methanone

White solid. Yield: 85 mg. Melting range: 219-222°C

HPLC (method 12): $R_t = 4.85$ min

Mass spectroscopy: m/z : $[M+H]^+ = 452.2$

1H NMR (400 MHz, DMSO- d_6 , δ ppm): 9.18 (s, 2H), 9.00 (d, $J = 1.5$ Hz, 1H), 8.79 (s, 1H), 8.03 (d, $J = 8.2$ Hz, 1H), 7.81-7.76 (m, 1H), 7.59-7.33 (m, 4H), 3.88-3.40 (m, 5H), 3.08 (s, 3H), 3.05-2.60 (d, $J = 70.2$ Hz, 6H).

Example 223: ((R)-3-Aminopyrrolidin-1-yl)(3-(methylsulfinyl)-1-(5-phenylpyrimidin-2-yl)-1H-indol-6-yl)methanone

223a) 1-(5-Bromopyrimidin-2-yl)-3-(methylthio)-1H-indole-6-carboxylic acid

Lithium hydroxide monohydrate (1.63 g, 39.78 mmol) was added to an ice-cooled suspension of 51b) (5 g, 13.26 mmol) in THF/water (1:1, 50 mL) and the resulting mixture was stirred at room temperature for 16 h. The solvents were removed under reduced pressure and the residue was dissolved in water (20 mL). The aqueous solution was washed with ethyl acetate (2 x 20 mL), acidified with sodium hydrogen sulfate and extracted with dichloromethane (3 x 50 mL). The

-183-

combined organic layers were dried over sodium sulfate and evaporated. White solid. Yield: 4 g (83% of theory)

HPLC-MS (method 5): $R_t = 2.88$ min; m/z $[M+H]^+ = 365.8$

223b) (R)-tert-Butyl (1-(1-(5-bromopyrimidin-2-yl)-3-(methylthio)-1H-indole-6-carbonyl)pyrrolidin-3-yl)carbamate

HATU (2.41g, 6.363 mmol), diisopropylethylamine (3.02 ml, 17.355 mmol) and (R)-pyrrolidin-3-yl-carbamic acid tert-butyl ester (1.18 g, 6.363 mmol) were added to an ice cooled suspension of 223a) (2.1g, 5.787mmol) in DMF (20 mL). The resulting mixture was stirred at room temperature for 16 h and then diluted with ice cold water (40 mL). The precipitate was filtered off, washed with water and hexane (3 times) and dissolved in dichloromethane. The solution was successively washed with saturated ammonium chloride solution (2 x 30 mL), saturated sodium hydrogen solution (2 x 30 mL), and brine (30 mL). The organic layer was dried over sodium sulfate and concentrated. The residue was triturated with ether. White solid. Yield: 3 g (97% of theory)

HPLC-MS (method 5): $R_t = 3.79$ min; m/z $[M+H]^+ = 534.1$

223c) (R)-tert-Butyl (1-(3-(methylthio)-1-(5-phenylpyrimidin-2-yl)-1H-indole-6-carbonyl)pyrrolidin-3-yl)carbamate

Potassium carbonate (1.16 g, 8.45 mmol) and bis(di-tert-butyl(4-dimethylaminophenyl)phosphine) dichloropalladium(II) (0.2 g, 0.28 mmol) were added under an argon atmosphere and at room temperature to a solution of 223b) (1.5 g, 2.8 mmol) and phenyl boronic acid (0.69 g, 5.63 mmol) in tert-butanol/water (10:1, 66 mL). The resulting mixture was heated at 90°C for 2 h, then cooled to room temperature and filtered through a pad of celite. The filtrate was concentrated and the remnant purified by flash column chromatography [silica gel, dichloromethane with 2% methanol] and then triturated with ether. White solid. Yield: 1 g (67% of theory)

HPLC-MS (method 5): $R_t = 3.92$ min; m/z $[M+H]^+ = 530.3$

223d) tert-Butyl ((3R)-1-(3-(methylsulfinyl)-1-(5-phenylpyrimidin-2-yl)-1H-indole-6-carbonyl)pyrrolidin-3-yl)carbamate

m-Chloroperoxybenzoic acid (77%, 0.20 g, 0.92 mmol) in THF (5 mL) was added to an ice-cooled solution of 223c) (0.54 g, 1.02 mmol) in THF (100 mL) and the resulting mixture was stirred at room temperature for 4 h. The reaction mixture was then diluted with ethyl acetate (50 mL) and successively washed with saturated sodium hydrogen carbonate solution (2 x 50 mL) and brine (1 x 50 mL). The organic phase was dried over sodium sulfate and evaporated. The residue was purified by flash column chromatography [silica gel; dichloromethane with 2% methanol]. White solid. Yield: 0.28 g (51% of theory)

HPLC-MS (method 5): $R_t = 3.14$ min; m/z $[M+H]^+ = 546.3$

223e) ((R)-3-Aminopyrrolidin-1-yl)(3-(methylsulfinyl)-1-(5-phenylpyrimidin-2-yl)-1H-indol-6-yl)methanone

A 4M solution of TFA in dichloromethane (5.22 mL, 20.91 mmol) was added to 223d) (0.28 g, 0.52 mmol) in dichloromethane (16 mL) and the resulting mixture was stirred at room temperature for 3 h. The solution was concentrated, diluted with dichloromethane (40 mL), then washed with saturated potassium carbonate solution (2 x 20 mL) and dried over sodium sulfate. After evaporation of the solvent, the remnant was triturated with ether, pentane and acetone. Light yellow solid. Yield: 0.11 g (46% of theory)

HPLC-MS (method 5): $R_t = 2.44$ min; m/z $[M+H]^+ = 446.3$

1H NMR (400 MHz, DMSO- d_6 , 100°C, δ ppm): 9.24 (s, 2H), 9.01 (s, 1H), 8.73 (s, 1H), 8.00 (d, $J = 8.0$ Hz, 1H), 7.85 (d, $J = 8.0$ Hz, 2H), 7.58-7.55 (m, 2H), 7.51-7.47 (m, 2H), 3.63-3.67 (m, 2H), 3.53 (bs, 2H), 3.22-3.19 (m, 1H), 3.07 (s, 3H), 2.04-2.00 (m, 1H), 1.67-1.64 (m, 2H).

Example 224: ((R)-3-Aminopyrrolidin-1-yl)(3-(methylsulfinyl)-1-(5-(m-tolyl)pyrimidin-2-yl)-1H-indol-6-yl)methanone

Prepared in analogy to synthesis example 223. Light yellow solid. Yield: 90 mg.

HPLC-MS (method 5): $R_t = 2.54$ min; m/z $[M+H]^+ = 460.3$

1H NMR (400 MHz, DMSO- d_6 , 100 °C, δ ppm): 9.22 (s, 2H), 9.01 (s, 1H), 8.73 (s, 1H), 7.99 (d, $J = 8.0$ Hz, 1H), 7.66-7.62 (m, 2H), 7.50 (d, $J = 8.0$ Hz, 1H), 7.46-7.32 (m, 1H), 7.30 (d, $J = 8.0$ Hz, 1H), 3.67-3.63 (m, 2H), 3.52 (bs, 2H), 3.19 (d, $J = 8.0$ Hz, 1H), 3.06 (s, 3H), 2.43 (s, 3H), 2.03-2.00 (m, 1H), 1.68-1.62 (m, 1H), 1.53 (bs, 2H).

Example 225: 3-(2-(6-((R)-3-Aminopyrrolidine-1-carbonyl)-3-(methylsulfinyl)-1H-indol-1-yl)pyrimidin-5-yl)-4-fluorobenzonitrile

Prepared in analogy to example 223. White solid. Yield: 75 mg

HPLC-MS (method 5): $R_t = 2.47$ min; m/z $[M+H]^+ = 489.0$

1H NMR (400 MHz, DMSO- d_6 , 100°C, δ ppm): 9.19 (s, 2H), 9.00 (s, 1H), 8.74 (s, 1H), 8.31-8.29 (m, 1H), 8.01-7.99 (m, 2H), 7.65-7.60 (m, 1H), 7.51 (d, $J = 8.0$ Hz, 1H), 3.71-3.63 (m, 2H), 3.53 (bs, 2H), 3.21-3.18 (m, 1H), 3.07 (s, 3H), 2.05-2.00 (m, 1H), 1.70-1.62 (m, 3H).

Example 226: ((R)-3-Aminopyrrolidin-1-yl)(1-(5-(2-fluoro-5-methoxyphenyl)pyrimidin-2-yl)-3-(methylsulfinyl)-1H-indol-6-yl)methanone

-185-

Prepared in analogy to example 223. White solid. Yield: 135 mg

HPLC-MS (method 5): $R_t = 2.49$ min; $m/z [M+H]^+ = 493.9$

1H NMR (400 MHz, DMSO- d_6 , 100°C, δ ppm): 9.15 (s, 2H), 9.00 (s, 1H), 8.73 (s, 1H), 8.00 (d, $J = 8.0$ Hz, 1H), 7.50 (d, $J = 8.0$ Hz, 1H), 7.33-7.28 (m, 2H), 7.08-7.06 (m, 1H), 3.86 (s, 3H), 3.66-3.62 (m, 2H), 3.52 (bs, 2H), 3.19 (d, $J = 8.0$ Hz, 1H), 3.07 (s, 3H), 2.03-2.00 (m, 1H), 1.68-1.58 (m, 3H).

Example 227: ((R)-3-Aminopyrrolidin-1-yl)(1-(5-(2-fluoro-5-methylphenyl)pyrimidin-2-yl)-3-(methylsulfinyl)-1H-indol-6-yl)methanone

Synthesized in analogy to example 223. White solid. Yield: 80 mg

HPLC-MS (method 5): $R_t = 2.60$ min; $m/z [M+H]^+ = 478.2$

1H NMR (400 MHz, DMSO- d_6 , 100°C, δ ppm): 9.12 (s, 2H), 9.00 (s, 2H), 8.73 (s, 1H), 8.00 (d, $J = 8.0$ Hz, 1H), 7.56-7.49 (m, 2H), 7.34-7.23 (m, 2H), 3.67-3.63 (m, 2H), 3.53 (bs, 2H), 3.21-3.18 (m, 1H), 3.06 (s, 3H), 2.40 (s, 3H), 2.05-1.99 (m, 1H), 1.68-1.62 (m, 3H).

Example 228: (R)-(3-Aminopyrrolidin-1-yl)(3-(methylsulfonyl)-1-(5-phenylpyrimidin-2-yl)-1H-indol-6-yl)methanone

Synthesized in analogy to example 223 with the difference that the oxidation towards the sulfone was performed with 2.2 equivalents of m-chloroperoxybenzoic acid. White solid. Yield: 65 mg

HPLC-MS (method 5): $R_t = 2.65$ min; $m/z [M+H]^+ = 462.0$

1H NMR (400 MHz, DMSO- d_6 , 100 °C, δ ppm): 9.28 (s, 2H), 9.02 (s, 1H), 8.90 (s, 1H), 8.00 (d, $J = 8.0$ Hz, 1H), 7.87 (d, $J = 8.0$ Hz, 2H), 7.59-7.49 (m, 4H), 3.67-3.63 (m, 2H), 3.54 (bs, 2H), 3.35 (s, 3H), 3.21-3.19 (m, 1H), 2.07-1.99 (m, 1H), 1.69-1.65 (m, 3H).

Example 229: (R)-3-(2-(6-(3-Aminopyrrolidine-1-carbonyl)-3-(methylsulfonyl)-1H-indol-1-yl)pyrimidin-5-yl)-4-fluorobenzonitrile

White solid. Yield: 0.22 g

HPLC-MS (method 4): $R_t = 2.70$ min; $m/z [M+H]^+ = 505.0$

1H NMR (400 MHz, DMSO- d_6 , 100°C, δ ppm): 9.24 (s, 2H), 9.00 (s, 1H), 8.91 (s, 1H), 8.32 (d, $J = 8.0$ Hz, 1H), 8.04-8.00 (m, 2H), 7.66-7.59 (m, 2H), 3.67-3.63 (m, 2H), 3.54 (bs, 2H), 3.36 (s, 3H), 3.21-3.19 (m, 1H), 2.07-2.01 (m, 1H), 1.76-1.63 (m, 3H).

Example 230: (R)-(3-Aminopyrrolidin-1-yl)(1-(5-(2-fluoro-5-methoxyphenyl)pyrimidin-2-yl)-3-(methylsulfonyl)-1H-indol-6-yl)methanone

-186-

White solid. Yield: 180 mg

HPLC-MS (method 5): $R_t = 2.83$ min; m/z $[M+H]^+ = 510.0$

1H NMR (400 MHz, DMSO- d_6 , 100°C, δ ppm): 9.19 (s, 2H), 9.01 (s, 1H), 8.90 (s, 1H), 8.00 (d, $J = 8.0$ Hz, 1H), 7.59 (d, $J = 8.0$ Hz, 1H), 7.35-7.30 (m, 2H), 7.11-7.07 (m, 1H), 3.87 (s, 3H), 3.67-3.62 (m, 2H), 3.53 (bs, 2H), 3.35 (s, 3H), 3.19 (d, $J = 8.0$ Hz, 1H), 2.05-2.01 (m, 1H), 1.70-1.63 (m, 3H).

Example 231: (R)-(3-Aminopyrrolidin-1-yl)(1-(5-(2-fluoro-5-methylphenyl)pyrimidin-2-yl)-3-(methylsulfonyl)-1H-indol-6-yl)methanone

White solid. Yield: 0.11 g

HPLC-MS (method 5): $R_t = 2.79$ min; m/z $[M+H]^+ = 494.2$

1H NMR (400 MHz, DMSO- d_6 , 100°C, δ ppm): 9.17 (s, 2H), 9.00 (s, 1H), 8.90 (s, 1H), 8.00 (d, $J = 8.0$ Hz, 1H), 7.60-7.56 (m, 2H), 7.34-7.25 (m, 2H), 3.67-3.65 (m, 2H), 3.53 (bs, 2H), 3.35 (s, 3H), 3.20 (d, $J = 4.0$ Hz, 2H), 2.41 (s, 3H), 2.05-2.01 (m, 1H), 1.69-1.62 (m, 1H), 1.57 (bs, 2H).

The examples 232 to 234 were prepared from 3-(methylsulfinyl)-1-(5-phenylpyrimidin-2-yl)-1H-indole-6-carboxylic acid in 1-2 chemical steps comprising a HATU coupling and if necessary a removal of a BOC protecting group with TFA.

Example 232: (1R,4R)-2,5-Diazabicyclo[2.2.1]heptan-2-yl(3-(methylsulfinyl)-1-(5-phenylpyrimidin-2-yl)-1H-indol-6-yl)methanone

White solid. Yield: 55 mg

HPLC-MS (method 5): $R_t = 2.54$ min; m/z $[M+H]^+ = 458.2$

1H NMR (400 MHz, DMSO- d_6 , 100°C, δ ppm): 9.22 (s, 2H), 9.04 (s, 1H), 8.74 (s, 1H), 8.00 (d, $J = 8.0$ Hz, 1H), 7.84-7.82 (m, 2H), 7.55-7.48 (m, 4H), 4.6 (bs, 1H), 3.98 (bs, 1H), 3.6 (bs, 1H), 3.51-3.49 (m, 2H), 3.24 (bs, 1H), 3.07 (s, 3H), 1.91-1.77 (m, 2H).

Example 233: (1S,4S)-2,5-Diazabicyclo[2.2.1]heptan-2-yl(3-(methylsulfinyl)-1-(5-phenylpyrimidin-2-yl)-1H-indol-6-yl)methanone

White solid. Yield: 55 mg

HPLC-MS (method 5): $R_t = 2.53$ min; m/z $[M+H]^+ = 458.3$

-187-

¹H NMR (400 MHz, DMSO-d₆, 100 °C, δ ppm): 9.23 (s, 2H), 9.04 (s, 1H), 8.74 (s, 1H), 8.00 (d, J = 8.0 Hz, 1H), 7.84-7.83 (m, 2H), 7.56-7.48 (m, 4H), 4.61 (bs, 1H), 3.98 (bs, 1H), 3.62 (bs, 1H), 3.5-3.47 (m, 2H), 3.24 (bs, 1H), 3.07 (s, 3H), 1.91-1.76 (m, 2H).

Example 234: (1R,4R)-2-Oxa-5-azabicyclo[2.2.1]heptan-5-yl(3-(methylsulfinyl)-1-(5-phenylpyrimidin-2-yl)-1H-indol-6-yl)methanone

White solid. Yield: 0.135 g

HPLC-MS (method 5): R_t = 2.78 min; m/z [M+H]⁺ = 459.2

¹H NMR (400 MHz, DMSO-d₆, 100°C, δ ppm): 9.24 (s, 2H), 9.04 (s, 1H), 8.75 (s, 1H), 8.03 (d, 1H, J = 8.1 Hz), 7.86 (d, J = 7.8 Hz, 2H), 7.58-7.47 (m, 4H), 4.82-4.64 (m, 2H), 3.97 (d, 1H, J = 7.3 Hz), 3.81 (d, 1H, J = 7.3 Hz), 3.62 (d, 1H, J = 10.9 Hz), 3.41 (d, 1H, J = 10.9 Hz), 3.07 (s, 3H), 1.95-1.82 (m, 2H).

The examples 235 to 237 were prepared from 3-(methylsulfonyl)-1-(5-phenylpyrimidin-2-yl)-1H-indole-6-carboxylic acid.

Example 235: (1R,4R)-2,5-Diazabicyclo[2.2.1]heptan-2-yl(3-(methylsulfonyl)-1-(5-phenylpyrimidin-2-yl)-1H-indol-6-yl)methanone

White solid. Yield: 0.11 g

HPLC-MS (method 5): R_t = 2.68 min; m/z [M+H]⁺ = 474.3

¹H NMR (400 MHz, DMSO-d₆, 100°C, δ ppm): 9.27 (s, 2H), 9.03 (s, 1H), 8.90 (s, 1H), 8.00 (d, J = 8.3 Hz, 1H), 7.87-7.86 (m, 2H), 7.59-7.56 (m, 3H), 7.52-7.5 (m, 1H), 3.98 (bs, 1H), 3.67 (bs, 1H), 3.59-3.56 (m, 1H), 3.34 (s, 3H), 3.31-3.29 (m, 1H), 3.09-3.07 (m, 1H), 2.94 (1H, obscured from water peak), 1.79-1.77 (m, 1H), 1.64-1.62 (m, 1H).

Example 236: (1S,4S)-2,5-Diazabicyclo[2.2.1]heptan-2-yl(3-(methylsulfonyl)-1-(5-phenylpyrimidin-2-yl)-1H-indol-6-yl)methanone

White solid. Yield: 0.15 g

HPLC-MS (method 5): R_t = 2.63 min; m/z [M+H]⁺ = 444.1

¹H NMR (400 MHz, DMSO-d₆, 100°C, δ ppm): 9.27 (s, 2H), 9.03 (s, 1H), 8.90 (s, 1H), 8.01-7.99 (m, 1H), 7.87-7.85 (m, 2H), 7.59-7.48 (m, 4H), 4.67 (bs, 1H), 3.68 (bs, 1H), 3.59-3.56 (m, 1H), 3.34-3.29 (m, 4H), 3.1-3.07 (m, 1H), 2.94 (1H, obscured from water peak), 1.79-1.77 (m, 1H), 1.65-1.53 (m, 1H).

Example 237: (1R,4R)-2-Oxa-5-azabicyclo[2.2.1]heptan-5-yl(3-(methylsulfonyl)-1-(5-phenylpyrimidin-2-yl)-1H-indol-6-yl)methanone

White solid. Yield: 0.115 g

HPLC-MS (method 5): $R_t = 3.03$ min; m/z $[M+H]^+ = 475.3$

1H NMR (400 MHz, DMSO- d_6 , 100°C, δ ppm): 9.28 (s, 2H), 9.04 (s, 1H), 8.91 (s, 1H), 8.01 (d, 1H, $J = 8.0$ Hz), 7.86 (d, 2H, $J = 7.6$ Hz), 7.62-7.48 (m, 4H), 4.85-4.65 (m, 2H), 3.95 (d, 1H, $J = 7.6$ Hz), 3.79 (d, 1H, $J = 7.2$ Hz), 3.59 (d, 1H, $J = 11.2$ Hz), 3.38 (d, 1H, $J = 10.8$ Hz), 3.35 (s, 3H), 1.95-1.82 (m, 2H).

Example 238: (1R,4R)-2-Oxa-5-azabicyclo[2.2.1]heptan-5-yl(1-(5-(2-fluorophenyl)pyrimidin-2-yl)-3-(methylsulfonyl)-1H-indol-6-yl)methanone

Prepared from 1-(5-bromopyrimidin-2-yl)-3-(methylthio)-1H-indole-6-carboxylic acid in three steps comprising an amide coupling with (1R,4R)-2-oxa-5-azabicyclo[2.2.1]heptane hydrochloride, a Suzuki reaction and an oxidation with m-chloroperoxybenzoic acid. White solid. Yield: 0.16 g

HPLC-MS (method 5): $R_t = 3.06$ min; m/z $[M+H]^+ = 493.2$

1H NMR (400 MHz, DMSO- d_6 , 100°C, δ ppm): 9.18 (s, 2H), 9.03 (s, 1H), 8.92 (s, 1H), 8.03-8.01 (m, 1H), 7.77 (t, 1H, $J = 6.9$ Hz), 7.62-7.53 (m, 2H), 7.43-7.38 (m, 2H), 4.83-4.64 (m, 2H), 3.95 (d, 1H, $J = 7.1$ Hz), 3.78 (d, 1H, $J = 7.1$ Hz), 3.58 (d, 1H, $J = 10.8$ Hz), 3.41-3.35 (m, 4H), 1.95-1.93 (m, 1H), 1.84-1.82 (m, 1H).

Example 239: (1S,4S)-2,5-Diazabicyclo[2.2.1]heptan-2-yl(1-(5-(2-fluorophenyl)pyrimidin-2-yl)-3-(methylsulfonyl)-1H-indol-6-yl)methanone

Synthesized from 1-(5-bromopyrimidin-2-yl)-3-(methylthio)-1H-indole-6-carboxylic acid and (1S,4S)-tert-butyl 2,5-diazabicyclo[2.2.1]heptane-2-carboxylate in four steps (amide coupling, Suzuki reaction, oxidation, deprotection). White solid. Yield: 0.21 g

HPLC-MS (method 5): $R_t = 2.77$ min; m/z $[M+H]^+ = 492.4$

1H NMR (400 MHz, DMSO- d_6 , 100°C, δ ppm): 9.18 (s, 2H), 9.02 (s, 1H), 8.91 (s, 1H), 8.0 (d, 1H, $J = 8.0$ Hz), 7.77 (t, 1H, $J = 7.8$ Hz), 7.59-7.53 (m, 2H), 7.43-7.38 (m, 2H), 4.5 (bs, 1H), 3.66 (bs, 1H), 3.58 (d, 1H, $J = 10.1$ Hz), 3.34-2.88 (m, 4H), 3.09-3.07 (m, 1H), 2.94 (1H, obscured from water peak), 2.2 (bs, 1H), 1.79-1.76 (m, 1H), 1.64-1.62 (m, 1H).

Synthesis examples 240 to 243 were prepared from 1-(5-(2-fluorophenyl)pyrimidin-2-yl)-3-(methylsulfinyl)-1H-indole-6-carboxylic acid via an amide coupling (HATU) followed by a BOC deprotection (TFA) in cases where a secondary amine was present.

Example 240: (1S,4S)-2,5-Diazabicyclo[2.2.1]heptan-2-yl(1-(5-(2-fluorophenyl)pyrimidin-2-yl)-3-(methylsulfinyl)-1H-indol-6-yl)methanone

White solid. Yield: 85 mg

HPLC-MS (method 5): $R_t = 2.55$ min; m/z $[M+H]^+ = 476.2$

1H NMR (400 MHz, DMSO- d_6 , 100°C, δ ppm): 9.14 (s, 2H), 9.02 (s, 1H), 8.74 (s, 1H), 8.0 (d, 1H, $J = 8.0$ Hz), 7.77-7.74 (m, 1H), 7.54-7.5 (m, 2H), 7.42-7.39 (m, 2H), 4.52 (bs, 1H), 3.82 (bs, 1H), 3.73-3.71 (m, 1H), 3.58-3.48 (m, 1H), 3.13-3.07 (m, 4H), 2.98 (1H, obscured from water peak), 1.87-1.8 (m, 1H), 1.67-1.64 (m, 1H).

Example 241: (1-(5-(2-Fluorophenyl)pyrimidin-2-yl)-3-(methylsulfinyl)-1H-indol-6-yl)((3aR,6aR)-hexahydropyrrolo[3,4-b]pyrrol-5(1H)-yl)methanone

White solid. Yield: 0.07 g

HPLC-MS (method 5): $R_t = 2.48$ min; m/z $[M+H]^+ = 490.1$

1H NMR (400 MHz, DMSO- d_6 , 100°C, δ ppm): 9.13 (s, 2H), 8.98 (s, 1H), 8.74 (s, 1H), 8.00 (d, $J = 8.0$ Hz, 1H), 7.77-7.73 (m, 1H), 7.55 (d, $J = 4.0$ Hz, 1H), 7.48 (d, $J = 8.0$ Hz, 1H), 7.42-7.37 (m, 2H), 3.80-3.65 (m, 3H), 3.58-3.42 (m, 2H), 3.07 (s, 3H), 2.89 (s, 2H), 2.66 (bs, 1H), 1.91-1.86 (m, 1H), 1.60 (bs, 1H).

Example 242: (1-(5-(2-Fluorophenyl)pyrimidin-2-yl)-3-(methylsulfinyl)-1H-indol-6-yl)((3aS,6aS)-hexahydropyrrolo[3,4-b]pyrrol-5(1H)-yl)methanone

White solid. Yield: 0.098 g

HPLC-MS (method 5): $R_t = 2.49$ min; m/z $[M+H]^+ = 490.1$

1H NMR (400 MHz, DMSO- d_6 , 100°C, δ ppm): 9.13 (s, 2H), 8.98 (s, 1H), 7.99 (d, $J = 8.0$ Hz, 1H), 7.77-7.73 (m, 1H), 7.55 (d, $J = 4.0$ Hz, 1H), 7.47 (d, $J = 8.0$ Hz, 1H), 7.42-7.37 (m, 2H), 3.78-3.65 (m, 3H), 3.49-3.42 (m, 2H), 3.07 (s, 3H), 2.75 (bs, 2H), 2.66 (s, 1H), 1.91-1.85 (m, 1H), 1.59 (bs, 1H).

Example 243: (1R,4R)-2-Oxa-5-azabicyclo[2.2.1]heptan-5-yl(1-(5-(2-fluorophenyl)pyrimidin-2-yl)-3-(methylsulfinyl)-1H-indol-6-yl)methanone

White solid. Yield: 70 mg

HPLC-MS (method 5): $R_t = 2.87$ min; m/z $[M+H]^+ = 477.2$

1H NMR (400 MHz, DMSO- d_6 , 100°C, δ ppm): 9.14 (s, 2H), 9.03 (s, 1H), 8.75 (s, 1H), 8.01 (d, 1H, $J = 8.2$ Hz), 7.76 (t, 1H, $J = 7.5$ Hz), 7.54-7.52 (m, 2H), 7.42-7.37 (m, 2H), 4.78-4.64 (m, 2H), 3.95 (d,

-190-

1H, J = 7.1 Hz), 3.79 (d, 1H, J = 7.3 Hz), 3.58 (d, 1H, J = 10.8 Hz), 3.38 (d, 1H, J = 10.5 Hz), 3.07 (s, 3H), 1.95-1.92 (m, 1H), 1.84-1.82 (m, 1H).

Example 244: (1S,4S)-2,5-Diazabicyclo[2.2.1]heptan-2-yl(3-(methylsulfinyl)-1-(5-(pyridin-2-yl)pyrimidin-2-yl)-1H-indol-6-yl)methanone

244a) Methyl 3-(methylthio)-1-(5-(pyridin-2-yl)pyrimidin-2-yl)-1H-indole-6-carboxylate

PdCl₂(dppf) (0.323 g, 0.39 mmol, 0.05eq) was added at room temperature and under an argon atmosphere to a suspension of 1-(5-bromo-pyrimidin-2-yl)-3-methyl sulfanyl-1H-indole-6-carboxylic acid-methyl ester (3.0 g, 7.93 mmol, 1 eq), bis(pinacolato)diboron (4.01 g, 15.87 mmol, 2 eq) and potassium acetate (1.16 g, 11.90 mmol, 1.5 eq) in 1,4-dioxane (125 mL). The reaction mixture was stirred for 16 h at 100°C, then cooled to room temperature and filtered through a pad of celite. The filtrate was concentrated and 2-bromopyridine (1.38 g, 8.76 mmol, 1.5 eq) and a 2 M solution of potassium carbonate (5.8 mL, 11.66 mmol, 2 eq) in 1,4-dioxane (125 mL) were added. Tetrakis(triphenylphosphine)palladium(0) (0.336 g, 0.29 mmol, 0.05 eq) was introduced under an inert atmosphere and the mixture was stirred for 16 h at 100°C. After cooling to room temperature, the mixture was filtered. The filtrate was evaporated and the remnant was dissolved in ethyl acetate (150 mL) and successively washed by water (2 x 50 mL) and brine (50 mL). The organic layer was dried over sodium sulfate, the solvent was removed under reduced pressure, and the residue was purified by column chromatography [230-400 mesh silica gel; ethyl acetate/hexane = 2:3]. White solid. Yield: 2.5 g (84% of theory)

HPLC-MS (method 5): R_t = 4.22 min; m/z [M+H]⁺ = 377.3

244b) 3-(Methylthio)-1-(5-(pyridin-2-yl)pyrimidin-2-yl)-1H-indole-6-carboxylic acid

Lithium hydroxide monohydrate (0.837 g, 19.94 mmol, 3 eq) was added to a solution of 244a) (2.5 g, 6.64 mmol, 1 eq) in water/THF (1:1, 40 mL) and the reaction mixture was stirred for 16 h at room temperature. The solvents were removed under reduced pressure and the residue was dissolved in water (100 mL), washed with ether (50 mL) and acidified with 2N hydrogen chloride solution. The aqueous phase was then extracted with ethyl acetate (2 x 100 mL) and the combined organic layers were washed with water and brine (50 mL), dried over sodium sulfate, and evaporated. White solid. Yield: 1.5 g (63% of theory)

HPLC-MS (method 5): R_t = 2.76 min; m/z [M+H]⁺ = 363

244c) (1S,4S)-tert-Butyl 5-(3-(methylthio)-1-(5-(pyridin-2-yl)pyrimidin-2-yl)-1H-indole-6-carbonyl)-2,5-diazabicyclo[2.2.1]heptane-2-carboxylate

TBTU (0.532 g, 1.65 mmol, 1.2 eq), 4-methyl-morpholine (0.30 mL, 2.75 mmol, 1.2 eq) and finally (1S,4S)-tert-butyl 2,5-diazabicyclo[2.2.1]heptane-2-carboxylate (0.328 g, 1.65 mmol, 1.2eq) were

-191-

added to a stirred solution 244b) (0.5 g, 1.3 mmol, 1eq) in DMF (10 mL). The reaction mixture stirred for 16 h at room temperature and then quenched with ice cold water (20 mL). The precipitating solid was filtered off, dried and purified by washing with pentane and ether. Yield: 0.400 g (54% of theory)

HPLC-MS (method 5): $R_t = 3.91$ min; m/z $[M+H+NH_3]^+ = 543.4$

244d) (1S,4S)-tert-Butyl 5-(3-(methylsulfinyl)-1-(5-(pyridin-2-yl)pyrimidin-2-yl)-1H-indole-6-carbonyl)-2,5-diazabicyclo[2.2.1]heptane-2-carboxylate

m-Chloroperoxybenzoic acid (0.114 g, 0.66 mmol, 0.9 eq) was added at 0°C to a stirred solution of 244c) (0.400 g, 0.61 mmol, 1 eq) in dichloromethane (30 mL). The reaction mixture was stirred for 3 h at room temperature, then diluted with dichloromethane (50 mL) and successively washed with saturated sodium hydrogen carbonate solution (2 x 30 mL) and brine (30 mL). The organic layer was dried over sodium sulfate and concentrated under reduced pressure. The residue was purified by column chromatography [230-400 mesh silica gel, dichloromethane/methanol = 95:5]. White solid. Yield: 0.290 g (71% of theory)

HPLC-MS (method 5): $R_t = 3.02$ min; m/z $[M+H]^+ = 559.4$

244e) (1S,4S)-2,5-Diazabicyclo[2.2.1]heptan-2-yl(3-(methylsulfinyl)-1-(5-(pyridin-2-yl)pyrimidin-2-yl)-1H-indol-6-yl)methanone

4 M solution of trifluoroacetic acid in dichloromethane (5.1 mL, 20.78 mmol, 40 eq) was added at 0°C to 244d) (0.29 g, 0.51 mmol, 1 eq) in dichloromethane (10 mL). The reaction mixture was then stirred for 3 h at room temperature. The solvent was removed under vacuum and the residue was co-distilled twice with dichloromethane, diluted with dichloromethane (50 mL) and washed with saturated potassium carbonate solution (2 x 20 mL) and brine (20 mL). The organic layer was dried over sodium sulfate, concentrated and finally chromatographed by preparative HPLC. White solid. Yield: 0.200 g (84% by theory)

HPLC-MS (method 5): $R_t = 2.00$ min; m/z $[M+H]^+ = 459.3$

¹H-NMR (400 MHz, DMSO-d₆, 100°C, δ ppm): 9.53 (s, 2H), 9.04 (s, 1H), 8.75 (s, 2H), 8.14 (d, 1H, J = 8 Hz), 7.95-8.02 (m, 2H), 7.44-7.52 (m, 2H), 4.50 (bs, 1H), 3.67 (s, 1H), 3.58 (d, 1H, J = 12 Hz), 3.31 (d, 1H, J = 12 Hz), 3.21 (s, 1H), 3.07 (s, 3H), 1.78 (d, 1H, J = 8 Hz), 1.63 (d, 1H, J = 8 Hz).

Synthesis examples 245 to 248 were prepared analogously to example 244.

Example 245: (1S,4S)-2,5-Diazabicyclo[2.2.1]heptan-2-yl(1-(5-(4-methylpyridin-2-yl)pyrimidin-2-yl)-3-(methylsulfinyl)-1H-indol-6-yl)methanone

White solid. Yield: 0.065 g

-192-

HPLC-MS (method 5): $R_t = 2.23$ min; m/z $[M+H]^+ = 473.1$

1H -NMR (400 MHz, DMSO- d_6 , 100°C, δ ppm): 9.52 (s, 2H), 9.05 (s, 1H), 8.76 (s, 1H), 8.61 (d, 1H, $J = 4.8$ Hz), 8.02-7.99 (m, 2H), 7.52 (d, 1H, $J = 8$ Hz), 7.30 (d, 1H, $J = 4.8$ Hz), 4.48 (bs, 1H), 3.68 (s, 1H), 3.59 (d, 1H, $J = 10.4$ Hz), 3.31 (d, 1H, $J = 10$ Hz), 3.11 (s, 1H), 3.09 (s, 3H), 2.96 (s, 1H), 2.46 (s, 3H), 1.78 (d, 1H, $J = 8.8$ Hz), 1.64 (d, 1H, $J = 9.2$ Hz).

Example 246: (1S,4S)-2,5-Diazabicyclo[2.2.1]heptan-2-yl(1-(5-(4-ethylpyridin-2-yl)pyrimidin-2-yl)-3-(methylsulfinyl)-1H-indol-6-yl)methanone

White solid. Yield: 0.115 g

HPLC-MS (method 5): $R_t = 2.58$ min; m/z $[M+H]^+ = 487.1$

1H -NMR (400 MHz, DMSO- d_6 , 100°C, δ ppm): 9.54 (s, 2H), 9.05 (s, 1H), 8.76 (s, 1H), 8.63 (d, 1H, $J = 4.8$ Hz), 8.01 (d, 2H, $J = 8.4$ Hz), 7.51 (d, 1H, $J = 8.1$ Hz), 7.32 (d, 1H, $J = 4.6$ Hz), 4.5 (bs, 1H), 3.68 (s, 1H), 3.59 (d, 1H, $J = 10.2$ Hz), 3.31 (d, 1H, $J = 10.1$ Hz), 3.12 (s, 1H), 3.07 (s, 3H), 2.80-2.74 (q, 2H), 1.79 (d, 1H, $J = 9.6$ Hz), 1.64 (d, 1H, $J = 9.1$ Hz), 1.31 (t, 3H, $J = 7.5$ Hz)

Example 247: (1S,4S)-2,5-Diazabicyclo[2.2.1]heptan-2-yl(1-(5-(6-methylpyridin-2-yl)pyrimidin-2-yl)-3-(methylsulfinyl)-1H-indol-6-yl)methanone

White solid. Yield: 0.22 g

HPLC-MS (method 5): $R_t = 2.44$ min; m/z $[M+H]^+ = 473$

1H -NMR (400 MHz, DMSO- d_6 , 100°C, δ ppm): 9.51 (s, 2H), 9.04 (s, 1H), 8.75 (s, 1H), 8.01 (d, 1H, $J = 8.2$ Hz), 7.92 (d, 1H, $J = 7.7$ Hz), 7.85 (t, 1H, $J = 7.6$ Hz), 7.51 (d, 1H, $J = 8.2$ Hz), 7.33 (d, 1H, $J = 7.52$ Hz), 4.5 (bs, 1H), 3.67 (s, 1H), 3.59 (d, 1H, $J = 10.2$ Hz), 3.31 (d, 1H, $J = 10.0$ Hz), 3.11 (s, 1H), 3.07 (s, 3H), 2.61 (s, 3H), 1.79 (d, 1H, $J = 9.1$ Hz), 1.64 (d, 1H, $J = 9.2$ Hz).

Example 248: (1S,4S)-2,5-Diazabicyclo[2.2.1]heptan-2-yl(1-(5-(4-(dimethylamino)pyridin-2-yl)pyrimidin-2-yl)-3-(methylsulfinyl)-1H-indol-6-yl)methanone

White solid. Yield: 0.066 g

HPLC-MS (method 5): $R_t = 2.42$ min; m/z $[M+H]^+ = 502.2$

1H -NMR (400 MHz, DMSO- d_6 , 100°C, δ ppm): 9.52 (s, 2H), 9.05 (s, 1H), 8.75 (s, 1H), 8.29 (d, 1H, $J = 5.9$ Hz), 8.01 (d, 1H, $J = 8.0$ Hz), 7.50 (d, 1H, $J = 8.1$ Hz), 7.29 (d, 1H, $J = 2.1$ Hz), 6.68-6.66 (m, 1H), 4.45 (bs, 1H), 3.67 (s, 1H), 3.58 (d, 1H, $J = 10.2$ Hz), 3.30 (d, 1H, $J = 10.5$ Hz), 3.07 (s, 9H), 1.78 (d, 1H, $J = 9.3$ Hz), 1.64 (d, 1H, $J = 9.1$ Hz).

Example 249: (1S,4S)-2,5-Diazabicyclo[2.2.1]heptan-2-yl(1-(5-(2-fluoro-5-methylphenyl) pyrimidin-2-yl)-3-(methylsulfinyl)-1H-indol-6-yl)methanone

Synthesized in analogy to example 244 with the difference that 1-(5-bromo-pyrimidin-2-yl)-3-methyl sulfanyl-1H-indole-6-carboxylic acid-methyl ester was not transferred into a pincol boronic acid ester but instead directly reacted with 2-(2-fluoro-5-methylphenyl)-4,4,5,5-tetramethyl-1,3,2-dioxaborolane. White solid. Yield: 0.11 g

HPLC-MS (method 5): $R_t = 2.65$ min; $m/z [M+H]^+ = 490.2$

1H -NMR (400 MHz, DMSO- d_6 , 100°C, δ ppm): 9.12 (s, 2H), 9.02 (s, 1H), 8.75 (s, 1H), 8.02 (d, 1H, $J = 8.4$ Hz), 7.56-7.51 (m, 2H), 7.33 (bs, 1H), 7.26 (t, 1H, $J = 10$ Hz), 4.54 (bs, 1H), 3.78 (s, 1H), 3.60 (d, 1H, $J = 10.4$ Hz), 3.36 (d, 1H, $J = 10.8$ Hz), 3.15 (d, 1H, $J = 9.6$ Hz), 3.07 (s, 3H), 3.02 (s, 1H), 2.41 (s, 3H), 1.83 (d, 1H, $J = 8.4$ Hz), 1.68 (d, 1H, $J = 8.4$ Hz).

Examples 250 and 251 were prepared from 1-(5-(2-fluorophenyl)pyrimidin-2-yl)-3-(methylsulfinyl)-1H-indole-6-carboxylic acid and the respective amines via an amide coupling utilizing HATU as reagent.

Example 250: 1-(5-(2-Fluorophenyl)pyrimidin-2-yl)-N-((1-hydroxycyclopropyl)methyl)-N-methyl-3-(methylsulfinyl)-1H-indole-6-carboxamide

White solid. Yield: 0.079 g

HPLC-MS (method 4): $R_t = 2.96$ min; $m/z [M+H]^+ = 479.0$

1H NMR (400 MHz, DMSO- d_6 , 100°C, δ ppm): 9.13 (s, 2H), 8.91 (s, 1H), 8.72 (s, 1H), 7.98 (d, 1H, $J = 8.4$ Hz), 7.75 (t, 1H, $J = 7.2$ Hz), 7.57-7.52 (m, 1H), 7.44-7.37 (m, 3H), 5.06 (s, 1H), 3.56 (bs, 2H), 3.13 (s, 3H), 3.07 (s, 3H), 0.66 (bs, 2H), 0.52 (bs, 2H).

Example 251: 1-(5-(2-Fluorophenyl)pyrimidin-2-yl)-N-((S)-2-hydroxypropyl)-N-methyl-3-(methylsulfinyl)-1H-indole-6-carboxamide

White solid. Yield: 75 mg

HPLC-MS (method 5): $R_t = 2.82$ min; $m/z [M+H]^+ = 467.3$

1H NMR (400 MHz, DMSO- d_6 , 100°C, δ ppm): 9.13 (s, 2H), 8.9 (s, 1H), 8.73 (s, 1H), 7.99 (d, 1H, $J = 8.0$ Hz), 7.76 (t, 1H, $J = 8.0$ Hz), 7.58-7.52 (m, 1H), 7.42-7.37 (m, 3H), 4.45 (bs, 1H), 4.02-3.97 (m, 1H), 3.39 (d, 2H, $J = 8.0$ Hz), 3.07 (s, 6H), 1.07 (d, 3H, $J = 4.0$ Hz).

Examples 252 and 253: (1-(5-(2-Fluorophenyl)pyrimidin-2-yl)-3-(1-hydroxyethyl)-1H-indol-6-yl)(morpholino)methanone (faster and slower elution enantiomer)

a) 6-(Morpholine-4-carbonyl)-1H-indole-3-carbaldehyde

(1H-Indol-6-yl)(morpholino)methanone (36.0 g, 156.5 mmol) in DMF (540 mL) was added drop wise at 0°C to a solution of phosphoryl chloride (43.9 mL, 469 mmol) in DMF (884 mL) and the mixture was stirred at room temperature for 4 h. The reaction mixture was then neutralized with saturated sodium hydrogen carbonate solution and extracted with ethyl acetate (3 x). The combined organic layers were dried over sodium sulfate and evaporated. The residue was finally purified by column chromatography [100-200 mesh silica; dichloromethane with 10% methanol]. White solid. Yield: 36 g (89% of theory)

HPLC-MS (method 5): $R_t = 1.86$ min; m/z $[M+H]^+ = 259.1$

b) 3-(Hydroxymethyl)-1H-indol-6-yl)(morpholino)methanone

Sodium borohydride (2.2 g, 58.34 mmol) was added at 0°C portion wise to a suspension of 6-(morpholine-4-carbonyl)-1H-indole-3-carbaldehyde (5 g, 19.44 mmol) in methanol (106 mL) and the mixture was stirred at room temperature for 3 h. The methanol was removed under vacuum whereby the temperature was kept below <35°C. The residue was diluted with water (100 mL) and extracted with ethyl acetate (3 x 100 mL). The combined organic layers were washed with brine, dried over sodium sulfate and evaporated. Washing of the remnant with ether provided the product as white solid. Yield: 4 g (79% of theory)

HPLC-MS (method 5): $R_t = 1.72$ min; m/z $[M+H]^+ = 261.2$

c) 1-(5-Bromopyrimidin-2-yl)-3-(hydroxymethyl)-1H-indol-6-yl)(morpholino)methanone

Potassium tert-butyrate (1.72 g, 15.38 mmol) and 5-bromo-2-chloro-pyrimidine (2.97 g, 15.38 mmol) were added to a solution of the indol obtained under b) (4 g, 15.38 mmol) in DMF (57 mL). The resulting mixture was heated at 120°C for 16 h, then filtered through a pad of celite and washed with ethyl acetate (3 x 50 mL). The filtrate was washed with water (2 x 50 mL) and brine (1 x 50 mL), and evaporated. The residue was purified through flash column chromatography [silica; dichloromethane with 0-4% methanol]. The raw product was triturated with ether/dichloromethane = 95/5. White solid. Yield: 3.1 g (48% of theory)

HPLC-MS (method 5): $R_t = 2.84$ min; m/z $[M+H]^+ = 419.1$

d) 1-(5-(2-Fluorophenyl)pyrimidin-2-yl)-3-(hydroxymethyl)-1H-indol-6-yl)(morpholino)methanone

Potassium carbonate (4.35 g, 31.58 mmol) was added to the product of c) (4.39 g, 10.52 mmol) in THF/water (4.5:1, 165 mL). The reaction apparatus was flushed with argon and Pd2(dba)3 (0.96g, 1.052 mmol), tert-butylphosphonium tetrafluoroborate (0.15 g, 0.52 mmol) and 2-fluorophenylboronic acid (1.49 g, 10.52 mmol) were added. The resulting mixture was stirred at 30°C for 2 h and then

-195-

filtered through a pad of celite. The celite was washed with dichloromethane (2 x 75 mL) and the filtrate was concentrated. The remnant was purified by flash column chromatography [silica; dichloromethane with 1.5% methanol]. Yellow solid. Yield: 4 g (88% of theory)

HPLC-MS (method 4): $R_t = 3.0$ min; m/z $[M+H]^+ = 433.0$

e) 1-(5-(2-Fluorophenyl)pyrimidin-2-yl)-6-(morpholine-4-carbonyl)-1H-indole-3-carbaldehyde

Dess-Martin periodinane (5.89 g, 13.8 mmol) was added at 0°C to a solution of the product from the preceding procedure d) (4.0 g, 9.25 mmol) in dichloromethane (250 mL) and the resulting mixture was stirred at room temperature for 30 min. The reaction mixture was then filtered through a pad of celite and the filter was washed with dichloromethane (2 x 60 mL). The filtrate was concentrated and the residue purified by flash column chromatography [silica; dichloromethane with 0-1.5% methanol]. White solid. Yield: 3 g (75% of theory)

HPLC-MS (method 5): $R_t = 3.27$ min; m/z $[M+H]^+ = 431.1$.

f) (1-(5-(2-Fluorophenyl)pyrimidin-2-yl)-3-(hydroxymethyl)-1H-indol-6-yl)(morpholino)methanone

Methyl magnesium iodide (3 M in ether, 5.57 mL, 16.72 mmol) was added at -70°C to a solution of d) (2.4 g, 5.57 mmol) in THF (163 mL) and the resulting mixture was stirred at -50°C for 4 h. The reaction mixture was quenched with ammonium chloride solution (50 mL) and extracted with ethyl acetate (2 x 100 mL). The combined organic layers were washed with brine, dried over sodium sulfate and concentrated. The residue was purified by flash column chromatography [silica; dichloromethane with 0-2 % methanol]. Light yellow solid. Yield: 1.9 g (76% of theory; racemate).

HPLC-MS (method 5): $R_t = 3.13$ min; m/z $[M+H]^+ = 447.3$.

The single enantiomers were obtained from the racemate (0.5 g) via chiral SFC (column: Chiracel OJ-H 250 x 21 mm, 5 μ m; column temperature: 35°C; co-solvent: isopropylamine in acetonitrile = 60/40; amount of co-solvent: 0.5%; flow rate: 30 g/min; pressure: 80 bar).

Faster eluting enantiomer (example 252):

Yield: 0.180 g

^1H NMR (400 MHz, DMSO- d_6 , δ ppm): 9.1 (s, 2H), 8.86 (s, 1H), 8.27 (s, 1H), 7.81 (d, 1H, $J = 8.0$ Hz), 7.78-7.74 (m, 1H), 7.5-7.51 (m, 1H), 7.45-7.38 (m, 2H), 7.3 (dd, 1H, $J = 8.1, 1.1$ Hz), 5.27 (d, 1H, $J = 5.1$ Hz), 5.12-5.07 (m, 1H), 3.63 (bs, 8H), 1.54 (d, 3H, $J = 6.4$ Hz).

Slower eluting enantiomer (example 253):

Yield: 0.125 g

-196-

¹H NMR (400 MHz, DMSO-d₆, δ ppm): 9.1 (s, 2H), 8.86 (s, 1H), 8.27 (s, 1H), 7.81 (d, 1H, J = 8.0 Hz), 7.78-7.74 (m, 1H), 7.5-7.51 (m, 1H), 7.45-7.38 (m, 2H), 7.3 (dd, 1H, J = 8.1, 1.1 Hz), 5.27 (d, 1H, J = 5.1 Hz), 5.12-5.07 (m, 1H), 3.63 (bs, 8H), 1.54 (d, 3H, J = 6.4 Hz).

Examples 254 and 255: (3-(1-Hydroxyethyl)-1-(5-phenylpyrimidin-2-yl)-1H-indol-6-yl)(morpholino)methanone faster and slower elution enantiomer)

Racemic (3-(1-hydroxyethyl)-1-(5-phenylpyrimidin-2-yl)-1H-indol-6-yl)(morpholino)methanone was prepared in three chemical steps from (1-(5-bromopyrimidin-2-yl)-3-(hydroxymethyl)-1H-indol-6-yl)(morpholino)methanone analogously to the procedures for examples 252 /253. White solid. Yield: 1.6 g

HPLC-MS (method 5): R_t = 3.04 min; m/z [M+H]⁺ = 429.2

The racemate (0.4 g) was submitted to chiral SFC to obtain the single enantiomers (column: Chiracel OJ-H 250 x 21 mm, 5 μm; column temperature: 35°C; co-solvent: isopropylamine in acetonitrile = 65/35; amount of co-solvent: 0.5%; flow rate: 25 g/min; pressure: 80 bar).

Faster eluting enantiomer (example 254):

Yield: 0.13 g

¹H NMR (400 MHz, DMSO-d₆, δ ppm): 9.2 (s, 2H), 8.76 (s, 1H), 8.27 (s, 1H), 7.87-7.81 (m, 3H), 7.57-7.45 (m, 3H), 7.3 (d, 1H, J = 8.0 Hz), 5.25 (d, 1H, J = 4.8 Hz), 5.12-5.06 (m, 1H), 3.63 (bs, 8H), 1.54 (d, 3H, J = 6.4 Hz).

Slower eluting enantiomer (example 255):

Yield: 0.10 g

¹H NMR (400 MHz, DMSO-d₆, δ ppm): 9.2 (s, 2H), 8.76 (s, 1H), 8.27 (s, 1H), 7.87-7.81 (m, 3H), 7.57-7.45 (m, 3H), 7.3 (d, 1H, J = 8.0 Hz), 5.25 (d, 1H, J = 4.8 Hz), 5.12-5.06 (m, 1H), 3.63 (bs, 8H), 1.54 (d, 3H, J = 6.4 Hz).

Synthesis examples 256 to 260 were prepared from (1-(5-bromopyrimidin-2-yl)-3-(methylsulfinyl)-1H-indol-6-yl)(morpholino)methanone and the respective 2-bromo-pyridines in an analogous manner as described for example 50.

Example 256: (1-(5-(4-Isopropylpyridin-2-yl)pyrimidin-2-yl)-3-(methylsulfinyl)-1H-indol-6-yl)(morpholino)methanone

White solid. Yield: 0.15 g

HPLC-MS (method 5): R_t = 3.04 min; m/z [M+H]⁺ = 490.2

-197-

¹H NMR (400 MHz, DMSO-d₆, 100 °C, δ ppm): 9.56 (s, 2H), 8.95 (s, 1H), 8.75 (s, 1H), 8.63 (d, 1H, J = 8.0 Hz), 8.03-8.01 (m, 2H), 7.41 (d, 1H, J = 8.0 Hz), 7.34 (d, 1H, J = 4.8 Hz), 3.67-3.66 (m, 4H), 3.6-3.59 (m, 4H), 3.07-3.01 (m, 4H), 1.32 (d, 6H, J = 6.9 Hz).

Example 257: (3-(Methylsulfinyl)-1-(5-(4-(prop-1-yn-1-yl)pyridin-2-yl)pyrimidin-2-yl)-1H-indol-6-yl)(morpholino)methanone

White solid. Yield: 0.13 g

HPLC-MS (method 5): R_t = 2.89 min; m/z [M+H]⁺ = 486.1

¹H NMR (400 MHz, DMSO-d₆, 100°C, δ ppm): 9.54 (s, 2H), 8.94 (s, 1H), 8.75 (s, 1H), 8.7(d, 1H, J = 4.8 Hz), 8.11 (s, 1H), 8.03 (d, 1H, J = 8.0 Hz), 7.43-7.39 (m, 2H), 3.68-3.66 (m, 4H), 3.6-3.59 (m, 4H), 3.07 (s, 3H), 2.15 (s, 3H).

Example 258: (1-(5-(4-Cyclopropylpyridin-2-yl)pyrimidin-2-yl)-3-(methylsulfinyl)-1H-indol-6-yl)(morpholino)methanone

White solid. Yield: 0.125 g

HPLC-MS (method 5): R_t = 2.83 min; m/z [M+H]⁺ = 488.3

¹H NMR (400 MHz, DMSO-d₆, 100°C, δ ppm): 9.54 (s, 2H), 8.94 (s, 1H), 8.75 (s, 1H), 8.54 (d, 1H, J = 5.0 Hz), 8.03 (d, 1H, J = 8.0 Hz), 7.81 (s, 1H), 7.4 (d, 1H, J = 8.1 Hz), 7.16 (d, 1H, J = 4.9 Hz), 3.67-3.66 (m, 4H), 3.59-3.58 (m, 4H), 3.06 (s, 3H), 2.08-2.04 (m, 1H), 1.16-1.13 (m, 2H), 0.98-0.96 (m, 2H).

Example 259: (1-(5-(4-Ethylpyridin-2-yl)pyrimidin-2-yl)-3-(methylsulfinyl)-1H-indol-6-yl)(morpholino)methanone

White solid. Yield: 0.1 g

HPLC-MS (method 5): R_t = 2.86 min; m/z [M+H]⁺ = 476.3

¹H NMR (400 MHz, DMSO-d₆, 100°C, δ ppm): 9.54 (s, 2H), 8.96 (s, 1H), 8.75 (s, 1H), 8.63 (bs, 1H), 8.03-7.99 (m, 2H), 7.43-7.41 (m, 1H), 7.32 (bs, 1H), 3.67 (bs, 4H), 3.59 (bs, 4H), 3.07 (s, 3H), 2.81-2.74 (m, 2H), 1.31 (t, 3H, J = 7.5 Hz).

Example 260: (1-(5-(4-Ethoxypyridin-2-yl)pyrimidin-2-yl)-3-(methylsulfinyl)-1H-indol-6-yl)(morpholino)methanone

White solid. Yield: 0.085 g

HPLC-MS (method 5): R_t = 2.77 min; m/z [M+H]⁺ = 492.2

-198-

¹H NMR (400 MHz, DMSO-d₆, 100°C, δ ppm): 9.54 (s, 2H), 8.94 (s, 1H), 8.75 (s, 1H), 8.54 (d, 1H, J = 5.7 Hz), 8.03 (d, 1H, J = 8.2 Hz), 7.67 (s, 1H), 7.43-7.41 (m, 1H), 7.02-7.0 (m, 1H), 4.3 (q, 2H, J = 7 Hz), 3.68-3.66 (m, 4H), 3.6-3.58 (m, 4H), 3.07 (s, 3H), 1.42 (t, 3H, J = 6.9 Hz).

Example 261: (1-(5-(5-Ethoxy-2-fluorophenyl)pyrimidin-2-yl)-3-(methylsulfinyl)-1H-indol-6-yl)(morpholino)methanone

Potassium carbonate (0.185 g, 1.34 mmol) and (Ataphos)2PdCl₂ (0.032 g, 0.044 mmol) were added under an argon atmosphere to a solution of (1-(5-bromopyrimidin-2-yl)-3-(methylsulfinyl)-1H-indol-6-yl)(morpholino)methanone (0.2 g, 0.445 mmol) and 2-fluoro-5-ethoxyphenylboronic acid (0.165 g, 0.89 mmol) in tert-amylalcohol (8.0 mL) and water (0.8 mL). The reaction mixture was stirred at 90°C for 4 h, then cooled to ambient temperatures and filtered over celite. The filtrate was concentrated and the residue purified by flash column chromatography [silica; dichloromethane with 2% methanol]. White solid. Yield: 0.14 g (62% of theory)

HPLC-MS (method 5): R_t = 3.15 min; m/z [M+H]⁺ = 509.3

¹H NMR (400 MHz, DMSO-d₆, 100°C, δ ppm): 9.15 (s, 2H), 8.92 (s, 1H), 8.74 (s, 1H), 8.03 (d, 1H, J = 8.0 Hz), 7.4 (dd, 1H, J = 8.0, 1.2 Hz), 7.32-7.27 (m, 2H), 7.07-7.04 (m, 1H), 4.14 (q, 2H, J = 6.9 Hz), 3.67-3.65 (m, 4H), 3.59-3.57 (m, 4H), 3.07 (s, 3H), 1.37 (t, 3H, J = 7.0 Hz).

Example 262: (1-(5-(Benzo[d][1,3]dioxol-5-yl)pyrimidin-2-yl)-3-(methylsulfinyl)-1H-indol-6-yl)(morpholino)methanone

Prepared from (1-(5-bromopyrimidin-2-yl)-3-(methylsulfinyl)-1H-indol-6-yl)(morpholino)-methanone (0.3 g, 0.67 mmol) and benzo[1,3]dioxole-5-boronic acid (0.22 g, 1.33 mmol) analogously to synthesis example 261. White solid. Yield: 0.145 g (44% of theory)

HPLC-MS (method 5): R_t = 2.94 min; m/z [M+H]⁺ = 491.3

¹H NMR (400 MHz, DMSO-d₆, 100°C, δ ppm): 9.18 (s, 2H), 8.9 (s, 1H), 8.72 (s, 1H), 8.01 (d, 1H, J = 8.0 Hz), 7.44-7.33 (m, 3H), 7.05 (d, 1H, J = 8.0 Hz), 6.09 (s, 2H), 3.67-3.66 (m, 4H), 3.59-3.58 (m, 4H), 3.06 (s, 3H).

Example 263: (1-(5-(2-Fluoro-5-(trifluoromethoxy)phenyl)pyrimidin-2-yl)-3-(methylsulfinyl)-1H-indol-6-yl)(morpholino)methanone

The product was obtained through a Suzuki-Miyaura reaction of [1-(5-bromo-pyrimidin-2-yl)-3-methanesulfinyl-1H-indol-6-yl]-morpholin-4-yl-methanone (0.2 g, 0.445 mmol) and 2-fluoro-5-trifluoromethoxyphenylboronic acid (0.2 g, 0.89 mmol) analogously to the procedure for synthesis example 261. White solid. Yield: 0.14 g (57% of theory)

HPLC-MS (method 5): R_t = 3.21 min; m/z [M+H]⁺ = 549.1

¹H NMR (400 MHz, DMSO-d₆, 80°C, δ ppm): 9.19 (s, 2H), 8.92 (s, 1H), 8.75 (s, 1H), 8.02 (d, 1H, J = 8.0 Hz), 7.82 (d, 1H, J = 4.0 Hz), 7.58-7.54 (m, 2H), 7.41 (d, 1H, J = 8.0 Hz), 3.67-3.65 (m, 4H), 3.58-3.57 (m, 4H), 3.07 (s, 3H).

Example 264: 4-Fluoro-3-(2-(3-(methylsulfinyl)-6-(morpholine-4-carbonyl)-1H-indol-1-yl)pyrimidin-5-yl)phenyl acetate

264a) (1-(5-(2-Fluoro-5-hydroxyphenyl)pyrimidin-2-yl)-3-(methylsulfinyl)-1H-indol-6-yl)(morpholino)methanone

Bis(tri-tert-butylphosphine) palladium(0) (0.51 g, 1.0 mmol) was added under an argon atmosphere to a suspension of [1-(5-bromo-pyrimidin-2-yl)-3-methanesulfinyl-1H-indol-6-yl]-morpholin-4-yl-methanone (1.0 g, 2.0 mmol), 2-fluoro-5-hydroxyphenylboronic acid (0.625 g, 4.0 mmol) and potassium fluoride (0.29 g, 5.0 mmol) in dioxane (50 ml). The reaction mixture was stirred at 90°C for 4 h and then filtered through a pad of celite. The filter was washed with dichloromethane (2 x 20 mL) and concentrated. The residue was purified by flash column chromatography [silica; dichloromethane with 2% methanol]. Light yellow solid. Yield: 0.44 g (46% of theory)

HPLC-MS (method 5): R_t = 2.72 min; m/z [M+H]⁺ = 481.4

264b) 4-Fluoro-3-(2-(3-(methylsulfinyl)-6-(morpholine-4-carbonyl)-1H-indol-1-yl)pyrimidin-5-yl)phenyl acetate

Acetic anhydride (0.18 mL, 1.9 mmol) was added at 0°C to 264a) (0.45 g, 0.94 mmol) in pyridine (2.0 mL) and the resulting solution was stirred at room temperature for 3 h. The reaction mixture was diluted with cold water and extracted with dichloromethane/methanol (9:1; 3 x 30 mL). The organic layers were washed with saturated sodium hydrogen carbonate solution (2 x 20 mL) and brine (20 mL), dried over sodium sulfate and evaporated. The remnant was purified by flash column chromatography [silica; dichloromethane with 1.5% methanol]. Yield: 0.09 g (38% of theory)

HPLC-MS (method 5): R_t = 2.91 min; m/z [M+H]⁺ = 523.2

¹H NMR (400 MHz, DMSO-d₆, 100°C, δ ppm): 9.15 (s, 2H), 8.92 (s, 1H), 8.74 (s, 1H), 8.03 (d, 1H, J = 8.0 Hz), 7.57 (dd, 1H, J = 6.8, 2.8 Hz), 7.46-7.41 (m, 2H), 7.32-7.29 (m, 1H), 3.68-3.65 (m, 4H), 3.59-3.57 (m, 4H), 3.07 (s, 3H), 2.31 (s, 3H).

Example 265: (1-(5-(2-Fluoro-5-methylphenyl)pyrimidin-2-yl)-3-(methylsulfinyl)-1H-indol-6-yl)(pyrrolidin-1-yl)methanone

The synthesis example was prepared from methyl 1-(5-bromopyrimidin-2-yl)-3-(methylthio)-1H-indole-6-carboxylate in four chemical steps comprising a Suzuki reaction with (2-fluoro-5-methylphenyl)boronic acid, an oxidation with m-chloroperoxybenzoic acid, a hydrolysis of the methyl

-200-

ester under use of lithium hydroxide and finally an amidation with HATU as coupling reagent and pyrrolidine as amine. White solid. Yield: 0.08 g

HPLC-MS (method 5): $R_t = 3.2$ min; m/z $[M+H]^+ = 463.3$

1H NMR (400 MHz, DMSO- d_6 , δ ppm): 9.16 (s, 2H), 9.02 (s, 1H), 8.78 (s, 1H), 8.01 (d, 1H, $J = 8.16$ Hz), 7.6-7.52 (m, 2H), 7.33-7.31 (m, 2H), 3.53-3.46 (m, 4H), 3.08 (s, 3H), 2.38 (s, 3H), 1.91-1.83 (m, 4H).

Example 266: N-Ethyl-1-(5-(2-fluoro-5-methylphenyl)pyrimidin-2-yl)-N-methyl-3-(methylsulfinyl)-1H-indole-6-carboxamide

Prepared in an analogous manner as synthesis example 265. White solid. Yield: 0.13 g

HPLC-MS (method 5): $R_t = 3.27$ min; m/z $[M+H]^+ = 451.0$

1H NMR (400 MHz, DMSO- d_6 , 100°C, δ ppm): 9.12 (s, 2H), 8.88 (s, 1H), 8.73 (s, 1H), 8.02 (d, 1H, $J = 8.0$ Hz), 7.54 (d, 1H, $J = 7.7$ Hz), 7.39-7.23 (m, 3H), 3.46-3.41 (m, 2H), 3.07 (s, 3H), 3.0 (s, 3H), 2.4 (s, 3H), 1.18 (t, 3H, $J = 7.0$ Hz).

Example 267: 1-(5-(2-Fluoro-5-methylphenyl)pyrimidin-2-yl)-N,N-dimethyl-3-(methylsulfinyl)-1H-indole-6-carboxamide

The synthesis example was obtained from 1-(5-bromopyrimidin-2-yl)-3-(methylthio)-1H-indole-6-carboxylic acid in three chemical steps comprising an amide coupling with HATU as reagent, an oxidation with m-chloroperoxybenzoic acid and a Suzuki reaction with (2-fluoro-5-methylphenyl)boronic acid. White solid. Yield: 0.11 g

HPLC-MS (method 7): $R_t = 7.81$ min; m/z $[M+H]^+ = 437.2$

1H NMR (400 MHz, DMSO- d_6 , δ ppm): 9.16 (s, 2H), 8.91 (s, 1H), 8.77 (s, 1H), 8.01 (d, 1H, $J = 8.1$ Hz), 7.57 (d, 1H, $J = 7.6$ Hz), 7.42-7.29 (m, 3H), 3.08-2.98 (m, 9H), 2.38 (s, 3H).

Example 268: 1-(5-(2-Fluoro-5-methoxyphenyl)pyrimidin-2-yl)-N,N-dimethyl-3-(methylsulfinyl)-1H-indole-6-carboxamide

Suzuki reaction of 1-(5-bromopyrimidin-2-yl)-N,N-dimethyl-3-(methylsulfinyl)-1H-indole-6-carboxamide (0.15 g, 0.37 mmol; intermediate in the preparation of synthesis example 267) with 2-fluoro-5-methoxyphenylboronic acid (0.13 g, 0.74 mmol) in analogy to the procedure detailed for example 261). White solid. Yield: 0.06 g (36% of theory)

HPLC-MS (method 7): $R_t = 7.26$ min; m/z $[M+H]^+ = 453.1$

¹H NMR (400 MHz, DMSO-d₆, δ ppm): 9.19 (s, 2H), 8.91 (s, 1H), 8.77 (s, 1H), 8.02 (d, 1H, J = 8.1 Hz), 7.42-7.31 (m, 3H), 7.1-7.06 (m, 1H), 3.84 (s, 3H), 3.08 (s, 3H), 3.04-2.98 (m, 6H).

Example 269: (1-(5-(4-Methylpyridin-2-yl)pyrimidin-2-yl)-3-(methylsulfinyl)-1H-indol-6-yl)(pyrrolidin-1-yl)methanone

269a) Methyl 1-(5-(4-methylpyridin-2-yl)pyrimidin-2-yl)-3-(methylthio)-1H-indole-6-carboxylate

PdCl₂(dppf) (0.325 g, 0.397 mmol) was added to a suspension of methyl 1-(5-bromopyrimidin-2-yl)-3-(methylthio)-1H-indole-6-carboxylate (3.0 g, 7.96 mmol), bis(pinacolato)diboron (2.26 g, 8.91 mmol) and potassium acetate (2.34 g, 23.87 mmol) in dioxane (80 mL) that was stirred under an argon atmosphere. The reaction mixture was stirred for 1 h at 110°C and then cooled to room temperature. 2-Bromo-4-methyl-pyridine (2.05 g, 11.93 mmol), 2M potassium carbonate solution (8.0 mL) and tetrakis(triphenylphosphine)palladium(0) (0.46 g, 0.398 mmol) were added at this temperature and the resulting mixture was stirred for 16 h at 100°C. The reaction mixture was filtered through a pad of celite, the filter was washed with dichloromethane/methanol (9:1) and the filtrate was concentrated under reduced pressure. The remnant was purified by column chromatography [100-200 mesh silica; dichloromethane ethyl acetate/hexane = 5/20/75]. Yellow solid. Yield: 2.0 g (64% of theory)

HPLC-MS (method 5): R_t = 4.50 min; m/z [M+H]⁺ = 391.3

269b) 1-(5-(4-Methylpyridin-2-yl)pyrimidin-2-yl)-3-(methylthio)-1H-indole-6-carboxylic acid

Lithium hydroxide monohydrate (0.27 g, 6.4 mmol) was added to an ice-cooled suspension of the methyl ester 269a) (1.0 g, 2.56 mmol) in THF/water (1:1, 50 mL) and the resulting mixture was stirred at room temperature for 16 h. The solvent was removed under vacuum, and the residue was dissolved in water (20 mL) and washed with dichloromethane (2 x 20 mL). The aqueous phase was acidified with sodium hydrogen sulfate and extracted with dichloromethane (3 x 50 mL). The combined organic layers were dried over sodium sulfate and evaporated to dryness. White solid. Yield: 0.9 g (93% of theory)

HPLC-MS (method 5): R_t = 3.05 min; m/z [M+H]⁺ = 377.2

269c) (1-(5-(4-Methylpyridin-2-yl)pyrimidin-2-yl)-3-(methylthio)-1H-indol-6-yl)(pyrrolidin-1-yl)methanone

HATU (0.36 g, 0.95 mmol), diisopropylethylamine (0.41 mL, 2.39 mmol) and pyrrolidine (0.079 mL, 0.96 mmol) were added at 0°C to a solution of the carboxylic acid 269b) (0.3 g, 0.79 mmol) in DMF (2 mL) and the resulting mixture was stirred at room temperature for 16 h. The reaction mixture was then poured onto water and extracted with dichloromethane (3 x 20 mL). The combined organic layers were washed with saturated sodium hydrogen carbonate solution and brine, dried over sodium sulfate

-202-

and evaporated. The remnant was purified by flash column chromatography [silica; dichloromethane with 1% methanol]. White solid. Yield: 0.33 g (97% of theory)

HPLC-MS (method 5): $R_t = 3.93$ min; m/z $[M+H]^+ = 430.0$

269d) 1-(5-(4-Methylpyridin-2-yl)pyrimidin-2-yl)-3-(methylsulfinyl)-1H-indol-6-yl)(pyrrolidin-1-yl)methanone

m-Chloroperoxybenzoic acid (77%, 0.14 g, 0.62 mmol) in dichloromethane (10 mL) was added at 0°C to a solution of 269c) (0.33 g, 0.77 mmol) in dichloromethane (40 mL) and the reaction mixture was stirred at room temperature for 3 h. The mixture was then washed successively with saturated sodium hydrogen carbonate solution (2 x 20 mL) and brine (1 x 30 mL), dried over sodium sulfate and evaporated. The residue was purified by flash column chromatography [silica gel; dichloromethane with 2% methanol]. White solid. Yield: 0.215 g (63% of theory)

HPLC-MS (method 5): $R_t = 2.84$ min; m/z $[M+H]^+ = 446.2$

1H NMR (400 MHz, DMSO- d_6 , 100°C, δ ppm): 9.56 (s, 2H), 9.05 (s, 1H), 8.79 (s, 1H), 8.6 (d, 1H, $J = 4.8$ Hz), 8.05-8 (m, 2H), 7.53 (d, 1H, $J = 8.1$ Hz), 7.31 (d, 1H, $J = 4.6$ Hz), 3.55-3.49 (m, 4H), 3.08 (s, 3H), 2.43 (s, 3H), 1.93-1.84 (m, 4H).

Example 270: N,N-Dimethyl-1-(5-(4-methylpyridin-2-yl)pyrimidin-2-yl)-3-(methylsulfinyl)-1H-indole-6-carboxamide

Synthesized from 1-(5-(4-methylpyridin-2-yl)pyrimidin-2-yl)-3-(methylthio)-1H-indole-6-carboxylic acid as described for example 269. White solid. Yield: 0.158 g

HPLC-MS (method 5): $R_t = 2.70$ min; m/z $[M+H]^+ = 420.2$

1H NMR (400 MHz, DMSO- d_6 , δ ppm): 9.55 (s, 2H), 8.92 (s, 1H), 8.78 (s, 1H), 8.6 (d, 1H, $J = 4.9$ Hz), 8.04-8.01 (m, 2H), 7.4 (d, 1H, $J = 8.2$ Hz), 7.31 (s, 1H, $J = 4.7$ Hz), 3.05-2.99 (m, 9H), 2.43 (s, 3H).

Example 271: N-Ethyl-N-methyl-1-(5-(4-methylpyridin-2-yl)pyrimidin-2-yl)-3-(methylsulfinyl)-1H-indole-6-carboxamide

The target compound was obtained from 1-(5-(4-methylpyridin-2-yl)pyrimidin-2-yl)-3-(methylthio)-1H-indole-6-carboxylic acid analogously to synthesis example 269. White solid. Yield: 0.175 g

HPLC-MS (method 5): $R_t = 2.79$ min; m/z $[M+H]^+ = 434.2$

1H NMR (400 MHz, DMSO- d_6 , δ ppm): 9.55 (s, 2H), 8.91 (s, 1H), 8.78 (s, 1H), 8.59 (d, 1H, $J = 4.8$ Hz), 8.04-8.01 (m, 2H), 7.4 (d, 1H, $J = 7.9$ Hz), 7.31 (d, 1H, $J = 4.5$ Hz), 3.51 (bs, 1H), 3.25 (bs, 1H), 3.08 (s, 3H), 3.0 (bs, 3H), 2.43 (s, 3H), 1.08 (bs, 3H).

Example 272: 1-(5-(4-(Dimethylamino)pyridin-2-yl)pyrimidin-2-yl)-N,N-dimethyl-3-(methylsulfinyl)-1H-indole-6-carboxamide

Prepared using the same synthetic route as detailed for synthesis example 269. White solid. Yield: 0.14 g

HPLC-MS (method 5): $R_t = 2.70$ min; m/z $[M+H]^+ = 449.0$

1H NMR (400 MHz, DMSO- d_6 , δ ppm): 9.56 (s, 2H), 8.94 (s, 1H), 8.78 (s, 1H), 8.26 (d, 1H, $J = 5.9$ Hz), 8.01 (d, 1H, $J = 8.1$ Hz), 7.39 (d, 1H, $J = 8.0$ Hz), 7.32 (d, 1H, $J = 2$ Hz), 6.68-6.66 (m, 1H), 3.08-2.99 (m, 15H).

Example 273: 1-(5-(4-Aminopyridin-2-yl)pyrimidin-2-yl)-N,N-dimethyl-3-(methylsulfinyl)-1H-indole-6-carboxamide

1-(5-Bromopyrimidin-2-yl)-N,N-dimethyl-3-(methylthio)-1H-indole-6-carboxamide was converted into a boronic ester that was reacted in a Suzuki reaction with 2-bromopyridin-4-amine and the resulting product was then oxidized towards the sulfoxide (analogously to the protocols 269a) and 269d), respectively). White solid. Yield: 0.095 g

HPLC-MS (method 5): $R_t = 2.28$ min; m/z $[M+H]^+ = 421.3$

1H NMR (400 MHz, DMSO- d_6 , δ ppm): 9.38 (s, 2H), 8.91 (s, 1H), 8.78 (s, 1H), 8.15 (d, 1H, $J = 5.2$ Hz), 8.01 (d, 1H, $J = 7.9$ Hz), 7.41 (d, 1H, $J = 7.9$ Hz), 6.55 (bs, 1H), 6.26 (bs, 2H), 3.07-2.99 (m, 9H).

Examples 274 to 276 were prepared analogously to synthesis example 265.

Example 274: 1-(5-(5-Ethyl-2-fluorophenyl)pyrimidin-2-yl)-N,N-dimethyl-3-(methylsulfinyl)-1H-indole-6-carboxamide

Light yellow solid. Yield: 95 mg

HPLC-MS (method 7): $R_t = 8.40$ min; m/z $[M+H]^+ = 451$

1H NMR (400 MHz, DMSO- d_6 , δ ppm): 9.18 (s, 2 H,), 8.91 (s, 1 H), 8.77 (s, 1 H), 8.04 (d, 1H, $J = 8.12$ Hz), 7.61-7.59 (m, 1 H), 7.42-7.31 (m, 3 H), 3.08 (s, 3 H), 3.04-2.98 (m, 6 H), 2.72-2.66 (m, 2 H), 1.26-1.22 (m, 3 H).

Example 275: (1-(5-(5-Ethyl-2-fluorophenyl)pyrimidin-2-yl)-3-(methylsulfinyl)-1H-indol-6-yl)(pyrrolidin-1-yl)methanone

White solid. Yield: 75 mg

HPLC-MS (method 7): $R_t = 8.64$ min; m/z $[M+H]^+ = 477$

-204-

¹H NMR (400 MHz, DMSO-d₆, 100°C, δ ppm): 9.13 (s, 2H), 9.01 (s, 1H), 8.73 (s, 1H), 7.99 (d, 1H, J = 8.0 Hz), 7.56 (d, 1H, J = 7.6 Hz), 7.5 (d, 1H, J = 8.0 Hz), 7.36-7.26 (m, 2H), 3.53 (bs, 4H), 3.07 (s, 3H), 2.71 (q, 2H, J = 7.6 Hz), 1.9 (bs, 4H), 1.27 (t, 3H, J = 7.6 Hz).

Example 276: 1-(5-(5-Ethyl-2-fluorophenyl)pyrimidin-2-yl)-3-(methylsulfinyl)-1H-indol-6-yl)(morpholino)methanone

Light yellow solid. Yield: 65 mg

HPLC-MS (method 5): R_t = 3.27 min; m/z $[M+H]^+$ = 493.2

¹H NMR (400 MHz, DMSO-d₆, δ ppm): 9.18 (s, 2H), 8.94 (s, 1H), 8.78 (s, 1H), 8.03 (d, 1H, J = 8.1 Hz), 7.6 (d, 1H, J = 7.6 Hz), 7.42 (d, 1H, J = 8 Hz), 7.37-7.31 (m, 2H), 3.63-3.5 (m, 8H), 3.08 (s, 3H), 2.68 (q, 2H, J = 7.6 Hz), 1.24 (t, 3H, J = 7.5 Hz).

Example 277: 1-(5-(4-Ethylpyridin-2-yl)pyrimidin-2-yl)-3-(methylsulfinyl)-1H-indol-6-yl)(pyrrolidin-1-yl)methanone

Prepared from methyl 1-(5-bromopyrimidin-2-yl)-3-(methylthio)-1H-indole-6-carboxylate analogously to the procedures of synthesis example 269. White solid. Yield: 0.13 g

HPLC-MS (method 5): R_t = 3.08 min; m/z $[M+H]^+$ = 460.2

¹H NMR (400 MHz, DMSO-d₆, 100°C, δ ppm): 9.54 (s, 2H), 9.04 (s, 1H), 8.75 (s, 1H), 8.63 (d, 1H, J = 4.6 Hz), 8.01 (d, 2H, J = 7.7 Hz), 7.53 (d, 1H, J = 8.0 Hz), 7.32 (d, 1H, J = 4.4 Hz), 3.54 (s, 4 H), 3.07 (s, 3 H), 2.79-2.74 (m, 2H), 1.91 (s, 4H), 1.33 (m, 3H).

Example 278: 1-(5-(4-Ethylpyridin-2-yl)pyrimidin-2-yl)-N,N-dimethyl-3-(methylsulfinyl)-1H-indole-6-carboxamide

Prepared from 1-(5-(4-ethylpyridin-2-yl)pyrimidin-2-yl)-3-(methylthio)-1H-indole-6-carboxylic acid (intermediate of synthesis example 277) in two steps analogously to example 269. White solid. Yield: 0.18 g

HPLC-MS (method 5): R_t = 2.87 min; m/z $[M+H]^+$ = 434

¹H NMR (400 MHz, DMSO-d₆, δ ppm): 9.58 (s, 2H), 8.94 (s, 1H), 8.79 (s, 1H), 8.64 (d, 1H, J = 4.8 Hz), 8.07 (m, 2H), 7.43 (d, 1H, J = 8.1 Hz), 7.36 (d, 1H, J = 4.5 Hz), 3.08 (s, 3H), 3.05-2.99 (m, 6H), 2.76-2.71 (m, 2H), 1.30-1.26 (m, 3 H).

Example 279: N-(2-Amino-2-oxoethyl)-1-(5-(2-fluoro-5-methoxyphenyl)pyrimidin-2-yl)-N-methyl-3-(methylsulfinyl)-1H-indole-6-carboxamide

279a) N-(2-Amino-2-oxoethyl)-1-(5-bromopyrimidin-2-yl)-N-methyl-3-(methylsulfinyl)-1H-indole-6-carboxamide

Diisopropylethylamine (0.34 mL, 1.99 mmol), EDCxHCl (0.19 g, 0.992 mmol) and HOBt ammonium salt (0.15 g, 0.997 mmol) were added to 2-(1-(5-bromopyrimidin-2-yl)-N-methyl-3-(methylsulfinyl)-1H-indole-6-carboxamido)acetic acid (0.3 g, 0.66 mmol, synthesized from 1-(5-bromopyrimidin-2-yl)-3-(methylthio)-1H-indole-6-carboxylic acid in three steps comprising a TBTU mediated amide coupling of methyl 2-(methylamino)acetate hydrochloride, the oxidation of the thioether and the hydrolysis of the methyl ester) in DMF (3.0 mL). The reaction mixture was stirred at room temperature for 16 h, diluted with ice water and extracted with methanol/dichloromethane (5:95; 3 x 40 mL). The combined organic layers were successively washed with saturated sodium hydrogen carbonate, saturated ammonium chloride solution, and brine, dried over sodium sulfate and concentrated to yield the raw product which was purified by column chromatography [silica; methanol/dichloromethane = 5:95]. White solid. Yield: 0.13 g (43% of theory)

HPLC-MS (method 7): $R_t = 4.84$ min; m/z $[M+H]^+ = 450.0$

279b) N-(2-Amino-2-oxoethyl)-1-(5-(2-fluoro-5-methoxyphenyl)pyrimidin-2-yl)-N-methyl-3-(methylsulfinyl)-1H-indole-6-carboxamide

Potassium carbonate (110 mg, 0.79 mmol) and (Ataphos) $2PdCl_2$ (19 mg, 0.026 mmol) were added under an inert atmosphere to a solution of 279a) (120 mg, 0.26 mmol) and 2-fluoro-5-methoxyphenylboronic acid (91 mg, 0.53 mmol) in tert-amylalcohol (4.0 mL) and water (0.4 mL). The reaction mixture was stirred for 4 h at 95°C, then cooled to ambient temperature and filtered over celite. The filtrate was evaporated to dryness and the residue was purified by flash column chromatography [silica; methanol/dichloromethane = 4:96]. White solid. Yield: 35 mg (27% of theory)

HPLC-MS (method 5): $R_t = 2.64$ min; m/z $[M+H]^+ = 496.2$

1H NMR (400 MHz, DMSO- d_6 , 100°C, δ ppm): 9.14 (s, 2H), 8.94 (s, 1H), 8.73 (s, 1H), 7.99 (d, 1H, $J = 8.1$ Hz), 7.42 (d, 1H, $J = 8.1$ Hz), 7.33-7.28 (m, 2H), 7.09-7.06 (m, 1H), 6.92 (bs, 2H), 4.0 (s, 2H), 3.86 (s, 3H), 3.07 (s, 3H), 3.03 (s, 3H).

Example 280: N-(2-Amino-2-oxoethyl)-1-(5-(5-ethyl-2-fluorophenyl)pyrimidin-2-yl)-N-methyl-3-(methylsulfinyl)-1H-indole-6-carboxamide

Prepared from N-(2-amino-2-oxoethyl)-1-(5-bromopyrimidin-2-yl)-N-methyl-3-(methylsulfinyl)-1H-indole-6-carboxamide analogously to synthesis example 279). White solid. Yield: 85 mg,

HPLC-MS (method 5): $R_t = 2.93$ min; m/z $[M+H]^+ = 494.1$

-206-

¹H NMR (400 MHz, DMSO-d₆, 100°C, δ ppm): 9.13 (s, 2H), 8.94 (s, 1H), 8.73 (s, 1H), 7.99 (d, 1H, J = 8.1 Hz), 7.58-7.56 (m, 1H), 7.44-7.26 (m, 3H), 6.92 (bs, 2H), 4.0 (s, 2H), 3.07 (s, 3H), 3.03 (s, 3H), 2.72 (q, 2H, J = 7.4 Hz), 1.28 (t, 3H, J = 7.5 Hz).

Example 281: N-(2-Amino-2-oxoethyl)-1-(5-(2-fluoro-5-methylphenyl)pyrimidin-2-yl)-N-methyl-3-(methylsulfinyl)-1H-indole-6-carboxamide

Methyl 1-(5-bromopyrimidin-2-yl)-3-(methylthio)-1H-indole-6-carboxylate and 2-fluoro-5-methylphenylboronic acid were submitted to a Suzuki reaction as described under 279b). The resulting coupling product was oxidized (m-CPBA) to the corresponding sulfoxide, transformed into its carboxylic acid (LiOH/THF/water) and then reacted with methyl 2-(methylamino)acetate hydrochloride (TBTU). Ester hydrolysis of the product methyl 2-(1-(5-(2-fluoro-5-methylphenyl)pyrimidin-2-yl)-N-methyl-3-(methylsulfinyl)-1H-indole-6-carboxamido)acetate, and subsequent reaction with HOBt ammonium salt provided the target compound as white solid. Yield: 0.13 g

HPLC-MS (method 5): R_t = 2.76 min; m/z [M+H]⁺ = 480.3

¹H NMR (400 MHz, DMSO-d₆, 100°C, δ ppm): 9.11 (s, 2H), 8.94 (s, 1H), 8.73 (s, 1H), 7.98 (d, 1H, J = 8.2 Hz), 7.55 (d, 1H, J = 7.2 Hz), 7.42 (d, 1H, J = 8.1 Hz), 7.33-7.24 (m, 2H), 6.93 (bs, 2H), 4.0 (s, 2H), 3.07 (s, 3H), 3.03 (s, 3H), 2.4 (s, 3H).

Example 282: N-(2-Amino-2-oxoethyl)-N-methyl-1-(5-(4-methylpyridin-2-yl)pyrimidin-2-yl)-3-(methylsulfinyl)-1H-indole-6-carboxamide

The synthesis example was obtained from 1-(5-(4-methylpyridin-2-yl)pyrimidin-2-yl)-3-(methylthio)-1H-indole-6-carboxylic acid in two steps comprising a TBTU mediated coupling of methyl 2-(methylamino)acetate hydrochloride and a subsequent oxidation under use of m-chloroperoxybenzoic acid. White solid. Yield: 0.08 g

HPLC-MS (method 5): R_t = 2.39 min; m/z [M+H]⁺ = 462.3

¹H NMR (400 MHz, DMSO-d₆, 100°C, δ ppm): 9.52 (s, 2H), 8.96 (s, 1H), 8.74 (s, 1H), 8.6 (d, 1H, J = 4.5 Hz), 8.0-7.98 (m, 2H), 7.42 (d, 1H, J = 8.1 Hz), 7.29 (d, 1H, J = 3.6 Hz), 6.93 (bs, 2H), 4.09 (s, 2H), 3.07 (s, 3H), 3.04 (s, 3H), 2.32 (s, 3H).

Example 283: N-(2-Amino-2-oxoethyl)-1-(5-(4-methoxypyridin-2-yl)pyrimidin-2-yl)-N-methyl-3-(methylsulfinyl)-1H-indole-6-carboxamide

283a) N-(2-Amino-2-oxoethyl)-1-(5-(4-methoxypyridin-2-yl)pyrimidin-2-yl)-N-methyl-3-(methylthio)-1H-indole-6-carboxamide

-207-

PdCl₂(dppf) (0.094 g, 0.115 mmol) was added under an argon atmosphere to a suspension of N-(2-amino-2-oxoethyl)-1-(5-bromopyrimidin-2-yl)-N-methyl-3-(methylthio)-1H-indole-6-carboxamide (1.0 g, 2.3 mmol), bis(pinacolato)diboron (0.655 g, 2.58 mmol) and potassium acetate (0.68 g, 6.91 mmol) in dioxane (40 mL) and the mixture was stirred at 110°C for 1 h. After cooling to room temperature, 2-bromo-4-ethoxy-pyridine (0.65 g, 3.45 mmol), a 2M potassium carbonate solution (8.0 mL) and tetrakis(triphenylphosphine)palladium(0) (0.133 g, 0.115 mmol) were added. The reaction mixture was stirred at 100°C for 16 h, and then filtered through celite. The filter was washed with methanol/dichloromethane (1:9), the filtrate was concentrated and the residue purified by flash column chromatography [silica; methanol/dichloromethane = 3.5:96.5]. White solid. Yield: 0.185 g

HPLC-MS (method 7): $R_t = 7.48$ min; m/z $[M+H]^+ = 463.2$

283b) N-(2-Amino-2-oxoethyl)-1-(5-(4-methoxypyridin-2-yl)pyrimidin-2-yl)-N-methyl-3-(methylsulfinyl)-1H-indole-6-carboxamide

Oxidation of 283a) with m-chloroperoxybenzoic acid (0.18 g, 0.39 mmol). White solid. Yield: 0.065 g (35% of theory)

HPLC-MS (method 7): $R_t = 5.15$ min; m/z $[M+H]^+ = 479.0$

¹H NMR (400 MHz, DMSO-d₆, 100°C, δ ppm): 9.54 (s, 2H), 8.96 (s, 1H), 8.74 (s, 1H), 8.55 (d, 1H, $J = 5.6$ Hz), 7.98 (d, 1H, $J = 8.1$ Hz), 7.69 (d, 1H, $J = 1.6$ Hz), 7.42 (d, 1H, $J = 8$ Hz), 7.03 (d, 1H, $J = 1.8$ Hz), 6.93 (bs, 2H), 4.0 (s, 2H), 3.97 (s, 3H), 3.07 (s, 3H), 3.04 (s, 3H).

Examples 284 and 285 were prepared analogously to example 283:

Example 284: N-(2-Amino-2-oxoethyl)-1-(5-(4-(dimethylamino)pyridin-2-yl)pyrimidin-2-yl)-N-methyl-3-(methylsulfinyl)-1H-indole-6-carboxamide

White solid. Yield: 86 mg

HPLC-MS (method 7): $R_t = 5.17$ min; m/z $[M+H]^+ = 492.4$

¹H NMR (400 MHz, DMSO-d₆, δ ppm): 9.57 (s, 2H), 8.96 (s, 1H), 8.77 (s, 1H), 8.27 (d, 1H, $J = 5.7$ Hz), 8.05-7.99 (m, 1H), 7.47-7.32 (m, 3H), 7.13 (bs, 1H), 6.67 (d, 1H, $J = 4.3$ Hz), 4.08 (s, 1H), 3.87 (s, 1H), 3.07-3.0 (m, 12 H).

Example 285: N-(2-Amino-2-oxoethyl)-1-(5-(4-ethylpyridin-2-yl)pyrimidin-2-yl)-N-methyl-3-(methylsulfinyl)-1H-indole-6-carboxamide

White solid. Yield: 0.066 g

HPLC-MS (method 7): $R_t = 6.03$ min; m/z $[M+H]^+ = 477.1$

-208-

¹H NMR (400 MHz, THF-d₈ + 1 drop D₂O, δ ppm): 9.54 (s, 2H), 9.15 (s, 1H), 8.88 (s, 1H), 8.59 (d, 1H, J = 4.9 Hz), 8.02 (bs, 2H), 7.53 (bs, 1H), 7.28 (d, 1H, J = 4.7 Hz), 4.24-4.0 (m, 2H), 3.11 (s, 3H), 3.08 (s, 3H), 2.78 (q, 2H, J = 7.3 Hz), 1.3 (t, 3H, J = 7.5 Hz).

Example 286: N-(2-Amino-2-oxoethyl)-1-(5-(4-aminopyridin-2-yl)pyrimidin-2-yl)-N-methyl-3-(methylsulfinyl)-1H-indole-6-carboxamide

Methyl 1-(5-(4-aminopyridin-2-yl)pyrimidin-2-yl)-3-(methylthio)-1H-indole-6-carboxylate was treated with m-chloroperoxybenzoic acid, the methyl ester of the resulting sulfoxide was saponified next, and the liberated carboxylic acid was coupled with methyl 2-(methylamino)acetate hydrochloride providing thereby the target compound. White solid. Yield: 60 mg

HPLC-MS (method 5): R_t = 1.82 min; m/z $[M+H]^+$ = 464.4

¹H NMR (400 MHz, DMSO-d₆, δ ppm): 9.39-9.37 (m, 2H), 8.95 (s, 1H), 8.77 (s, 1H), 8.17 (d, 1H, J = 5.5 Hz), 8.04-7.99 (m, 1H), 7.5-7.37 (m, 2H), 7.18-7.12 (m, 2H), 6.54 (d, 1H, J = 4.3 Hz), 6.26 (bs, 2H), 4.08 (s, 1H), 3.87 (s, 1H), 3.07 (s, 3H), 3.01 (s, 3H).

Example 287: (1-(5-(2-Fluorophenyl)pyrimidin-2-yl)-3-(S-methylsulfonimidoyl)-1H-indol-6-yl)(morpholino)methanone

287a) 2,2,2-Trifluoro-N-{methyl[1-[5-(2-fluoro-phenyl)pyrimidin-2-yl]-6-(morpholin-4-ylcarbonyl)-1H-indol-3-yl]oxido- λ^4 -sulfanylidene}acetamide

Iodobenzene diacetate (0.96 g, 1.72 mmol) was added to a stirred suspension of (1-(5-(2-fluorophenyl)pyrimidin-2-yl)-3-(methylsulfinyl)-1H-indol-6-yl)(morpholino)methanone (0.7 g, 1.5 mmol; example 1), magnesium(II) oxide (0.27 g, 6.6 mmol), rhodium(II) acetate dimer (0.066 g, 0.15 mmol) and 2,2,2-trifluoro acetamide (0.37 g, 3.3 mmol) in dioxane (7 mL) at 40°C and the resulting mixture was stirred at this temperature for 30 min. The reaction mixture was cooled to room temperature, the solvent was evaporated and the remnant was purified by flash chromatography [silica; dichloromethane with 1% methanol]. White solid. Yield: 0.3 g (35% of theory)

HPLC-MS (method 5): R_t = 3.43 min; m/z $[M+H]^+$ = 576.1

287b) (1-(5-(2-Fluorophenyl)pyrimidin-2-yl)-3-(S-methylsulfonimidoyl)-1H-indol-6-yl)(morpholino)methanone

Potassium carbonate (0.143 g, 1.04 mmol) was added at room temperature to a stirred suspension of 287a) (0.3 g, 0.52 mmol) in acetonitrile/methanol (1:1, 9.6 mL) and the mixture was stirred for 1 h. The solvents were evaporated and the residue was purified by column chromatography [alumina; dichloromethane with 1% methanol] and washed with ether. Pink solid. Yield: 0.12 g (48% of theory)

HPLC-MS (method 5): R_t = 2.81 min; m/z $[M+H]^+$ = 480.1

¹H NMR (400 MHz, DMSO-d₆, δ ppm): 9.22 (s, 2H), 8.92 (s, 1H), 8.8 (s, 1H), 8.04 (d, 1H, J = 8.1 Hz), 7.79 (t, 1H, J = 7.2 Hz), 7.6-7.54 (m, 1H), 7.49-7.4 (m, 3H), 4.64 (s, 1H), 3.63-3.47 (m, 8H), 3.24 (s, 3H).

Example 288: (1-(5-(4-Methylpyridin-2-yl)pyrimidin-2-yl)-3-(S-methylsulfonimidoyl)-1H-indol-6-yl)(morpholino)methanone

Prepared from (1-(5-(4-methylpyridin-2-yl)pyrimidin-2-yl)-3-(methylsulfinyl)-1H-indol-6-yl)(morpholino)methanone (0.4 g, 0.87 mmol, example 142) in two steps analogously to synthesis example 287.

White solid. Yield: 0.09 g

HPLC-MS (method 5): R_t = 2.66 min; m/z [M+H]⁺ = 476.9

¹H NMR (400 MHz, DMSO-d₆, δ ppm): 9.59 (s, 2H), 8.94 (s, 1H), 8.81 (s, 1H), 8.61 (d, 1H, J = 4.9 Hz), 8.06-8.04 (m, 2H), 7.49-7.47 (m, 1H), 7.32 (d, 1H, J = 4.7 Hz), 4.65 (s, 1H), 3.65 (bs, 8H), 3.24 (s, 3H), 2.32 (s, 3H).

Example 289: (1-(5-(4-(2-Hydroxypropan-2-yl)pyridin-2-yl)pyrimidin-2-yl)-3-(methylsulfinyl)-1H-indol-6-yl)(morpholino)methanone

289a) (1-(5-(4-(2-Hydroxypropan-2-yl)pyridin-2-yl)pyrimidin-2-yl)-3-(methylthio)-1H-indol-6-yl)(morpholino)methanone

Bis(pinacolato)diboron (0.52 g, 2.08 mmol) and potassium acetate (0.34 g, 3.46 mmol) were added at room temperature to a solution of (1-(5-bromopyrimidin-2-yl)-3-(methylthio)-1H-indol-6-yl)(morpholino)methanone (0.5 g, 1.15 mmol) in dry dioxane (20 mL). The reaction apparatus was set under an inert atmosphere, PdCl₂(dppf) (47 mg, 0.057 mmol) was added and the reaction mixture was stirred at 110°C for 40 min. After cooling to ambient temperature, 2-(2-bromo-pyridin-4-yl)-propan-2-ol (0.37 g, 1.73 mmol), 2M aqueous potassium carbonate solution (2 mL) and tetrakis(triphenylphosphine)palladium(0) (67 mg, 0.057 mmol) were added. The reaction mixture was stirred at 100°C for 2 h, then cooled to room temperature and filtered through a sintered funnel. The filtrate was concentrated and the remnant was purified by flash column chromatography [silica; dichloromethane with 3% methanol]. Light yellow solid. Yield: 0.18 g (33% of theory)

Mass spectroscopy: m/z [M+H]⁺ = 490.3

Treatment of 289a) (0.18 g, 0.38 mmol) with m-chloroperoxybenzoic acid in dichloromethane provided the target compound. Light yellow solid. Yield: 65 mg (34% of theory)

HPLC-MS (method 5): R_t = 2.44 min; m/z [M+H]⁺ = 506.1

-210-

¹H NMR (400 MHz, DMSO-d₆, δ ppm): 9.59 (s, 2H), 8.96 (s, 1H), 8.80 (s, 1H), 8.69 (d, 1H, J = 5 Hz), 8.18 (s, 1H), 8.05 (d, 1H, J = 8.1 Hz), 7.58 (d, 1H, J = 4.9 Hz), 7.44 (d, 1H, J = 8.1 Hz), 5.37 (s, 1H), 3.64 (bs, 8H), 3.08 (s, 3H), 1.51 (s, 6H).

Example 290: (1-(5-(5-((Cyclopropylmethyl)amino)-2-fluorophenyl)pyrimidin-2-yl)-3-(methylsulfinyl)-1H-indol-6-yl)(morpholino)methanone

Prepared from (1-(5-bromopyrimidin-2-yl)-3-(methylthio)-1H-indol-6-yl)(morpholino)methanone and 3-bromo-N-(cyclopropylmethyl)-4-fluoroaniline analogously to synthesis example 289. White solid. Yield: 45 mg

HPLC-MS (method 5): R_t = 3.17 min; m/z [M+H]⁺ = 534.1

¹H NMR (400 MHz, DMSO-d₆, δ ppm): 9.12 (s, 2H), 8.93 (s, 1H), 8.77 (s, 1H), 8.05 (d, 1H, J = 8.1 Hz), 7.43 (d, 1H, J = 8.1 Hz), 7.15 (t, 1H, J = 9.6 Hz), 6.8-6.79 (m, 1H), 6.73-6.7 (m, 1H), 5.8-5.77 (m, 1H), 3.63 (bs, 8H), 3.07 (s, 3H), 2.96 (t, 2H, J = 6.0 Hz), 1.07 (bs, 1H), 0.49-0.46 (m, 2H), 0.24-0.2 (m, 2H).

Example 291: (1-(5-(4-(1-Hydroxyethyl)pyridin-2-yl)pyrimidin-2-yl)-3-(methylsulfinyl)-1H-indol-6-yl)(morpholino)methanone

Synthesized from (1-(5-bromopyrimidin-2-yl)-3-(methylthio)-1H-indol-6-yl)(morpholino)methanone and 1-(2-bromopyridin-4-yl)ethanol analogously to example 289. White solid. Yield: 0.15 g

HPLC-MS (method 5): R_t = 2.36 min; m/z [M+H]⁺ = 492.2

¹H NMR (400 MHz, DMSO-d₆, δ ppm): 9.57 (s, 2H), 8.95 (s, 1H), 8.79 (s, 1H), 8.69 (d, 1H, J = 4.9 Hz), 8.11 (s, 1H), 8.05 (d, 1H, J = 8.1 Hz), 7.47-7.41 (m, 2H), 5.53 (d, 1H, J = 4.3 Hz), 4.86 (t, 1H, J = 5.6 Hz), 3.65 (bs, 8H), 3.07 (s, 3H), 1.43 (d, 3H, J = 6.5 Hz).

Example 292: (1-(5-(5-(Ethylamino)-2-fluorophenyl)pyrimidin-2-yl)-3-(methylsulfinyl)-1H-indol-6-yl)(morpholino)methanone

Prepared from (1-(5-bromopyrimidin-2-yl)-3-(methylthio)-1H-indol-6-yl)(morpholino)methanone and 3-bromo-N-ethyl-4-fluoroaniline analogously to synthesis example 289. White solid. Yield: 130 mg

HPLC-MS (method 5): R_t = 3.09 min; m/z [M+H]⁺ = 508.8

¹H NMR (400 MHz, DMSO-d₆, δ ppm): 9.12 (s, 2H), 8.93 (s, 1H), 8.77 (s, 1H), 8.05 (d, 1H, J = 8.1 Hz), 7.43 (d, 1H, J = 8.1 Hz), 7.16 (t, 1H, J = 9.6 Hz), 6.77-6.75 (m, 1H), 6.68-6.66 (m, 1H), 5.68 (t, 1H, J = 5.2 Hz), 3.63 (bs, 8H), 3.12-3.05 (m, 5H), 1.20 (t, 3H, J = 7.0 Hz).

Example 293: (1-(5-(2-Fluoro-5-(2-hydroxypropan-2-yl)phenyl)pyrimidin-2-yl)-3-(methylsulfinyl)-1H-indol-6-yl)(morpholino)methanone

-211-

Prepared from (1-(5-bromopyrimidin-2-yl)-3-(methylthio)-1H-indol-6-yl)(morpholino)methanone and 2-(3-bromo-4-fluorophenyl)propan-2-ol analogously to synthesis example 289. Light yellow solid. Yield: 65 mg

HPLC-MS (method 5): $R_t = 2.80$ min; m/z $[M+H]^+ = 523.6$

1H NMR (400 MHz, DMSO- d_6 , δ ppm): 9.18 (s, 2H), 8.94 (s, 1H), 8.78 (s, 1H), 8.05 (d, 1H, $J = 8$ Hz), 7.78 (d, 1H, $J = 5.6$ Hz), 7.63 (bs, 1H), 7.43 (d, 1H, $J = 7.9$ Hz), 7.37 (t, 1H, $J = 10.1$ Hz), 5.19 (s, 1H), 3.64 (bs, 8H), 3.08 (s, 3H), 1.49 (s, 6H).

Example 294: (1-(5-(2-Fluoro-5-(1-hydroxycyclopropyl)phenyl)pyrimidin-2-yl)-3-(methylsulfinyl)-1H-indol-6-yl)(morpholino)methanone

Prepared from (1-(5-bromopyrimidin-2-yl)-3-(methylthio)-1H-indol-6-yl)(morpholino)methanone and 1-(3-bromo-4-fluorophenyl)cyclopropanol analogously to synthesis example 289. White solid. Yield: 50 mg

HPLC-MS (method 7): $R_t = 6.67$ min; m/z $[M+H]^+ = 521$

1H NMR (400 MHz, DMSO- d_6 , δ ppm): 9.17 (s, 2H), 8.94 (s, 1H), 8.78 (s, 1H), 8.05 (d, 1H, $J = 8.0$ Hz), 7.47-7.41 (m, 3H), 7.37-7.33 (m, 1H), 6.07 (s, 1H), 3.63 (bs, 8H), 3.08 (s, 3H), 1.15-1.12 (m, 2H), 1.09-1.06 (m, 2H).

Example 295: (1-(5-(4-(1-Hydroxycyclopropyl)pyridin-2-yl)pyrimidin-2-yl)-3-(methylsulfinyl)-1H-indol-6-yl)(morpholino)methanone

Prepared from (1-(5-bromopyrimidin-2-yl)-3-(methylthio)-1H-indol-6-yl)(morpholino)methanone and 1-(2-chloropyridin-4-yl)cyclopropanol analogously to synthesis example 289. White solid. Yield: 78 mg

HPLC-MS (method 5): $R_t = 2.64$ min; m/z $[M+H]^+ = 504$

1H NMR (400 MHz, DMSO- d_6 , δ ppm): 9.57 (s, 2H), 8.96 (s, 1H), 8.79 (s, 1H), 8.63 (d, 1H, $J = 5$ Hz), 8.05 (d, 1H, $J = 8.1$ Hz), 7.77 (s, 1H), 7.43-7.41 (m, 2H), 6.27 (bs, 1H), 3.64 (bs, 8H), 3.07 (s, 3H), 1.28-1.26 (m, 4H).

Example 296: (1-(5-(4-((Cyclopropylmethyl)amino)pyridin-2-yl)pyrimidin-2-yl)-3-(methylsulfinyl)-1H-indol-6-yl)(morpholino)methanone

296a) (1-(5-(4-Chloropyridin-2-yl)pyrimidin-2-yl)-3-(methylthio)-1H-indol-6-yl)(morpholino)methanone

-212-

Coupling of (1-(5-bromopyrimidin-2-yl)-3-(methylthio)-1H-indol-6-yl)(morpholino) methanone and 2-bromo-4-chloropyridine analogously in an analogous manner as described for 289a). White solid. Yield: 1.7 g (79% of theory)

HPLC-MS (method 5): $R_t = 3.77$ min; m/z $[M+H]^+ = 466.3$

296b) (1-(5-(4-((Cyclopropylmethyl)amino)pyridin-2-yl)pyrimidin-2-yl)-3-(methylthio)-1H-indol-6-yl)(morpholino)methanone

Cesium carbonate (0.62 g, 1.89 mmol), BINAP (64 mg, 0.10 mmol) and palladium(II) acetate (19.3 mg, 0.086 mmol) were added at room temperature und under an argon atmosphere to a solution of cyclopropyl methyl amine (0.07 mL, 0.86 mmol) and of 296a) (0.40 g, 0.86 mmol) in dry dioxane (16 mL). The reaction mixture was stirred at 90°C for 16 h, then cooled to room temperature and filtered through a sintered funnel. The filtrate was evaporated and the remnant was purified by flash column chromatography [silica; dichloromethane with 3% methanol]. White solid. Yield: 0.25 g (58% of theory)

HPLC-MS (method 5): $R_t = 3.61$ min; m/z $[M+H]^+ = 501.2$

296c) (1-(5-(4-((Cyclopropylmethyl)amino)pyridin-2-yl)pyrimidin-2-yl)-3-(methylsulfinyl)-1H-indol-6-yl)(morpholino)methanone

Oxidation of 296b) (0.25 g, 0.49 mmol) with m-chloroperoxybenzoic acid in dichloromethane. White solid. Yield: 80 mg (31% of theory)

HPLC-MS (method 5): $R_t = 2.81$ min; m/z $[M+H]^+ = 517.4$

1H NMR (400 MHz, DMSO- d_6 , 100°C, δ ppm): 9.43 (s, 2H), 8.94 (s, 1H), 8.74 (s, 1H), 8.2 (d, 1H, $J = 5.7$ Hz), 8.03 (d, 1H, $J = 8.1$ Hz), 7.42 (d, 1H, $J = 8.0$ Hz), 7.20 (s, 1H), 6.63-6.61 (m, 1H), 6.50 (s, 1H), 3.67 (bs, 4H), 3.59 (bs, 4H), 3.14 (t, 2H, $J = 5.8$ Hz), 3.06 (s, 3H), 1.13-1.06 (m, 1H), 0.55 (d, 2H, $J = 7.9$ Hz), 0.30 (d, 2H, $J = 4.5$ Hz).

The examples 297 and 298 were synthesized from (1-(5-(4-chloropyridin-2-yl)pyrimidin-2-yl)-3-(methylthio)-1H-indol-6-yl)(morpholino)methanone analogously.

Example 297: (3-(Methylsulfinyl)-1-(5-(4-(pyrrolidin-1-yl)pyridin-2-yl)pyrimidin-2-yl)-1H-indol-6-yl)(morpholino)methanone

White solid. Yield: 70 mg

HPLC-MS (method 5): $R_t = 2.84$ min; m/z $[M+H]^+ = 517.4$

¹H NMR (400 MHz, DMSO-d₆, 100°C, δ ppm): 9.50 (s, 2H), 8.94 (s, 1H), 8.74 (s, 1H), 8.27 (d, 1H, J = 5.8 Hz), 8.03 (d, 1H, J = 8.1 Hz), 7.42 (d, 1H, J = 8.1 Hz), 7.14 (s, 1H), 6.54-6.52 (m, 1H), 3.68-3.66 (m, 4H), 3.60-3.57 (m, 4H), 3.43-3.40 (m, 4H), 3.06 (s, 3H), 2.05-2.02 (m, 4H).

Example 298: (1-(5-(4-(Ethylamino)pyridin-2-yl)pyrimidin-2-yl)-3-(methylsulfinyl)-1H-indol-6-yl)(morpholino)methanone

White solid. Yield: 97 mg

HPLC-MS (method 5): R_t = 2.61 min; m/z $[M+H]^+$ = 491

¹H NMR (400 MHz, DMSO-d₆, 100°C, δ ppm): 9.43 (s, 2H), 8.94 (s, 1H), 8.74 (s, 1H), 8.20 (d, 1H, J = 4.9 Hz), 8.03 (d, 1H, J = 8.1 Hz), 7.42 (d, 1H, J = 7.6 Hz), 7.15 (s, 1H), 6.57 (bs, 1H), 6.39 (bs, 1H), 3.67 (bs, 4H), 3.58 (bs, 4H), 3.27-3.24 (m, 2H), 3.07 (s, 3H), 1.25-1.21 (m, 3H).

Example 299: (1-(5-(4-Chloropyridin-2-yl)pyrimidin-2-yl)-3-(methylsulfinyl)-1H-indol-6-yl)(morpholino)methanone

Prepared from (1-(5-bromopyrimidin-2-yl)-3-(methylsulfinyl)-1H-indol-6-yl)(morpholino)-methanone (0.5 g, 1.11 mmol) and 2-bromo-4-chloropyridine (0.23 g, 1.22 mmol) analogously to the experimental procedure for 289a). White solid. Yield: 61 mg (11% of theory)

HPLC-MS (method 5): R_t = 2.89 min; m/z $[M+H]^+$ = 482

¹H NMR (400 MHz, DMSO-d₆, δ ppm): 9.61 (s, 2H), 8.95 (s, 1H), 8.79 (s, 1H), 8.75 (d, 1H, J = 5.3 Hz), 8.40 (d, 1H, J = 1.4 Hz), 8.06 (d, 1H, J = 8.16 Hz), 7.65-7.63 (m, 1H), 7.45 (d, 1H, J = 8.5 Hz), 3.65 (bs, 8H), 3.08 (s, 3H).

Example 300: (1-(5-(4-(1-Hydroxyethyl)pyridin-2-yl)pyrimidin-2-yl)-3-(methylsulfinyl)-1H-indol-6-yl)(morpholino)methanone

300a) Methyl 1-(5-(2-fluoro-5-(1-hydroxyethyl)phenyl)pyrimidin-2-yl)-3-(methylthio)-1H-indole-6-carboxylate

Synthesized from methyl 1-(5-bromopyrimidin-2-yl)-3-(methylthio)-1H-indole-6-carboxylate (1.0 g, 2.65 mmol) and 1-(3-bromo-4-fluorophenyl)ethanol (0.87 g, 3.98 mmol) analogously to the experimental procedure 289a). Yellow solid. Yield: 1.0 g (89% of theory)

HPLC-MS (method 5): R_t = 3.98 min; m/z $[M+H]^+$ = 438.1

300b) 1-(5-(2-Fluoro-5-(1-hydroxyethyl)phenyl)pyrimidin-2-yl)-3-(methylthio)-1H-indole-6-carboxylic acid

-214-

Lithium hydroxide monohydrate (0.30 g, 7.07 mmol) was added at room temperature to a solution of 300a) (1.0 g, 2.36 mmol) in THF/water (1:1, 40 mL). The reaction mixture was stirred at this temperature for 16 h and then concentrated. The residue was diluted with water (20 mL) and washed with ethyl acetate (2 x 30 mL). The aqueous phase was adjusted with sodium hydrogen sulfate to a pH value of 2. The precipitating solid was filtered off through a sintered funnel and residual water was removed by azeotropic distillation with toluene. Light brown solid. Yield: 0.75 g (75% of theory)

HPLC-MS (method 5): $R_t = 2.95$ min; m/z $[M+H]^+ = 424.3$

300c) (1-(5-(2-Fluoro-5-(1-hydroxyethyl)phenyl)pyrimidin-2-yl)-3-(methylthio)-1H-indol-6-yl)(morpholino)methanone

HATU (0.38 g, 0.99 mmol), diisopropylethylamine (0.41 mL, 2.48 mmol) and morpholine (0.08 mL, 0.99 mmol) were added at 0°C to a solution of 300b) (0.35, 0.83 mmol) in dry DMF (2 mL). The reaction mixture was stirred at room temperature for 6 h and then quenched with ice-cold water. The mixture was extracted with dichloromethane (2 x 50 mL), the combined organic layers were dried over sodium sulfate and the solvent was removed in vacuo. The remnant was purified by flash column chromatography [silica, dichloromethane with 1.5% methanol]. White solid. Yield: 0.32 g (80% of theory)

LC-MS (Method A): m/z $[M+H]^+ = 493.3$ (MW calc. 492.57); $R_t = 3.48$ min.

HPLC-MS (method 5): $R_t = 3.48$ min; m/z $[M+H]^+ = 493.3$

300d) (1-(5-(4-(1-Hydroxyethyl)pyridin-2-yl)pyrimidin-2-yl)-3-(methylsulfinyl)-1H-indol-6-yl)(morpholino)methanone

m-Chloroperoxybenzoic acid (77%, 0.12 g, 0.53 mmol) was added at 0°C to a solution of 300c) (0.32 g, 0.66 mmol) in dichloromethane (20 mL) and the reaction mixture was stirred at room temperature for 2 h. The mixture was diluted with saturated sodium hydrogen carbonate solution and the aqueous phase was separated and extracted with dichloromethane (2 x 20 mL). The combined organic layers were dried, the solvent was removed in vacuo and the residue was purified by flash column chromatography [silica; dichloromethane with 2% methanol]. White solid. Yield: 0.20 g (60% of theory)

HPLC-MS (method 5): $R_t = 2.66$ min; m/z $[M+H]^+ = 509.2$

¹H NMR (400 MHz, DMSO-d₆, δ ppm): 9.19 (s, 2H), 8.94 (s, 1H), 8.78 (s, 1H), 8.05 (d, 1H, $J = 8.1$ Hz), 7.70 (d, 1H, $J = 7.5$ Hz), 7.53-7.50 (m, 1H), 7.44-7.35 (m, 2H), 5.32 (d, 1H, $J = 4.3$ Hz), 4.84-4.81 (m, 1H), 3.64 (m, 8H), 3.08 (s, 3H), 1.40 (d, 3H, $J = 6.4$ Hz).

Example 301: (3-(Methylsulfinyl)-1-(5-(4-(pyrrolidin-1-yl)pyridin-2-yl)pyrimidin-2-yl)-1H-indol-6-yl)(morpholino)methanone

301a) (1-(5-(5-Chloro-2-fluorophenyl)pyrimidin-2-yl)-3-(methylthio)-1H-indol-6-yl)(morpholino)methanone

Prepared from (1-(5-bromopyrimidin-2-yl)-3-(methylthio)-1H-indol-6-yl)(morpholino)methanone (2.5 g, 5.77 mmol) and 1-bromo-4-chloro-2-fluorobenzene (1.82 g, 8.66 mmol) applying the reaction conditions described under 289a). White solid. Yield: 1.0 g (37% of theory)

HPLC-MS (method 5): $R_t = 4.01$ min; m/z $[M+H]^+ = 483$

301b) (1-(5-(2-Fluoro-5-(pyrrolidin-1-yl)phenyl)pyrimidin-2-yl)-3-(methylthio)-1H-indol-6-yl)(morpholino)methanone

Sodium tert-butyrate (0.08 g, 0.81 mmol), DavePhos (0.01 mg, 0.031 mmol) and $Pd_2(dba)_3$ (0.03 mg, 0.031 mmol) were added at room temperature to a solution of 301a) (0.3 g, 0.62 mmol) and pyrrolidine (0.26 mL, 3.1 mmol) in dry dioxane (15 mL) that was kept under an inert atmosphere. The reaction mixture was stirred at 90°C for 16 h, then cooled to ambient temperature and filtered through a sintered funnel. The filtrate was evaporated and the residue was purified by flash column chromatography [dichloromethane with 3% methanol]. White solid. Yield: 0.20 g (62% of theory)

HPLC-MS (method 5): $R_t = 4.90$ min; m/z $[M+H]^+ = 518.2$

301c) (3-(Methylsulfinyl)-1-(5-(4-(pyrrolidin-1-yl)pyridin-2-yl)pyrimidin-2-yl)-1H-indol-6-yl)(morpholino)methanone

Oxidation of 301b) (0.20 g, 0.39 mmol) with m-chloroperoxybenzoic acid in dichloromethane under conditions described in the preceding experimental section. Light yellow solid. Yield: 31 mg (14% of theory)

Mass spectroscopy: m/z $[M+H]^+ = 534.2$

1H NMR (400 MHz, DMSO- d_6 , δ ppm): 9.17 (s, 2H), 8.94 (s, 1H), 8.78 (s, 1H), 8.05 (d, 1H, $J = 8.1$ Hz), 7.43 (d, 1H, $J = 8.2$ Hz), 7.2 (t, $J = 9.9$ Hz, 1H), 6.78-6.76 (m, 1H), 6.64-6.62 (m, 1H), 3.63 (bs, 8H), 3.29-3.28 (m, 4H), 3.08 (s, 3H), 1.97 (bs, 4H).

Example 302: (1-(5-(2-Fluorophenyl)pyrimidin-2-yl)-3-(methylsulfinyl)-1H-indol-6-yl)((R)-3-(hydroxymethyl)pyrrolidin-1-yl)methanone

Prepared from 1-(5-(2-fluorophenyl)pyrimidin-2-yl)-3-(methylthio)-1H-indole-6-carboxylic acid in two reaction steps comprising a TBTU mediated amide coupling with (R)-pyrrolidin-3-ylmethanol

(see also procedure 244c) and an oxidation utilizing m-chloroperoxybenzoic acid as oxidizing agent. Yellow solid. Yield: 0.12 g

HPLC-MS (method 5): $R_t = 2.64$ min; m/z $[M+H]^+ = 478.8$

1H NMR (400 MHz, DMSO- d_6 , δ ppm): 9.19 (s, 2H), 9.02 (s, 1H), 8.79 (s, 1H), 8.03 (d, 1H, $J = 7.3$ Hz), 7.78 (t, 1H, $J = 7.7$ Hz), 7.56-7.52 (m, 2H), 7.47-7.39 (m, 2H), 4.74-4.62 (m, 1H), 3.66-3.61 (m, 1H), 3.53-3.29 (m, 5H, obscured by water signal), 3.08 (s, 3H), 2.38-2.29 (m, 1H), 1.97-1.89 (m, 1H), 1.96-1.89 (m, 1H), 1.71-1.66 (m, 1H).

Example 303: (1-(5-(2-Fluorophenyl)pyrimidin-2-yl)-3-(methylsulfinyl)-1H-indol-6-yl)((S)-3-(hydroxymethyl)pyrrolidin-1-yl)methanone

White solid. Yield: 70 mg

HPLC-MS (method 5): $R_t = 2.79$ min; m/z $[M+H]^+ = 478.9$

1H NMR (400 MHz, DMSO- d_6 , δ ppm): 9.19 (s, 2H), 9.02 (s, 1H), 8.78 (s, 1H), 8.03-8.01 (m, 1H), 7.80-7.77 (m, 1H), 7.58-7.52 (m, 2H), 7.47-7.39 (m, 2H), 4.74-4.62 (m, 1H), 3.66-3.61 (m, 1H), 3.55-3.46 (m, 3H), 3.39-3.26 (m, 2H), 3.08 (s, 3H), 2.39-2.28 (m, 1H), 1.98-1.87 (m, 1H), 1.7-1.64 (m, 1H).

Example 304: 1-(5-(2-Fluoro-5-methylphenyl)pyrimidin-2-yl)-N-methyl-N-(2-(methylamino)-2-oxoethyl)-3-(methylsulfinyl)-1H-indole-6-carboxamide

304a) Methyl 2-(1-(5-bromopyrimidin-2-yl)-N-methyl-3-(methylthio)-1H-indole-6-carboxamido)acetate

Amide coupling of 1-(5-bromopyrimidin-2-yl)-3-(methylthio)-1H-indole-6-carboxylic acid (2.0 g, 5.49 mmol) with methyl 2-(methylamino)acetate hydrochloride (1.53 g, 10.9 mmol) analogously to the protocol 244c). White solid. Yield: 0.6 g (24% of theory)

HPLC-MS (method 5): $R_t = 3.61$ min; m/z $[M+H]^+ = 451.0$

304b) Methyl 2-(1-(5-(2-fluoro-5-methylphenyl)pyrimidin-2-yl)-N-methyl-3-(methylthio)-1H-indole-6-carboxamido)acetate

Suzuki coupling of 304a) (0.5 g, 1.11 mmol) and (2-fluoro-5-methylphenyl)boronic acid (0.34 g, 2.22 mmol) under use of (Ataphos) $2PdCl_2$ (79 mg, 0.11 mmol) as catalyst analogously to the protocol for example 261. White solid. Yield: 0.51 g (96% of theory)

HPLC-MS (method 5): $R_t = 4.02$ min; m/z $[M+H]^+ = 479.2$

304c) 2-(1-(5-(2-Fluoro-5-methylphenyl)pyrimidin-2-yl)-N-methyl-3-(methylthio)-1H-indole-6-carboxamido)acetic acid

-217-

Ester hydrolysis of 304b) (0.5 g, 1.05 mmol) with lithium hydroxide monohydrate in THF/water. White solid. Yield: 0.48 g (98% of theory)

HPLC-MS (method 5): $R_t = 2.82$ min; m/z $[M+H]^+ = 365.3$

304d) 1-(5-(2-Fluoro-5-methylphenyl)pyrimidin-2-yl)-N-methyl-N-(2-(methylamino)-2-oxoethyl)-3-(methylthio)-1H-indole-6-carboxamide

Methylamine (2M in THF, 1.54 ml, 3.09 mmol) was coupled with TBTU to 304c) (0.48 g, 1.03 mmol). Light yellow solid. Yield: 0.22 g (45% of theory)

HPLC-MS (method 5): $R_t = 3.65$ min; m/z $[M+H]^+ = 478.2$

304e) 1-(5-(2-Fluoro-5-methylphenyl)pyrimidin-2-yl)-N-methyl-N-(2-(methylamino)-2-oxoethyl)-3-(methylsulfinyl)-1H-indole-6-carboxamide

Oxidation of 304d) (0.1 g, 0.209 mmol) with m-chloroperoxybenzoic acid (77%, 0.038 g, 0.167 mmol) in dichloromethane (10 mL). White solid. Yield: 0.065 g (63% of theory)

HPLC-MS (method 5): $R_t = 2.81$ min; m/z $[M+H]^+ = 494.2$

1H NMR (400 MHz, DMSO- d_6 , 100°C, δ ppm): 9.11 (s, 2H), 8.92 (s, 1H), 8.72 (s, 1H), 8.01 (d, $J = 7.9$ Hz, 1H), 7.56-7.54 (m, 2H), 7.43 (d, 1H, $J = 7.96$ Hz), 7.33-7.23 (m, 2H), 4.00 (bs, 2H), 3.06-3.03 (m, 6H), 2.65 (d, 3H, $J = 3.92$ Hz), 2.32 (s, 3H).

Example 305: 1-(5-(2-Fluoro-5-methylphenyl)pyrimidin-2-yl)-N-methyl-N-(2-(methylamino)-2-oxoethyl)-3-(methylsulfonyl)-1H-indole-6-carboxamide

Prepared from 304d) (0.1 g, 0.209 mmol) via oxidation with m-chloroperoxybenzoic acid (77%, 0.091 g, 0.524 mmol) in dichloromethane (10 mL). White solid. Yield: 0.06 g (56% of theory)

HPLC-MS (method 5): $R_t = 3.12$ min; m/z $[M+H]^+ = 510.3$

1H NMR (400 MHz, DMSO- d_6 , 100°C, δ ppm): 9.16 (s, 2H), 8.89-8.93 (m, 2H), 8.01 (d, 1H, $J = 8.0$ Hz), 7.57-7.50 (m, 3H), 7.34-7.25 (m, 2H), 4.00 (bs, 2H), 3.35 (s, 3H), 3.03 (s, 3H), 2.64 (d, 3H, $J = 4.0$ Hz), 2.32 (bs, 3H).

Synthesis examples 306 to 312 were prepared analogously to aforementioned methods.

Example 306: (5,6-Dihydropyridin-1(2H)-yl)(1-(5-(2-fluorophenyl)pyrimidin-2-yl)-3-(methylsulfinyl)-1H-indol-6-yl)methanone

White solid. Yield: 0.2 g

HPLC-MS (method 5): $R_t = 3.13$ min; m/z $[M+H]^+ = 460.9$

-218-

¹H NMR (400 MHz, DMSO-d₆, 100°C, δ ppm): 9.14 (s, 2H), 8.91 (s, 1H), 8.74 (s, 1H), 8.02 (d, J = 8 Hz, 1H), 7.77-7.73 (m, 1H), 7.55-7.54 (m, 1H), 7.41-7.39 (m, 3H), 5.89 (bs, 1H), 5.75 (bs, 1H), 4.07 (bs, 2H), 3.62 (bs, 2H), 3.07 (s, 3H), 2.22 (bs, 2H).

Example 307: 1-(5-(2-Fluorophenyl)pyrimidin-2-yl)-N-(3-hydroxypropyl)-N-methyl-3-(methylsulfinyl)-1H-indole-6-carboxamide

White solid. Yield: 0.07 g

HPLC-MS (method 5): R_t = 2.73 min; m/z [M+H]⁺ = 467.0

¹H NMR (400 MHz, DMSO-d₆, 100°C, δ ppm): 9.14 (s, 2H), 8.88 (s, 1H), 8.73 (s, 1H), 8.0 (d, J = 8.0 Hz, 1H), 7.77-7.73 (m, 1H), 7.57-7.52 (m, 1H), 7.41-7.37 (m, 3H), 4.09 (bs, 1H), 3.49-3.46 (m, 4H), 3.07 (s, 3H), 3.00 (s, 3H), 1.83-1.78 (m, 2H).

Example 308: (1S,4S)-2-Oxa-5-azabicyclo[2.2.1]heptan-5-yl(1-(5-(2-fluorophenyl)pyrimidin-2-yl)-3-(methylsulfinyl)-1H-indol-6-yl)methanone

White solid. Yield: 0.1 g

HPLC-MS: m/z [M+H]⁺ = 477.0

[α]₅₈₉²⁵ = +35.57° (c. 0.5, chloroform)

¹H NMR (400 MHz, DMSO-d₆, 100°C, δ ppm): 9.15 (s, 2H), 9.03 (s, 1H), 8.75 (s, 1H), 8.04-8.01 (m, 1H), 7.78-7.74 (m, 1H), 7.57-7.52 (m, 2H), 7.42-7.37 (m, 2H), 4.64 (bs, 2H), 3.96 (d, J = 8.0 Hz, 1H), 3.80 (d, J = 4.0 Hz, 1H), 3.60 (d, J = 8.0 Hz, 1H), 3.41-3.38 (m, 1H), 3.07 (s, 3H), 1.93-1.82 (m, 2H).

Example 309: (1S,4S)-2-Oxa-5-azabicyclo[2.2.1]heptan-5-yl(1-(5-(2-fluorophenyl)pyrimidin-2-yl)-3-(methylsulfonyl)-1H-indol-6-yl)methanone

White solid. Yield: 60 mg

HPLC-MS (method 5): R_t = 3.16 min; m/z [M+H]⁺ = 493.2

[α]₅₈₉²⁵ = +40.5° (c. 0.49, chloroform)

¹H NMR (400 MHz, DMSO-d₆, 100°C, δ ppm): 9.19 (s, 2H), 9.03 (s, 1H), 8.92 (s, 1H), 8.02 (d, J = 8.0 Hz, 1H), 7.79-7.75 (m, 1H), 7.62-7.54 (m, 2H), 7.43-7.38 (m, 2H), 4.64 (bs, 2H), 3.96 (d, J = 8.0 Hz, 1H), 3.79 (d, J = 8.0 Hz, 1H), 3.60 (d, J = 8.0 Hz, 1H), 3.41-3.35 (m, 4H), 1.95-1.82 (m, 2H).

Example 310: N-(2-Amino-2-oxoethyl)-1-(5-(2-fluoro-5-methoxyphenyl)pyrimidin-2-yl)-N-methyl-3-(methylsulfonyl)-1H-indole-6-carboxamide

White solid. Yield: 0.15 g

-219-

HPLC-MS (method 5): $R_t = 2.91$ min; m/z $[M+H]^+ = 512.1$

1H NMR (400 MHz, DMSO- d_6 , 100°C, δ ppm): 9.18 (s, 2H), 8.94 (s, 1H), 8.89 (s, 1H), 7.98 (d, 1H, $J = 8.2$ Hz), 7.5 (d, 1H, $J = 8.1$ Hz), 7.34-7.29 (m, 2H), 7.1-7.07 (m, 1H), 6.92 (bs, 2H), 4.0 (s, 2H), 3.87 (s, 3H), 3.35 (s, 3H), 3.03 (s, 3H).

Example 311: N-(2-Amino-2-oxoethyl)-1-(5-(5-ethyl-2-fluorophenyl)pyrimidin-2-yl)-N-methyl-3-(methylsulfonyl)-1H-indole-6-carboxamide

White solid. Yield: 0.155 g

HPLC-MS (method 5): $R_t = 3.11$ min; m/z $[M+H]^+ = 510.0$

1H NMR (400 MHz, DMSO- d_6 , 100°C, δ ppm): 9.17 (s, 2H), 8.95 (s, 1H), 8.89 (s, 1H), 7.99 (d, 1H, $J = 8.2$ Hz), 7.6-7.57 (m, 2H), 7.39-7.27 (m, 2H), 6.92 (bs, 2H), 4.0 (s, 2H), 3.35 (s, 3H), 3.04 (s, 3H), 2.72 (q, 2H, $J = 7.5$ Hz), 1.28 (t, 3H, $J = 7.6$ Hz).

Example 312: (1-(5-(4-Chloropyridin-2-yl)pyrimidin-2-yl)-3-(methylsulfonyl)-1H-indol-6-yl)(morpholino)methanone

White solid. Yield: 0.145 g

HPLC-MS (method 5): $R_t = 3.18$ min; m/z $[M+H]^+ = 497.9$

1H NMR (400 MHz, DMSO- d_6 , 100°C, δ ppm): 9.65 (s, 2H), 8.94 (s, 1H), 8.92 (s, 1H), 8.74 (d, 1H, $J = 5.2$ Hz), 8.42 (s, 1H), 7.99 (d, 1H, $J = 8.1$ Hz), 7.65 (d, 1H, $J = 5.2$ Hz), 7.51 (d, 1H, $J = 8.1$ Hz), 3.65 (bs, 8H), 3.39 (s, 3H).

Example 313 and 314 were prepared analogously to synthesis example 269.

Example 313: N,N-Dimethyl-3-(methylsulfinyl)-1-(5-(pyridin-2-yl)pyrimidin-2-yl)-1H-indole-6-carboxamide

White solid. Yield: 160 mg

HPLC-MS: m/z $[M+H]^+ = 406.2$

1H NMR (400 MHz, DMSO- d_6 , 20°C, δ ppm): 9.58 (s, 2H), 8.93 (s, 1H), 8.79 (s, 1H), 8.77 (d, $J = 4.4$ Hz, 1H), 8.18 (d, $J = 7.84$ Hz, 1H), 8.04-7.99 (m, 2H), 7.50-7.47 (m, 1H), 7.41 (d, $J = 8.12$ Hz, 1H), 3.08 (s, 3H), 3.05 (s, 3H), 2.99 (s, 3H).

Example 314: N,N-Dimethyl-1-(5-(6-methylpyridin-2-yl)pyrimidin-2-yl)-3-(methylsulfinyl)-1H-indole-6-carboxamide

White solid. Yield: 0.17 g

HPLC-MS: m/z $[M+H]^+ = 419.9$

1H NMR (400 MHz, DMSO- d_6 , 20°C, δ ppm): δ 9.56 (s, 2H), 8.95 (s, 1H), 8.78 (s, 1H), 8.03 (d, $J = 8.1$ Hz, 1H), 7.98 (d, $J = 7.7$ Hz, 1H), 7.88 (t, 7.4 Hz, 1H), 7.41 (d, $J = 8$ Hz, 1H), 7.35 (d, $J = 7.6$ Hz, 1H), 3.08 (s, 3H), 3.05 (s, 3H), 3.00 (s, 3H), 2.59 (s, 3H).

Example 315: 1-(5-(2-Fluoro-5-methylphenyl)pyrimidin-2-yl)-N-(2-hydroxyethyl)-N-methyl-3-(methylsulfinyl)-1H-indole-6-carboxamide

White solid. Yield: 109 mg

HPLC-MS (method 7): $R_t = 6.99$ min; m/z $[M+H]^+ = 467.0$

1H NMR (400 MHz, DMSO- d_6 , 100°C, δ ppm): 9.12 (s, 2H), 8.9 (s, 1H), 8.72 (s, 1H), 7.98 (d, 1H, $J = 8.0$ Hz), 7.54 (d, 1H, $J = 6.6$ Hz), 7.41-7.39 (m, 1H), 7.33-7.23 (m, 2H), 4.41 (t, 1H, $J = 5.1$ Hz), 3.66-3.62 (m, 2H), 3.5-3.47 (m, 2H), 3.07 (s, 3H), 3.06 (s, 3H), 2.4 (s, 3H).

Example 316: 1-(5-(5-Ethoxy-2-fluorophenyl)pyrimidin-2-yl)-N-(2-hydroxyethyl)-N-methyl-3-(methylsulfinyl)-1H-indole-6-carboxamide

White solid. Yield: 0.09 g

HPLC-MS (method 7): $R_t = 7.18$ min; m/z $[M+H]^+ = 497.4$

1H NMR (400 MHz, DMSO- d_6 , 100°C, δ ppm): 9.18 (s, 2H), 8.91 (s, 1H), 8.76 (s, 1H), 8.02 (d, 1H, $J = 6.1$ Hz), 7.4 (d, 1H, $J = 8.1$ Hz), 7.37-7.3 (m, 2H), 7.08-7.04 (m, 1H), 4.82-4.76 (m, 1H), 4.1 (q, 2H, $J = 6.9$ Hz), 3.67 (bs, 1H), 3.56-3.51 (m, 2H), 3.32 (1H, obscured under water peak), 3.08 (s, 3H), 3.03 (bs, 3H), 1.35 (t, 3H, $J = 6.9$ Hz).

Example 317: N-(2-Hydroxyethyl)-N-methyl-1-(5-(4-methylpyridin-2-yl)pyrimidin-2-yl)-3-(methylsulfinyl)-1H-indole-6-carboxamide

White solid. Yield: 60 mg,

HPLC-MS (method 5): $R_t = 2.59$ min; m/z $[M+H]^+ = 450.0$

1H NMR (400 MHz, DMSO- d_6 , δ ppm): 9.56 (s, 2H), 8.93 (s, 1H), 8.78 (s, 1H), 8.61 (d, 1H, $J = 4.7$ Hz), 8.05-8.0 (m, 2H), 7.41 (d, 1H, $J = 8.0$ Hz), 7.32 (d, 1H, $J = 4.5$ Hz), 4.84-4.78 (m, 1H), 3.68-3.54 (m, 3H), 3.32 (1H, obscured under water peak), 3.08-3.04 (m, 6H), 2.43 (s, 3H).

Example 318: (3-(1-Hydroxyethyl)-1-(5-(4-methylpyridin-2-yl)pyrimidin-2-yl)-1H-indol-6-yl)(morpholino)methanone

(1-(5-Bromopyrimidin-2-yl)-3-(hydroxymethyl)-1H-indol-6-yl)(morpholino)methanone (intermediate 27c) was converted into a boronic ester that was subsequently reacted with 2-bromo-4-methylpyridine

-221-

under Suzuki conditions. The resulting product was oxidized to the corresponding aldehyde and then submitted to a Grignard reaction analogously to the protocols 28a) and 28b), respectively. Light yellow solid. Yield: 70 mg

HPLC-MS (method 5): $R_t = 2.92$ min; m/z $[M+H]^+ = 444.2$

1H NMR (400 MHz, DMSO- d_6 , δ ppm): 9.49 (s, 2H), 8.87 (s, 1H), 8.58 (d, 1H, $J = 4.9$ Hz), 8.28 (s, 1H), 8.01 (s, 1H), 7.81 (d, 1H, $J = 8.0$ Hz), 7.31-7.29 (m, 2H), 5.26 (d, 1H, $J = 4.9$ Hz), 5.1-5.07 (m, 1H), 3.64-3.56 (m, 8H), 2.43 (s, 3H), 1.54 (d, 3H, $J = 6.4$ Hz).

Example 319: (1-(5-(5-Ethoxy-2-fluorophenyl)pyrimidin-2-yl)-3-(1-hydroxyethyl)-1H-indol-6-yl)(morpholino)methanone

The target compound was prepared from intermediate 27c in three reaction steps comprising a Suzuki reaction with (5-ethoxy-2-fluorophenyl)boronic acid, an oxidation with Dess-Martin periodinane and a Grignard reaction with methylmagnesium bromide. White solid. Yield: 110 mg

HPLC-MS: m/z $[M+H]^+ = 491.4$

1H NMR (400 MHz, DMSO- d_6 , δ ppm): 9.1 (s, 2H), 8.86 (s, 1H), 8.26 (s, 1H), 7.81 (d, 1H, $J = 8.0$ Hz), 7.35-7.28 (m, 3H), 7.05-7.03 (m, 1H), 5.25 (d, 1H, $J = 4.7$ Hz), 5.1-5.07 (m, 1H), 4.1 (q, 2H, $J = 6.9$ Hz), 3.63 (bs, 8H), 1.53 (d, 3H, $J = 6.3$ Hz), 1.35 (t, 3H, $J = 6.9$ Hz).

Example 320: (1-(5-(2-Fluoro-5-methylphenyl)pyrimidin-2-yl)-3-(1-hydroxyethyl)-1H-indol-6-yl)(morpholino)methanone

Prepared in an analogous manner as synthesis example 28. White solid. Yield: 0.1 g

HPLC-MS (method 5): $R_t = 3.47$ min; m/z $[M+H]^+ = 461.1$

1H NMR (400 MHz, DMSO- d_6 , δ ppm): 9.08 (s, 2H), 8.85 (s, 1H), 8.26 (s, 1H), 7.81 (d, 1H, $J = 8.0$ Hz), 7.55 (d, 1H, $J = 7.2$ Hz), 7.31-7.28 (m, 3H), 5.26 (d, 1H, $J = 4.9$ Hz), 5.1-5.07 (m, 1H), 3.63 (bs, 8H), 2.38 (s, 3H), 1.55 (d, 3H, $J = 6.4$ Hz).

Example 321: ((R)-3-Aminopyrrolidin-1-yl)(1-(5-(2-fluoro-5-methylphenyl)pyrimidin-2-yl)-3-(1-hydroxyethyl)-1H-indol-6-yl)methanone

Prepared from (R)-tert-butyl (1-(1H-indole-6-carbonyl)pyrrolidin-3-yl)carbamate following the synthetic route applied for the preparation of example 28. White solid. Yield: 70 mg

HPLC-MS (method 7): $R_t = 6.71$ min; m/z $[M+H]^+ = 460.4$

1H NMR (400 MHz, DMSO- d_6 , 100°C, δ ppm): 9.04 (s, 2H), 8.92 (s, 1H), 8.26 (s, 1H), 7.79 (d, 1H, $J = 8.1$ Hz), 7.52 (d, 1H, $J = 7.1$ Hz), 7.39-7.18 (m, 3H), 5.12 (bs, 1H), 4.88 (bs, 1H), 3.65 (bs, 2H), 3.51

-222-

(bs, 2H), 3.21-3.18 (m, 1H), 3.01 (1H, obscured under water peak), 2.39 (s, 3H), 2.02 (bs, 1H), 1.67-1.58 (m, 4H).

Example 322: 1-(5-(2-Fluoro-5-methylphenyl)pyrimidin-2-yl)-3-(1-hydroxyethyl)-N,N-dimethyl-1H-indole-6-carboxamide

Prepared from N,N-dimethyl-1H-indole-6-carboxamide analogously to the synthesis route of example 28. Light yellow solid. Yield: 0.08 g

HPLC-MS: m/z $[M+H]^+ = 419.0$

¹H NMR (400 MHz, DMSO-d₆, δ ppm): 9.08 (s, 2H), 8.82 (s, 1H), 8.25 (s, 1H), 7.81 (d, 1H, $J = 8$ Hz), 7.55 (d, 1H, $J = 7.2$ Hz), 7.31-7.27 (m, 3H), 5.26 (bs, 1H), 5.09 (d, 1H, $J = 6.1$ Hz), 3.0 (bs, 6H), 2.37 (s, 3H), 1.54 (d, 3H, $J = 6.2$ Hz).

Example 323: N-(2-Amino-2-oxoethyl)-1-(5-(2-fluoro-5-methylphenyl)pyrimidin-2-yl)-3-(1-hydroxyethyl)-N-methyl-1H-indole-6-carboxamide

Obtained from methyl 1-(5-(2-fluoro-5-methylphenyl)pyrimidin-2-yl)-3-(1-hydroxyethyl)-1H-indole-6-carboxylate in two steps namely an ester hydrolysis and an amidation with TBTU as coupling reagent. White solid. Yield: 43 mg

HPLC-MS (method 5): $R_t = 2.97$ min; m/z $[M+H]^+ = 461.9$

¹H NMR (400 MHz, DMSO-d₆, δ ppm): 9.03 (s, 2H), 8.86 (s, 1H), 8.26 (s, 1H), 7.79 (d, 1H, $J = 8$ Hz), 7.52 (d, 1H, $J = 6.6$ Hz), 7.32-7.22 (m, 3H), 6.91 (bs, 2H), 5.14-5.11 (m, 1H), 4.87 (bs, 1H), 4.0 (s, 2H), 3.03 (s, 3H), 2.4 (s, 3H), 1.58 (d, 3H, $J = 6.1$ Hz).

Example 324: 1-(5-(4-Isopropylpyridin-2-yl)pyrimidin-2-yl)-3-(methylsulfonyl)-1H-indol-6-yl(morpholino)methanone

Magnesium monoperoxyphthalate (1.04 g, 2.11 mmol) was added to an ice-cooled solution of 1-(5-(4-isopropylpyridin-2-yl)pyrimidin-2-yl)-3-(methylthio)-1H-indol-6-yl(morpholino)methanone (0.250 g, 0.52 mmol) in THF (36 mL). The resulting mixture was stirred at room temperature for 3.5 h and then diluted with ethyl acetate (25 mL). The organic phase was washed successively with saturated sodium hydrogen carbonate solution (2 x 20 mL) and brine (1 x 10 mL), dried over sodium sulfate and evaporated. The remnant was purified by flash column chromatography [silica gel; dichloromethane with 2.5% methanol] followed by preparative TLC [dichloromethane with 2% methanol]. Light yellow solid. Yield: 80 mg (30% of theory)

HPLC-MS (method 5): $R_t = 3.26$ min; m/z $[M+H]^+ = 506.2$

-223-

¹H NMR (400 MHz, DMSO-d₆, δ ppm): 9.64 (s, 2H), 8.96 (s, 1H), 8.92 (s, 1H), 8.65 (d, J = 5 Hz, 1H), 8.11 (s, 1H), 8.01 (d, J = 8.2 Hz, 1H), 7.5 (d, J = 8.2 Hz, 1H), 7.38 (d, J = 4.8 Hz, 1H), 3.65 (bs, 8H), 3.39 (s, 3H), 3.05-2.98 (m, 1H), 1.29 (d, J = 6.9 Hz, 6H).

Example 325: (1-(5-(4-Ethylpyridin-2-yl)pyrimidin-2-yl)-3-(methylsulfonyl)-1H-indol-6-yl)(morpholino)methanone

Prepared from (1-(5-(4-ethylpyridin-2-yl)pyrimidin-2-yl)-3-(methylthio)-1H-indol-6-yl)(morpholino)methanone (0.19 g, 0.41 mmol) analogously to synthesis example 324. White solid. Yield: 80 mg (40% of theory)

HPLC-MS (method 5): R_t = 3.12 min; m/z [M+H]⁺ = 492.2

¹H NMR (400 MHz, DMSO-d₆, δ ppm): 9.62 (s, 2H), 8.95 (s, 1H), 8.92 (s, 1H), 8.63 (d, J = 4.9 Hz, 1H), 8.09 (s, 1H), 7.99 (d, J = 8.1 Hz, 1H), 7.52 (d, J = 8.9 Hz, 1H), 7.35 (d, J = 4.5 Hz, 1H), 3.64 (bs, 8H), 3.44 (s, 3H), 2.73 (q, J = 7.5 Hz, 2H), 1.28 (t, J = 7.5 Hz, 3H).

Example 326: (1-(5-(5-Ethoxy-2-fluorophenyl)pyrimidin-2-yl)-3-(methylsulfonyl)-1H-indol-6-yl)(morpholino)methanone

(1-(5-(5-Ethoxy-2-fluorophenyl)pyrimidin-2-yl)-3-(methylthio)-1H-indol-6-yl)(morpholino)methanone (0.2 g, 0.406 mmol) was oxidized with m-chloroperoxybenzoic acid. White solid. Yield: 0.12 g (56% of theory)

HPLC-MS (method 5): R_t = 3.35 min; m/z [M+H]⁺ = 525.0

¹H NMR (400 MHz, DMSO-d₆, δ ppm): 9.23 (s, 2H), 8.93 (s, 1H), 8.9 (s, 1H), 7.99 (d, 1H, J = 8.1 Hz), 7.5 (d, 1H, J = 8.2 Hz), 7.38-7.31 (m, 2H), 7.09-7.06 (m, 1H), 4.12 (q, 2H, J = 6.9 Hz), 3.64 (bs, 8H), 3.39 (s, 3H), 1.36 (t, 3H, J = 6.9 Hz).

Example 327: (1-(5-(4-Cyclopropylpyridin-2-yl)pyrimidin-2-yl)-3-(methylsulfonyl)-1H-indol-6-yl)(morpholino)methanone

Obtained from (1-(5-(4-cyclopropylpyridin-2-yl)pyrimidin-2-yl)-3-(methylthio)-1H-indol-6-yl)(morpholino)methanone (0.250 g, 0.53 mmol) via oxidation with magnesium monoperoxyphthalate analogously to synthesis example 324. White solid. Yield: 0.17 g (64% of theory)

HPLC-MS (method 5): R_t = 3.10 min; m/z [M+H]⁺ = 504.0

¹H NMR (400 MHz, DMSO-d₆, δ ppm): 9.61 (s, 2H), 8.95 (s, 1H), 8.91 (s, 1H), 8.54 (d, J = 4.8 Hz, 1H), 7.99 (d, J = 8.1 Hz, 1H), 7.86 (s, 1H), 7.5 (d, J = 8.1 Hz, 1H), 7.2 (d, J = 4.6 Hz, 1H), 3.65 (bs, 8H), 3.47 (s, 3H), 2.0 (bs, 1H), 1.14 (bs, 2H), 0.98 (bs, 2H).

Example 328: N-(2-Amino-2-oxoethyl)-1-(5-(2-fluoro-5-methylphenyl)pyrimidin-2-yl)-N-methyl-3-(methylsulfonyl)-1H-indole-6-carboxamide

N-(2-amino-2-oxoethyl)-1-(5-(2-fluoro-5-methylphenyl)pyrimidin-2-yl)-N-methyl-3-(methylthio)-1H-indole-6-carboxamide was oxidized (0.17 g, 0.367 mmol) with m-chloroperoxybenzoic acid. White solid. Yield: 0.08 g (44% of theory)

HPLC-MS (method 7): $R_t = 7.52$ min; m/z $[M+H]^+ = 496.2$

1H NMR (400 MHz, DMSO- d_6 , 100°C, δ ppm): 9.16 (s, 2H), 8.94 (s, 1H), 8.89 (s, 1H), 8 (d, $J = 8.1$ Hz, 1H), 7.58-7.5 (m, 2H), 7.34-7.24 (m, 2H), 6.92 (bs, 2H), 4.0 (s, 2H), 3.34 (s, 3H), 3.0 (s, 3H), 2.41 (s, 3H).

Example 329: (1-(5-(4-(2-Hydroxypropan-2-yl)pyridin-2-yl)pyrimidin-2-yl)-3-(methylsulfonyl)-1H-indol-6-yl)(morpholino)methanone

Prepared from (1-(5-(4-(2-hydroxypropan-2-yl)pyridin-2-yl)pyrimidin-2-yl)-3-(methylthio)-1H-indol-6-yl)(morpholino)methanone via oxidation with m-chloroperoxybenzoic acid. Light yellow solid. Yield: 0.13 g (53% of theory)

HPLC-MS (method 7): $R_t = 7.86$ min; m/z $[M+H]^+ = 522.2$

1H NMR (400 MHz, DMSO- d_6 , 100°C, δ ppm): 9.58 (s, 2H), 8.95 (s, 1H), 8.92 (s, 1H), 8.68 (d, $J = 4.9$ Hz, 1H), 8.16 (s, 1H), 8.01 (d, 1H, $J = 8.1$ Hz), 7.57-7.49 (m, 2H), 5.03 (bs, 1H), 3.67 (bs, 4H), 3.59 (bs, 4H), 3.35 (s, 3H), 1.55 (s, 6H).

Example 330: (1-(5-(4-(1-Hydroxyethyl)pyridin-2-yl)pyrimidin-2-yl)-3-(methylsulfonyl)-1H-indol-6-yl)(morpholino)methanone

Obtained from (1-(5-(4-(1-hydroxyethyl)pyridin-2-yl)pyrimidin-2-yl)-3-(methylthio)-1H-indol-6-yl)(morpholino)methanone (0.2 g, 0.42 mmol) via oxidation with magnesium monoperoxyphthalate. White solid. Yield: 80 mg (38% of theory)

HPLC-MS (method 5): $R_t = 2.65$ min; m/z $[M+H]^+ = 508.3$

1H NMR (400 MHz, DMSO- d_6 , δ ppm): 9.62 (s, 2H), 8.95 (s, 1H), 8.92 (s, 1H), 8.69 (d, $J = 4.9$ Hz, 1H), 8.13 (s, 1H), 7.99 (d, 1H, $J = 8.1$ Hz), 7.52-7.47 (m, 2H), 5.54 (bs, 1H), 4.85-4.84 (m, 1H), 3.65 (bs, 8H), 3.39 (s, 3H), 1.43 (d, 3H, $J = 6.5$ Hz).

Example 331: N-(2-Amino-2-oxoethyl)-1-(5-(5-ethyl-2-fluorophenyl)pyrimidin-2-yl)-3-(1-hydroxyethyl)-N-methyl-1H-indole-6-carboxamide

331a) Methyl 1-(5-bromopyrimidin-2-yl)-3-(hydroxymethyl)-1H-indole-6-carboxylate

-225-

Prepared in three chemical steps from methyl 1H-indole-6-carboxylate in analogy to the protocols 27a) to c). White solid. Yield: 4.5 g

HPLC-MS (method 5): $R_t = 3.30$ min; m/z $[M+H]^+ = 362.0$

331b) Methyl 1-(5-(5-ethyl-2-fluorophenyl)pyrimidin-2-yl)-3-(hydroxymethyl)-1H-indole-6-carboxylate

Potassium carbonate (0.915 g, 6.62 mmol) and 2-fluoro-5-ethylphenylboronic acid (0.742 g, 4.14 mmol) were added at room temperature to a solution 331a) (0.8 g, 2.2 mmol) in 2-methyl-2-butanol 1/water (44 mL, 10:1). The reaction apparatus was set under an argon atmosphere and (Ataphos) $2PdCl_2$ (0.156 g, 0.22 mmol) was introduced. The reaction mixture was stirred at 100°C for 4 h, cooled to room temperature and filtered through a pad of celite. The filtrate was concentrated and the remnant purified by flash column chromatography [silica; dichloromethane with 1-2% methanol]. White solid. Yield: 0.5 g (56% of theory)

HPLC-MS (method 5): $R_t = 3.83$ min; m/z $[M+H]^+ = 406.3$

331c) Methyl 1-(5-(5-ethyl-2-fluorophenyl)pyrimidin-2-yl)-3-formyl-1H-indole-6-carboxylate

Dess-Martin periodinane (0.541 g, 1.27 mmol) was added at 0°C to a solution of 331b) (0.345 g, 0.85 mmol) in dichloromethane (25 mL). The resulting mixture was stirred at this temperature for 3 h and then filtered through celite. The filter was rinsed with dichloromethane (2 x 30 mL) and the filtrate was washed with saturated sodium hydrogen carbonate solution (3 x 20 mL) and brine (20 mL), dried over sodium sulfate and concentrated. Light yellow solid. Yield: 0.32 g (93% of theory)

HPLC-MS (method 5): $R_t = 4.23$ min; m/z $[M+H]^+ = 404.2$

331d) Methyl 1-(5-(5-ethyl-2-fluorophenyl)pyrimidin-2-yl)-3-(1-hydroxyethyl)-1H-indole-6-carboxylate

Methylmagnesium bromide (3 M in ether, 0.45 mL, 1.33 mmol) was added at 0°C to a solution of 331c) (0.36 g, 0.89 mmol) in THF (70 mL) and the resulting mixture was stirred at this temperature for 6 h. The mixture was quenched with ammonium chloride solution (20 mL) and extracted with ethyl acetate (2 x 50 mL). The organic phase was washed with brine, dried over sodium sulfate and evaporated. The residue was purified by flash column chromatography [silica; dichloromethane with 0-1.5% methanol]. Light yellow solid. Yield: 0.22 g (59% of theory)

HPLC-MS (method 5): $R_t = 3.93$ min; m/z $[M+H]^+ = 420.2$

331e) 1-(5-(5-Ethyl-2-fluorophenyl)pyrimidin-2-yl)-3-(1-hydroxyethyl)-1H-indole-6-carboxylic acid

-226-

Lithium hydroxide monohydrate (33 mg, 0.786 mmol) was added to an ice-cooled suspension of 331d) (0.22 g, 0.524 mmol) in THF/water (1:1, 10 mL) and the resulting mixture was stirred at room temperature for 48 h. The THF was distilled off and the residue was diluted with water (5 mL) and acidified with saturated sodium hydrogen sulfate solution. A precipitating solid was filtered off and washed with water. Remaining humidity was removed by repeated azeotropic distillation of toluene. White solid. Yield: 0.17 g (80% of theory)

HPLC-MS (method 5): $R_t = 2.93$ min; m/z $[M+H]^+ = 406.3$

331f) N-(2-Amino-2-oxoethyl)-1-(5-(5-ethyl-2-fluorophenyl)pyrimidin-2-yl)-3-(1-hydroxyethyl)-N-methyl-1H-indole-6-carboxamide

N-methylmorpholine (0.107 mL, 0.986 mmol), TBTU (0.191 g, 0.592 mmol) and 2-(methylamino)acetamide hydrochloride (0.123 g, 0.986 mmol) were added to an ice-cooled suspension of 331e) (0.2 g, 0.493 mmol) in DMF (4 mL). The reaction mixture was stirred at room temperature for 16 h and then diluted with ice-cold water. A precipitate was filtered off and dissolved in dichloromethane. The organic phase was washed with sodium hydrogen carbonate solution (20 mL) and brine (20 mL), dried over sodium sulfate and evaporated. The remnant was purified by flash column chromatography [silica gel; dichloromethane with 4% methanol] followed by preparative HPLC. White solid. Yield: 65 mg (28% of theory)

HPLC-MS (method 5): $R_t = 3.13$ min; m/z $[M+H]^+ = 476.2$

1H NMR (400 MHz, DMSO- d_6 , 100°C, δ ppm): 9.05 (s, 2H), 8.86 (s, 1H), 8.26 (s, 1H), 7.81 (d, 1H, $J = 8.0$ Hz), 7.56 (d, 1H, $J = 7.6$ Hz), 7.32-7.24 (m, 3H), 6.92 (bs, 2H), 5.13-5.1 (m, 1H), 4.88 (bs, 1H), 4.0 (s, 2H), 3.03 (s, 3H), 2.74-2.69 (m, 2H), 1.58 (d, 3H, $J = 6.0$ Hz), 1.27 (t, 3H, $J = 7.2$ Hz).

Example 332: N-(2-Amino-2-oxoethyl)-3-(1-hydroxyethyl)-N-methyl-1-(5-(4-methylpyridin-2-yl)pyrimidin-2-yl)-1H-indole-6-carboxamide

The target compound was synthesized from methyl 3-(hydroxymethyl)-1-(5-(4-methylpyridin-2-yl)pyrimidin-2-yl)-1H-indole-6-carboxylate in analogy to example 331. The substrate, methyl 3-(hydroxymethyl)-1-(5-(4-methylpyridin-2-yl)pyrimidin-2-yl)-1H-indole-6-carboxylate, was obtained from methyl 1-(5-bromopyrimidin-2-yl)-3-(hydroxymethyl)-1H-indole-6-carboxylate applying the chemistry described under 141a) and b). White solid. Yield: 0.12 g

HPLC-MS (method 7): $R_t = 2.64$ min; m/z $[M+H]^+ = 443.4$

1H NMR (400 MHz, DMSO- d_6 , 100°C, δ ppm): 9.44 (s, 2 H), 8.86 (s, 1H), 8.59 (d, 1H, $J = 5.2$ Hz), 8.27 (s, 1H), 7.93 (s, 1H), 7.79 (d, 1H, $J = 8$ Hz), 7.3 (d, 1H, $J = 8.0$ Hz), 7.26 (d, 1H, $J = 4.8$ Hz), 6.9 (bs, 2H), 5.15-5.09 (m, 1H), 4.86 (d, 1H, $J = 4.8$ Hz), 4.01 (s, 2H), 3.04 (s, 3H), 2.44 (s, 3H), 1.58 (d, 3H, $J = 6.4$ Hz).

Example 333: N-(2-Amino-2-oxoethyl)-1-(5-(4-cyclopropylpyridin-2-yl)pyrimidin-2-yl)-N-methyl-3-(methylsulfinyl)-1H-indole-6-carboxamide (single enantiomer)

333a) Methyl 1-(5-(4-cyclopropylpyridin-2-yl)pyrimidin-2-yl)-3-(methylthio)-1H-indole-6-carboxylate

Synthesized from methyl 1-(5-bromopyrimidin-2-yl)-3-(methylthio)-1H-indole-6-carboxylate (1.7 g, 4.49 mmol) and 2-chloro-4-cyclopropylpyridine (1.03 g, 6.73 mmol) in analogy to the procedures 141a) and b). White solid. Yield: 1.2 g (64% of theory)

HPLC-MS (method 7): $R_t = 11.53$ min; m/z $[M+H]^+ = 417.3$

333b) Methyl 1-(5-(4-cyclopropylpyridin-2-yl)pyrimidin-2-yl)-3-(methylsulfinyl)-1H-indole-6-carboxylate (single enantiomer)

N1,N2-bis(2-((R)-4-isopropyl-4,5-dihydrooxazol-2-yl)phenyl)benzene-1,2-diamine (6.95 mg, 0.014 mmol) and $Mn(OTf)_2$ (5.09 mg, 0.014 mmol; for synthesis and application of this ligand see: Dai. W. et al. Org. Lett. 2013, 15, 5658; Dai. W. et al. Org. Lett. 2013, 15, 4138) in dichloromethane (10 mL) were stirred at room temperature for 3 h. 333a) (0.3 g, 0.721 mmol), acetic acid (0.263 mL, 4.61 mmol) and 30% aqueous hydrogen peroxide solution (0.147 mL, 1.47 mmol) were added at room temperature and the resulting mixture was immediately cooled with an ice bath to 5-8°C. The reaction mixture was stirred at this temperature for 30 min, quenched with saturated sodium sulfite solution (10 mL) and further stirred for 15 min. The mixture was then diluted with dichloromethane (30 mL) and washed with brine (20 mL). The combined organic layers were dried over sodium sulfate and evaporated. The residue was purified by flash column chromatography [silica; dichloromethane with 1.5% methanol]. White solid. Yield: 0.14 g (45% of theory). Enantiomeric excess: >99% (chiral HPLC)

HPLC-MS (method 7): $R_t = 8.48$ min; m/z $[M+H]^+ = 433.4$

333c) N-(2-Amino-2-oxoethyl)-1-(5-(4-cyclopropylpyridin-2-yl)pyrimidin-2-yl)-N-methyl-3-(methylsulfinyl)-1H-indole-6-carboxamide (single enantiomer)

The target compound was derived from 333b) in two steps comprising an ester hydrolysis and an amidation reaction in analogy to the procedures 331e) and f). White solid. Yield: 0.08 g

HPLC-MS (method 7): $R_t = 6.11$ min; m/z $[M+H]^+ = 489.3$

Specific optical rotation: $[\alpha]_{589}^{25} = -25.22^\circ$ (c. 0.23, DMSO)

1H NMR (400 MHz, DMSO- d_6 , 100°C, δ ppm): 9.53 (s, 2H), 8.96 (s, 1H), 8.72 (s, 1H), 8.55 (d, 1H, $J = 4.8$ Hz), 7.98 (d, 1H, $J = 7.6$ Hz), 7.81 (s, 1H), 7.42 (d, 1H, $J = 7.7$ Hz), 7.17 (s, 1H), 6.92 (bs, 2H), 4.01 (s, 2H), 3.07 (s, 3H), 3.04 (s, 3H), 2.05-2.01 (m, 1H), 1.14-1.12 (m, 2H), 0.97 (bs, 2H).

Example 334: N-(2-Amino-2-oxoethyl)-1-(5-(2-fluoro-5-(2-hydroxypropan-2-yl)phenyl)pyrimidin-2-yl)-N-methyl-3-(methylsulfinyl)-1H-indole-6-carboxamide (single enantiomer)

Prepared analogously to synthesis example 333. White solid. Yield: 70 mg

UPLC-MS: m/z $[M+H]^+ = 524.1$

Specific optical rotation: $[\alpha]_{589}^{25} = -48.19^\circ$ (c. 0.38, chloroform).

1H NMR (400 MHz, DMSO- d_6 , δ ppm): 9.18-9.15 (m, 2H), 8.95 (s, 1H), 8.78-8.76 (m, 1H), 8.05-7.99 (m, 1H), 7.78-7.77 (m, 1H), 7.64-7.61 (m, 1H), 7.48-7.32 (m, 3H), 7.15-7.12 (m, 1H), 5.18 (s, 1H), 4.08 (s, 1H), 3.87 (s, 1H), 3.08 (s, 3H), 3 (s, 3H), 1.49 (s, 6H).

Example 335: N-(2-Amino-2-oxoethyl)-1-(5-(5-cyclopropyl-2-fluorophenyl)pyrimidin-2-yl)-N-methyl-3-(methylsulfinyl)-1H-indole-6-carboxamide (single enantiomer)

Methyl 1-(5-bromopyrimidin-2-yl)-3-(methylthio)-1H-indole-6-carboxylate (1 g, 2.64 mmol) and (5-cyclopropyl-2-fluorophenyl)boronic acid (1.09 g, 7.92 mmol) were coupled according to procedure 331b). The remaining steps were performed in analogy to synthesis example 333. White solid. White solid. Yield: 0.2 g

HPLC-MS (method 5): $R_t = 2.89$ min; m/z $[M+H]^+ = 506.3$

Specific optical rotation: $[\alpha]_{589}^{25} = -51.6^\circ$ (c. 0.5, chloroform).

1H NMR (400 MHz, DMSO- d_6 , 100°C, δ ppm): 9.12 (s, 2H), 8.94 (s, 1H), 8.72 (s, 1H), 7.98 (d, 1H, $J = 8.1$ Hz), 7.44 (d, 2H, $J = 6.7$ Hz), 7.24 (d, 2H, $J = 8.1$ Hz), 6.92 (bs, 2H), 4.0 (s, 2H), 3.06 (s, 3H), 3.03 (s, 3H), 2.05-2.03 (m, 1H), 1.0-0.98 (m, 2 H), 0.78-0.77 (m, 2H).

Example 336: ((R)-3-Aminopyrrolidin-1-yl)(1-(5-(4-methylpyridin-2-yl)pyrimidin-2-yl)-3-(methylsulfinyl)-1H-indol-6-yl)methanone

336a) (R)-tert-Butyl (1-(1H-indole-6-carbonyl)pyrrolidin-3-yl)carbamate

EDC·HCl (17.7g, 93.00 mmol, 1.5 eq), 1-hydroxy-7-azabenzotriazole (4.2 g, 31.01 mmol, 0.5 eq) followed by triethylamine (28.7 mL, 204 mmol, 3.3 eq) were added at room temperature to a stirred solution of 1H-indole-6-carboxylic acid (10 g, 62.03 mmol, 1.0 eq) in dry DMF (50 mL). (R)-tert-butyl pyrrolidin-3-ylcarbamate (13.86 g, 74.44 mmol, 1.2eq) was added after 10 min and stirring was continued for 16h at room temperature. The reaction mixture was diluted with icy water (100 mL), and the precipitating solid was filtered off, washed with water (50 mL) and pet ether (50 mL), and dried under vacuum. White solid. Yield: 11.0 g (55% of theory)

Mass spectroscopy: m/z : $[M+H]^+ = 330.2$

-229-

¹H NMR (400 MHz, CDCl₃, δ ppm): 8.44 (s, 1H), 7.64 (d, J = 7.6 Hz, 2H), 7.31 (t, J = 2.8 Hz, 1H), 6.57 (t, J = 2.2 Hz, 1H), 4.66-4.59 (m, 1H), 4.30-4.11 (m, 1H), 3.92-3.38 (m, 3H), 2.23-2.04 (m, 1H), 1.92-1.85 (m, 1H), 1.61-1.46 (m, 2H), 1.39-1.27 (m, 9H).

336b) (R)-tert-Butyl (1-(3-(methylthio)-1H-indole-6-carbonyl)pyrrolidin-3-yl)carbamate

Dimethylsulfane (2.0 mL, 26.74 mmol, 1.1 eq) was added drop wise at 0°C to a stirred suspension of N-chlorosuccinamide (3.55 g, 26.74 mmol, 1.1 eq) in dichloromethane (20 mL). The mixture was cooled to -20°C, compound 336a) (8.0 g, 24.31 mmol, 1.0 eq) in dichloromethane (50 mL) was added drop wise at this temperature and the mixture was then stirred for 1 h at room temperature. The volatiles were evaporated and the residue was dissolved in xylene (30 mL) and stirred at 120°C for 16h. The solvent was removed in vacuo, ethyl acetate was added (50 mL), and the organic phase was washed with water (100 mL), dried over sodium sulfate and evaporated. The residue was purified by column chromatography [100-200 mesh silica, ethyl acetate/pet ether = 1:4]. Yield: 5.5 g (60% of theory)

Mass spectroscopy: m/z: [M+H]⁺ = 376.2

¹H NMR (400 MHz, CDCl₃, δ ppm): 7.74 (d, J = 8.4 Hz, 1H), 7.57 (s, 1H), 7.37 (d, J = 2.8 Hz, 1H), 7.32-7.30 (m, 1H), 4.84-4.67 (m, 1H), 4.31-4.16 (m, 1H), 4.01-3.35 (m, 5H), 2.36 (s, 3H), 2.23-2.10 (m, 1H), 1.92-1.85 (m, 1H), 1.39-1.27 (m, 9H).

336c) (R)-tert-Butyl (1-(1-(5-(4-methylpyridin-2-yl)pyrimidin-2-yl)-3-(methylthio)-1H-indole-6-carbonyl)pyrrolidin-3-yl)carbamate

Compound 336b) (500 mg, 1.33 mmol, 1.0 eq), 2-chloro-5-(4-methylpyridin-2-yl)pyrimidine (300 mg, 1.46 mmol, 1.1 eq) and potassium tert-butyrate (225 mg, 1.99 mmol, 1.5 eq) in DMF (10 mL) were stirred at 120°C for 4 h. The reaction mixture was diluted with ethyl acetate (50 mL), washed with cold water (2 x 20 mL) and brine (20 mL), dried over anhydrous sodium sulfate, and evaporated. The remnant was purified by silica gel column chromatography [100-200 mesh, ethyl acetate/pet ether = 1:1]. Yield: 320 mg (44% of theory).

Mass spectroscopy: m/z: [M+H]⁺ = 545.3

¹H NMR (400 MHz, CDCl₃, δ ppm): 9.29 (s, 2H), 9.10 (s, 1H), 8.60 (d, J = 5.2 Hz, 1H), 8.39 (s, 1H), 7.73 (d, J = 8.0 Hz, 1H), 7.57 (s, 1H), 7.52-7.47 (m, 1H), 7.17 (d, J = 4.8 Hz, 1H), 5.30 (s, 1H), 4.85-4.73 (m, 1H), 4.41-4.25 (m, 1H), 3.91-3.75 (m, 2H), 3.71-3.48 (m, 1H), 2.51 (s, 3H), 2.47 (s, 3H), 2.36-2.21 (m, 1H), 2.19-2.12 (m, 1H), 1.49-1.37 (m, 9H).

The target compound was obtained from 336c) in two steps comprising an oxidation with m-chloroperoxybenzoic acid (1.0 eq., in dichloromethane) followed by a removal of the protecting group (TFA in dichloromethane). White solid. Yield: 75 mg

-230-

Melting range: 154-158°C

HPLC-MS (method 12): $R_t = 4.66$ min; m/z $[M+H]^+ = 475.2$

1H NMR (400 MHz, DMSO- d_6 , 90°C, δ ppm): 9.51 (s, 2H), 9.02 (s, 1H), 8.74 (s, 1H), 8.59 (d, $J = 4.8$ Hz, 1H), 8.00-7.96 (m, 2H), 7.51 (dd, $J = 8.4$ Hz, $J = 1.0$ Hz, 1H), 7.28 (d, $J = 4.8$ Hz, 1H), 3.73-3.50 (m, 6H), 3.30-3.28 (m, 1H), 3.03 (s, 3H), 2.43 (s, 3H), 2.09-2.04 (m, 1H), 1.76-1.71 (m, 1H).

Examples 337 to 340 were prepared analogously to synthesis example 336.

Example 337: ((R)-3-Aminopyrrolidin-1-yl)(1-(5-(4-ethylpyridin-2-yl)pyrimidin-2-yl)-3-(methylsulfinyl)-1H-indol-6-yl)methanone

White solid. Yield: 75 mg

Melting range: 160-163°C

HPLC-MS (method 12): $R_t = 4.82$ min; m/z $[M+H]^+ = 475.2$

1H NMR (400 MHz, DMSO- d_6 , 90°C, δ ppm): 9.52 (s, 2H), 9.01 (s, 1H), 8.73 (s, 1H), 8.61 (d, $J = 4.8$ Hz, 1H), 7.99-7.97 (m, 2H), 7.50 (d, $J = 8.0$ Hz, 1H), 7.30 (d, $J = 5.2$ Hz, 1H), 3.66-3.61 (m, 2H), 3.57-3.46 (m, 2H), 3.20-3.10 (m, 1H), 3.05 (s, 3H), 2.80-2.71 (m, 2H), 2.02-1.62 (m, 4H), 1.31-1.24 (m, 3H).

Example 338: ((R)-3-Aminopyrrolidin-1-yl)(1-(5-(4-isopropylpyridin-2-yl)pyrimidin-2-yl)-3-(methylsulfinyl)-1H-indol-6-yl)methanone

White solid. Yield: 65 mg

Melting range: 264-268°C

HPLC-MS (method 12): $R_t = 4.97$ min; m/z $[M+H]^+ = 489.3$

1H NMR (300 MHz, DMSO- d_6 , 90°C, δ ppm): 9.54 (s, 2H), 9.02 (s, 1H), 8.74 (s, 1H), 8.63 (d, $J = 5.1$ Hz, 1H), 8.00-7.97 (m, 2H), 7.51 (dd, $J = 8.1$ Hz, $J = 1.5$ Hz, 1H), 7.34 (dd, $J = 5.1$ Hz, $J = 1.5$ Hz, 1H), 3.65-3.61 (m, 3H), 3.55-3.53 (m, 2H), 3.22-3.18 (m, 1H), 3.05 (s, 3H), 2.02-1.96 (m, 3H), 1.67-1.65 (m, 1H), 1.32 (d, $J = 7.2$ Hz, 6H).

Example 339: ((R)-3-Aminopyrrolidin-1-yl)(1-(5-(4-cyclopropylpyridin-2-yl)pyrimidin-2-yl)-3-(methylsulfinyl)-1H-indol-6-yl)methanone

Pale yellow solid. Yield: 65 mg

Melting range: 278-281°C

HPLC-MS (method 12): $R_t = 4.84$ min; m/z $[M+H]^+ = 487.2$

-231-

¹H NMR (400 MHz, DMSO-d₆, 1H NMR (400 MHz, DMSO-d₆, δ ppm): δ ppm): 9.58 (s, 2H), 9.05 (s, 1H), 8.79 (s, 1H), 8.55 (d, J = 4.8 Hz, 1H), 8.03 (d, J = 8.4 Hz, 1H), 7.85 (s, 1H), 7.55-7.51 (m, 1H), 7.21-7.19 (m, 1H), 3.67-3.58 (m, 6H), 3.25-3.18 (m, 1H), 3.08 (s, 3H), 2.06-1.91 (m, 2H), 1.71-1.64 (m, 1H), 1.16-1.12 (m, 2H), 1.11-0.97 (m, 2H).

Example 340: (R)-(3-Aminopyrrolidin-1-yl)(1-(5-(4-methylpyridin-2-yl)pyrimidin-2-yl)-3-(methylsulfonyl)-1H-indol-6-yl)methanone

Prepared in analogy to synthesis example 336 with the difference that the oxidation was performed at 0°C with 1.5 equivalents of m-chloroperoxybenzoic acid. White solid: Yield: 65 mg

Melting range: 157-160°C

HPLC-MS (method 12): R_t = 4.90 min; m/z [M+H]⁺ = 477.2

¹H NMR (400 MHz, DMSO-d₆, 90°C, δ ppm): 9.55 (s, 2H), 9.01 (s, 1H), 8.90 (s, 1H), 8.60 (d, J = 4.8 Hz, 1H), 7.99-7.97 (m, 2H), 7.58 (d, J = 8.0 Hz, 1H), 7.30 (d, J = 4.8 Hz, 1H), 3.71-3.62 (m, 2H), 3.56-3.43 (m, 2H), 3.33 (s, 3H), 3.15-3.27 (m, 1H), 2.44 (s, 3H), 1.94-2.13 (m, 1H), 1.76-1.86 (m, 2H), 1.61-1.74 (m, 1H).

Example 341: (1-(5-(4-Cyclopropylpyridin-2-yl)pyrimidin-2-yl)-3-(methylsulfinyl)-1H-indol-6-yl)(pyrrolidin-1-yl)methanone

341a) (1-(5-Bromopyrimidin-2-yl)-3-(methylthio)-1H-indol-6-yl)(pyrrolidin-1-yl)methanone

HATU (3.1 g, 8.24 mmol), diisopropylethylamine (3.6 ml, 20.6 mmol) and pyrrolidine (0.6 g, 8.24 mmol) were added to an ice cooled suspension of 1-(5-bromopyrimidin-2-yl)-3-(methylthio)-1H-indole-6-carboxylic acid (2.5 g, 6.86 mmol) in DMF (20 mL). The resulting mixture was stirred at room temperature for 16 h and then quenched with crushed ice. The precipitating solid was filtered off, washed with water and dissolved in dichloromethane. The organic phase was dried over sodium sulfate and evaporated. White solid. Yield: 2.1 g (73% of theory)

HPLC-MS (method 5): R_t = 3.80 min; m/z [M+H]⁺ = 419.2

341b) (1-(5-(4-Cyclopropylpyridin-2-yl)pyrimidin-2-yl)-3-(methylthio)-1H-indol-6-yl)(pyrrolidin-1-yl)methanone

Bis(pinacolato)diboron (0.584 g, 2.3 mmol) and potassium acetate (0.421 g, 4.29 mmol) were added at room temperature to a solution of 341a) (0.6 g, 1.43 mmol) in dry dioxane (35 mL). The reaction apparatus was flushed with argon, PdCl₂(dppf) (58 mg, 0.071 mmol) was added and the resulting mixture was stirred for 1 h at 110°C (complete consumption of starting material). 2-bromo-4-cyclopropyl-pyridine (0.328 g, 2.14 mmol), potassium carbonate (2M, 2.5 mL) and tetrakis(triphenylphosphine)palladium(0) (83 mg, 0.071 mmol) were added successively and the

-232-

reaction mixture was stirred for 16 h at 100°C. The mixture was then cooled to ambient temperature and filtered through a sintered funnel. The filtrate was concentrated and the remnant was purified by flash column chromatography [silica; dichloromethane with 2% methanol]. White solid. Yield: 0.28 g (43% of theory)

HPLC-MS (method 5): $R_t = 4.06$ min; m/z $[M+H]^+ = 456.0$

341c) (1-(5-(4-Cyclopropylpyridin-2-yl)pyrimidin-2-yl)-3-(methylsulfinyl)-1H-indol-6-yl)(pyrrolidin-1-yl)methanone

m-Chloroperoxybenzoic acid (77%, 79 mg, 0.35 mmol) was added to an ice cooled solution of 341b) (0.2 g, 0.43 mmol) in dichloromethane (30 mL). The mixture was stirred at room temperature for 1 h and then diluted with dichloromethane (25 mL). The organic phase was washed successively with saturated sodium hydrogen solution (2 x 15 mL) and brine (1 x 15 mL), dried over sodium sulfate and evaporated. The residue was purified by flash column chromatography [silica; dichloromethane with 0-2% methanol]. White solid. Yield: 0.08 g (39% of theory)

HPLC-MS (method 5): $R_t = 3.06$ min; m/z $[M+H]^+ = 472.0$

1H NMR (400 MHz, DMSO- d_6 , δ ppm): 9.57 (s, 2H), 9.06 (s, 1H), 8.79 (s, 1H), 8.53 (d, 1H, $J = 4.8$ Hz), 8.01 (d, 1H, $J = 8.4$ Hz), 7.85 (s, 1H), 7.53 (d, 1H, $J = 8.0$ Hz), 7.19 (d, 1H, $J = 4.0$ Hz), 3.54-3.48 (m, 4H), 3.08 (s, 3H), 2.03 (bs, 1H), 1.91-1.83 (m, 4H), 1.22 (bs, 2H), 0.98 (bs, 2H).

Example 342: (1-(5-(4-Methoxypyridin-2-yl)pyrimidin-2-yl)-3-(methylsulfinyl)-1H-indol-6-yl)(pyrrolidin-1-yl)methanone

Synthesized analogously to example 341. White solid. Yield: 0.11 g

HPLC-MS: m/z $[M+H]^+ = 462.2$

1H NMR (400 MHz, DMSO- d_6 , δ ppm): 9.59 (s, 2H), 9.05 (s, 1H), 8.79 (s, 1H), 8.55 (d, 1H, $J = 5.6$ Hz), 8.01 (d, 1H, $J = 8.1$ Hz), 7.77 (s, 1H), 7.53 (d, 1H, $J = 8.0$ Hz), 7.07 (bs, 1H), 3.95 (s, 3H), 3.53-3.48 (m, 4H), 3.08 (s, 3H), 1.91-1.83 (m, 4H).

Example 343: (1-(5-(4-Ethoxypyridin-2-yl)pyrimidin-2-yl)-3-(methylsulfinyl)-1H-indol-6-yl)(pyrrolidin-1-yl)methanone

Synthesized analogously to example 341. White solid. Yield: 0.11 g

HPLC-MS (method 5): $R_t = 2.99$ min; m/z $[M+H]^+ = 476.0$

1H NMR (400 MHz, DMSO- d_6 , δ ppm): 9.58 (s, 2H), 9.05 (s, 1H), 8.79 (s, 1H), 8.54 (d, 1H, $J = 5.3$ Hz), 8.01 (d, 1H, $J = 8.2$ Hz), 7.75 (s, 1H), 7.53 (d, 1H, $J = 8.5$ Hz), 7.04 (bs, 1H), 4.26-4.24 (m, 2H), 3.54-3.48 (m, 4H), 3.08 (s, 3H), 1.91-1.83 (m, 4H), 1.39 (t, 3H, $J = 6.8$ Hz).

Example 344 and 345: (1-(5-(2-Fluoro-5-(1-hydroxyethyl)phenyl)pyrimidin-2-yl)-3-(methylsulfonyl)-1H-indol-6-yl)(morpholino)methanone one (faster and slower eluting enantiomer)

(1-(5-(2-Fluoro-5-(1-hydroxyethyl)phenyl)pyrimidin-2-yl)-3-(methylsulfonyl)-1H-indol-6-yl)(morpholino)methanone (racemate, 0.30 g) was prepared from methyl 1-(5-bromopyrimidin-2-yl)-3-(methylthio)-1H-indole-6-carboxylate and 1-(3-bromo-4-fluorophenyl)ethanol adopting the synthesis strategy described for example 300. The single enantiomers were obtained from this racemate via preparative chiral HPLC column and the enantiomeric excess of the isolated enantiomers was measured with the following analytical method: column: Chiralpak IA 4.6 x 250 mm, 5 μ m; injection volume: 2 μ L; mobile phase: hexane/ethyl acetate/ethanol/diethylamine = 50/25/25/0.1; flow rate: 1.0 mL/min.

Faster eluting enantiomer (example 344):

White solid. Yield: 80 mg

HPLC-MS (method 5): R_t = 2.94 min; m/z $[M+H]^+$ = 524.8

¹H NMR (400 MHz, DMSO- d_6 , δ ppm): 9.22 (s, 2H), 8.94 (d, 2H, J = 12.1 Hz), 8.02 (d, 1H, J = 8.2 Hz), 7.71 (d, 1H, J = 7.5 Hz), 7.54-7.50 (m, 2H), 7.41-7.36 (m, 1H), 5.33 (d, 1H, J = 4.3 Hz), 4.84-4.81 (m, 1H), 3.64 (m, 8H), 3.39 (s, 3H), 1.40 (d, 1H, J = 6.4 Hz).

Specific optical rotation: $[\alpha]_{589}^{25}$ = +11.3° (c. 0.4, chloroform)

Enantiomeric excess determined by analytical chiral HPLC method: 100% (R_t = 13.56 min)

Slower eluting enantiomer (example 345):

White solid. Yield: 80 mg

HPLC-MS (method 5): R_t = 2.95 min; m/z $[M+H]^+$ = 525.0

Enantiomeric excess determined by analytical chiral HPLC method: 95.3% (R_t = 15.54 min)

¹H NMR (400 MHz, DMSO- d_6 , δ ppm): 9.22 (s, 2H), 8.94 (d, 2H, J = 12.5 Hz), 8.02 (d, 1H, J = 8.1 Hz), 7.71 (d, 1H, J = 7.2 Hz), 7.52 (d, 2H, J = 8.1 Hz), 7.41 (t, 1H, J = 9.5 Hz), 5.34 (d, 1H, J = 4.2 Hz), 4.84-4.81 (m, 1H), 3.66 (m, 8H), 3.39 (s, 3H), 1.40 (d, 1H, J = 6.3 Hz).

Specific optical rotation: $[\alpha]_{589}^{25}$ = -11.9° (c. 0.46, chloroform).

Synthesis examples 346 to 348 were prepared from 1-(5-(2-fluorophenyl)pyrimidin-2-yl)-3-(methylsulfinyl)-1H-indole-6-carboxylic acid (51e) and the appropriate partially BOC-protected amines in analogy to the procedure of synthesis example 52.

-234-

Example 346: 1-(5-(2-Fluorophenyl)pyrimidin-2-yl)-N-methyl-N-(2-(methylamino)ethyl)-3-(methylsulfinyl)-1H-indole-6-carboxamide

White solid: Yield: 95 mg,

HPLC-MS (method 12): $R_t = 4.90$ min; m/z $[M+H]^+ = 466.3$

Melting range: 122-126°C

1H NMR (400 MHz, DMSO- d_6 , δ ppm): 9.18 (d, $J = 1.6$ Hz, 2H), 8.90 (s, 1H), 8.77 (s, 1H), 8.02 (d, $J = 8.0$ Hz, 1H), 7.80-7.76 (m, 1H), 7.57-7.55 (m, 1H), 7.46-7.39 (m, 3H), 3.68-3.40 (m, 2H), 3.08 (s, 3H), 3.00-2.66 (m, 6H), 2.45-2.32 (m, 1H), 2.25-2.12 (m, 2H).

Example 347: 2,5-Diazabicyclo[2.2.2]octan-2-yl(1-(5-(2-fluorophenyl)pyrimidin-2-yl)-3-(methylsulfinyl)-1H-indol-6-yl)methanone

Pale brown solid. Yield: 95 mg

HPLC-MS (method 12): $R_t = 4.90$ min; m/z $[M+H]^+ = 490.2$

Melting range: 141-144°C

1H NMR (400 MHz, DMSO- d_6 , 90°C, δ ppm): 9.14 (s, 2H), 8.94 (s, 1H), 8.74 (s, 1H), 8.03 (d, $J = 8.0$ Hz, 1H), 7.78-7.74 (m, 1H), 7.56-7.52 (m, 1H), 7.42-7.38 (m, 3H), 3.80-3.31 (m, 4H), 3.32-3.12 (m, 3H), 3.07 (s, 3H), 2.10-1.79 (m, 4H).

Example 348: 3,8-Diazabicyclo[3.2.1]octan-8-yl(1-(5-(2-fluorophenyl)pyrimidin-2-yl)-3-(methylsulfinyl)-1H-indol-6-yl)methanone

White solid. Yield: 69 mg

HPLC-MS (method 12): $R_t = 5.05$ min; m/z $[M+H]^+ = 490.2$

Melting range: 237-240°C

1H NMR (400 MHz, DMSO- d_6 , δ ppm): 9.19 (s, 2H), 9.02 (s, 1H), 8.79 (s, 1H), 8.03 (d, $J = 8.4$ Hz, 1H), 7.81-7.76 (m, 1H), 7.58-7.39 (m, 4H), 4.62-4.50 (m, 1H), 4.05-3.95 (m, 1H), 3.08 (s, 3H), 2.98-2.80 (m, 2H), 2.75-2.55 (m, 2H), 1.95-1.75 (m, 4H).

Example 349: (1R,4R)-2-Oxa-5-azabicyclo[2.2.1]heptan-5-yl(1-(5-(2-fluorophenyl)pyrimidin-2-yl)-3-(methylsulfonyl)-1H-indol-6-yl)methanone

White solid. Yield: 65 mg

HPLC-MS (method 5): $R_t = 3.15$ min; m/z $[M+H]^+ = 493.0$

-235-

$[\alpha]_{589}^{25} = -35.9^\circ$ (c. 0.51, chloroform)

Example 350: (1-(5-(2-Fluoro-5-methylphenyl)pyrimidin-2-yl)-3-(methylsulfonyl)-1H-indol-6-yl)(morpholino)methanone

Prepared from (1-(5-bromopyrimidin-2-yl)-3-(methylthio)-1H-indol-6-yl)(morpholino)methanone in two steps namely a Suzuki reaction with (AtaPhos)2PdCl2 as catalyst and an oxidation with m-chloroperoxybenzoic acid. Light yellow solid. Yield: 0.15 g

HPLC-MS (method 5): $R_t = 3.35$ min; m/z $[M+H]^+ = 495.2$ (MW calc. 494.54)

¹H NMR (400 MHz, DMSO-d6, δ ppm): 9.21 (s, 2H), 8.93 (s, 1H), 8.9 (s, 1H), 7.99 (d, 1H, $J = 8.1$ Hz), 7.59 (d, 1H, $J = 7.3$ Hz), 7.5 (d, 1H, $J = 8.3$ Hz), 7.34-7.29 (m, 2H), 3.63 (bs, 8H), 3.38 (s, 3H), 2.39 (s, 3H).

Examples 351 and 352: (1-(5-(4-Methylpyridin-2-yl)pyrimidin-2-yl)-3-(methylsulfinyl)-1H-indol-6-yl)(morpholino)methanone (faster and slower eluting enantiomer)

The single enantiomers were obtained from the racemic synthesis example 142 via preparative chiral HPLC and the enantiomeric excess of the isolated enantiomers was measured with the following analytical method: column: Chiralpak IC 4.6 x 250 mm, 5 μ m; injection volume: 2 μ L; mobile phase: dichloromethane/isopropyl alcohol/diethylamine = 90/10/0.1; flow rate: 1.0 mL/min.

Faster eluting enantiomer (example 351):

White solid. Yield: 0.45 g

HPLC-MS (method 5): $R_t = 2.60$ min; m/z $[M+H]^+ = 462.1$ (MW calc. 461.54)

¹H NMR (400 MHz, DMSO-d6, δ ppm): 9.57 (s, 2H), 8.95 (s, 1H), 8.79 (s, 1H), 8.6 (d, 1H, $J = 4.9$ Hz), 8.05-8.03 (m, 2H), 7.42 (d, 1H, $J = 8.7$ Hz), 7.31 (d, 1H, $J = 4.8$ Hz), 3.65 (bs, 8H), 3.08 (s, 3H), 2.44 (s, 3H).

Specific optical rotation: $[\alpha]_{589}^{25} = +63.6^\circ$ (c. 0.502, chloroform)

Enantiomeric excess determined by analytical chiral HPLC method: 100% ($R_t = 21.95$ min)

Slower eluting enantiomer (example 352):

White solid. Yield: 0.43 g

HPLC-MS (method 5): $R_t = 2.59$ min; m/z $[M+H]^+ = 462.3$ (MW calc. 461.54)

Specific optical rotation: $[\alpha]_{589}^{25} = -61.4^\circ$ (c. 0.51, chloroform)

Enantiomeric excess determined by analytical chiral HPLC method: 100% ($R_t = 39.47$ min)

Example 353: (1-(5-(4-Methylpyridin-2-yl)pyrimidin-2-yl)-3-(methylsulfonyl)-1H-indol-6-yl)(morpholino)methanone

(1-(5-Bromopyrimidin-2-yl)-3-(methylthio)-1H-indol-6-yl)(morpholino)methanone was oxidized with m-chloroperoxybenzoic acid to the corresponding sulfone which was then submitted to a Suzuki reaction in analogy to procedure 244a). White solid. Yield: 0.12 g

HPLC-MS (method 5): $R_t = 2.99$ min; m/z $[M+H]^+ = 478.3$ (MW calc. 477.54)

1H NMR (400 MHz, DMSO- d_6 , 100°C, δ ppm): 9.57 (s, 2H), 8.94 (s, 1H), 8.92 (s, 1H), 8.61 (d, 1H, $J = 4.8$ Hz), 8.03-8.01 (m, 2H), 7.49 (d, 1H, $J = 8.0$ Hz), 7.31 (d, 1H, $J = 4.8$ Hz), 3.68-3.66 (m, 4H), 3.59-3.58 (m, 4H), 3.35 (s, 3H), 2.46 (s, 3H)

Example 354: (3-Cyclopropyl-1-(5-(2-fluorophenyl)pyrimidin-2-yl)-1H-indol-6-yl)(morpholino)methanone

354a) (3-Iodo-1H-indol-6-yl)(morpholino)methanone

Potassium hydroxide (422 mg, 7.543 mmol, 3.47 eq), iodine (1.103 g, 4.347 mmol, 2.0 eq) and (1H-indol-6-yl)(morpholino)methanone (500 mg, 2.173 mmol, 1.0 eq) in DMF (10 mL) were stirred at room temperature for 5 h. The reaction mixture was diluted with water (20 mL) and extracted with ethyl acetate (2 x 15 mL). The combined organic phase was washed with brine (20 mL), dried over anhydrous sodium sulfate and evaporated in vacuo. White solid. Yield: 600 mg (77% of theory)

1H NMR (400 MHz, DMSO- d_6 , δ ppm): 11.73 (d, $J = 3.0$ Hz, 1H), 7.67 (d, $J = 2.5$ Hz, 1H), 7.46 (s, 1H), 7.32 (d, $J = 8.1$ Hz, 1H), 7.15 (dd, $J = 8.3, 1.4$ Hz, 1H), 3.71-3.41 (m, 8H).

354b) (1-(5-(2-Fluorophenyl)pyrimidin-2-yl)-3-iodo-1H-indol-6-yl)(morpholino)methanone

Potassium tert-butoxide (236 mg, 2.106 mmol, 1.5 eq), compound 354a) (500 mg, 1.404 mmol, 1.0 eq) and 2-chloro-5-(2-fluorophenyl)pyrimidine (292 mg, 1.404 mmol, 1.0 eq) in DMF (10 mL) were stirred at 120°C for 5 h. The reaction mixture was cooled to room temperature, diluted with water (15 mL), and extracted with ethyl acetate (2 x 20 mL). The combined organic layers were washed with brine (30 mL), dried over sodium sulfate and concentrated. The residue was purified by silica gel column chromatography [100-200 mesh silica; ethyl acetate/pet ether = 7:3]. Yield: 400 mg (53% of theory).

1H NMR (400 MHz, DMSO- d_6 , δ ppm): 9.14 (s, 2H), 8.86 (s, 1H), 8.58 (s, 1H), 7.81-7.72 (m, 1H), 7.59-7.51 (m, 1H), 7.49-7.45 (m, 1H), 7.44-7.37 (m, 3H), 3.74-3.52 (m, 8H).

354c) (3-Cyclopropyl-1-(5-(2-fluorophenyl)pyrimidin-2-yl)-1H-indol-6-yl)(morpholino)methanone

-237-

Lithium chloride (79.5 mg, 1.893 mmol, 3.0 eq) and tetrakis(triphenylphosphine)palladium(0) (109.3 g, 0.094 mmol, 0.1 eq) were added to a solution of 354b) (500 mg, 0.946 mmol, 1.0 eq) and tributyl(cyclopropyl)stannane (376 mg, 1.136 mmol, 1.2 eq) in DMF (10 mL) that was kept under an argon atmosphere at room temperature. The mixture was then stirred at 160°C under microwave irradiation for 1 h, cooled to room temperature and diluted with ethyl acetate (10 mL). The organic phase was separated, washed with water (10 mL), and dried (sodium sulfate). The solvents were distilled off under reduced pressure and the residue was purified by preparative HPLC. White solid. Yield: 70 mg (16% of theory)

Melting range: 177-181°C

HPLC-MS (method 6): $R_t = 12.29$ min; m/z $[M+H]^+ = 443.2$

1H NMR (400 MHz, DMSO- d_6 , δ ppm): 9.09 (s, 2H), 8.84 (s, 1H), 8.07 (s, 1H), 7.80-7.73 (m, 2H), 7.55-7.51 (m, 1H), 7.46-7.34 (m, 2H), 7.33-7.31 (m, 1H), 3.71-3.41 (m, 8H), 2.08-2.02 (m, 1H), 1.05-0.92 (m, 2H), 0.81-0.71 (m, 2H).

The examples in table 4 were synthesized according to the following general procedure:

1-Hydroxybenzotriazole monohydrate (60 μ mol) and N,N-diisopropylethylamine (400 μ mol) in dichloromethane (2 mL) were added to 1-(5-(2-fluorophenyl)pyrimidin-2-yl)-3-(methylsulfinyl)-1H-indole-6-carboxylic acid (100 μ mol) and N,N-diisopropylethylamine (180 μ mol) in dichloromethane (1 mL). EDCxHCl (150 μ mol) in dichloromethane (1 mL) was added and the mixture was agitated for 15 min in a shaking device. The appropriate amine (125 μ mol) in dichloromethane (1 mL) was then added and the reaction mixture was agitated for 16 h at room temperature. The reaction was quenched by addition of saturated sodium hydrogen carbonate solution (2.5 mL) and shaking was continued for further 30 min. The aqueous layer was separated and extracted with dichloromethane (2 x 3 mL). The organic layers were combined, the solvent was removed under reduced pressure, and the raw product was purified by preparative HPLC.

Table 4

Example no.	Name	Mass peak $[M+H]^+$
355	Azetidin-1-yl(1-(5-(2-fluorophenyl)pyrimidin-2-yl)-3-(methylsulfinyl)-1H-indol-6-yl)methanone	435,1

356	N-Ethyl-1-(5-(2-fluorophenyl)pyrimidin-2-yl)-N-methyl-3-(methylsulfinyl)-1H-indole-6-carboxamide	437,1
357	N,N-Diethyl-1-(5-(2-fluorophenyl)pyrimidin-2-yl)-3-(methylsulfinyl)-1H-indole-6-carboxamide	451,2
358	(1-(5-(2-Fluorophenyl)pyrimidin-2-yl)-3-(methylsulfinyl)-1H-indol-6-yl)(piperidin-1-yl)methanone	463,2
359	(1-(5-(2-Fluorophenyl)pyrimidin-2-yl)-3-(methylsulfinyl)-1H-indol-6-yl)(2-methylpyrrolidin-1-yl)methanone	463,2
360	N-(Cyclopropylmethyl)-1-(5-(2-fluorophenyl)pyrimidin-2-yl)-N-methyl-3-(methylsulfinyl)-1H-indole-6-carboxamide	463,2
361	(1-(5-(2-Fluorophenyl)pyrimidin-2-yl)-3-(methylsulfinyl)-1H-indol-6-yl)(2-methylpiperidin-1-yl)methanone	477,2
362	(1-(5-(2-Fluorophenyl)pyrimidin-2-yl)-3-(methylsulfinyl)-1H-indol-6-yl)(3-methylpiperidin-1-yl)methanone	477,2
363	(1-(5-(2-Fluorophenyl)pyrimidin-2-yl)-3-(methylsulfinyl)-1H-indol-6-yl)(4-methylpiperidin-1-yl)methanone	477,2
364	Azepan-1-yl(1-(5-(2-fluorophenyl)pyrimidin-2-yl)-3-(methylsulfinyl)-1H-indol-6-yl)methanone	477,2
365	(1-(5-(2-Fluorophenyl)pyrimidin-2-yl)-3-(methylsulfinyl)-1H-indol-6-yl)(4-methylpiperazin-1-yl)methanone	478,2
366	1-(5-(2-Fluorophenyl)pyrimidin-2-yl)-N,N-diisopropyl-3-(methylsulfinyl)-1H-indole-6-carboxamide	479,2
367	N-(2-(Dimethylamino)ethyl)-1-(5-(2-fluorophenyl)pyrimidin-2-yl)-N-methyl-3-(methylsulfinyl)-1H-indole-6-carboxamide	480,2
368	(1-(5-(2-Fluorophenyl)pyrimidin-2-yl)-3-(methylsulfinyl)-1H-indol-6-yl)(thiomorpholino)methanone	481,1

369	3-(1-(5-(2-Fluorophenyl)pyrimidin-2-yl)-N-methyl-3-(methylsulfinyl)-1H-indole-6-carboxamido)propanoic acid	481,1
370	(1-(5-(2-Fluorophenyl)pyrimidin-2-yl)-3-(methylsulfinyl)-1H-indol-6-yl)(2-oxa-6-azaspiro[3.4]octan-6-yl)methanone	491,2
371	(2-Ethylpiperidin-1-yl)(1-(5-(2-fluorophenyl)pyrimidin-2-yl)-3-(methylsulfinyl)-1H-indol-6-yl)methanone	491,2
372	(3,5-Dimethylpiperidin-1-yl)(1-(5-(2-fluorophenyl)pyrimidin-2-yl)-3-(methylsulfinyl)-1H-indol-6-yl)methanone (diastereomer 1)	491,2
373	(3,5-Dimethylpiperidin-1-yl)(1-(5-(2-fluorophenyl)pyrimidin-2-yl)-3-(methylsulfinyl)-1H-indol-6-yl)methanone (diastereomer 2)	491,2
374	((R)-3-(Dimethylamino)pyrrolidin-1-yl)(1-(5-(2-fluorophenyl)-pyrimidin-2-yl)-3-(methylsulfinyl)-1H-indol-6-yl)methanone	492,2
375	(4-Ethylpiperazin-1-yl)(1-(5-(2-fluorophenyl)pyrimidin-2-yl)-3-(methylsulfinyl)-1H-indol-6-yl)methanone	492,2
376	(1-(5-(2-Fluorophenyl)pyrimidin-2-yl)-3-(methylsulfinyl)-1H-indol-6-yl)(4-methyl-1,4-diazepan-1-yl)methanone	492,2
377	(2,6-Dimethylmorpholino)(1-(5-(2-fluorophenyl)pyrimidin-2-yl)-3-(methylsulfinyl)-1H-indol-6-yl)methanone (diastereomer 1)	493,2
378	(2,6-Dimethylmorpholino)(1-(5-(2-fluorophenyl)pyrimidin-2-yl)-3-(methylsulfinyl)-1H-indol-6-yl)methanone (diastereomer 2)	493,2
379	(1-(5-(2-Fluorophenyl)pyrimidin-2-yl)-3-(methylsulfinyl)-1H-indol-6-yl)(2-(hydroxymethyl)piperidin-1-yl)methanone	493,2
380	(1-(5-(2-Fluorophenyl)pyrimidin-2-yl)-3-(methylsulfinyl)-1H-indol-6-yl)(4-(hydroxymethyl)piperidin-1-yl)methanone	493,2
381	(1-(5-(2-Fluorophenyl)pyrimidin-2-yl)-3-(methylsulfinyl)-1H-indol-6-yl)(4-methoxypiperidin-1-yl)methanone	493,2

382	1-(5-(2-Fluorophenyl)pyrimidin-2-yl)-N-methyl-3-(methylsulfinyl)-N-(tetrahydro-2H-pyran-4-yl)-1H-indole-6-carboxamide	493,2
383	(2,2-Dimethylmorpholino)(1-(5-(2-fluorophenyl)pyrimidin-2-yl)-3-(methylsulfinyl)-1H-indol-6-yl)methanone	493,2
384	(1-(5-(2-Fluorophenyl)pyrimidin-2-yl)-3-(methylsulfinyl)-1H-indol-6-yl)(2-oxa-7-azaspiro[3.5]nonan-7-yl)methanone	505,2
385	1-(4-(1-(5-(2-Fluorophenyl)pyrimidin-2-yl)-3-(methylsulfinyl)-1H-indole-6-carbonyl)piperazin-1-yl)ethanone	506,2
386	(1-(5-(2-Fluorophenyl)pyrimidin-2-yl)-3-(methylsulfinyl)-1H-indol-6-yl)(4-isopropylpiperazin-1-yl)methanone	506,2
387	(4-(Dimethylamino)piperidin-1-yl)(1-(5-(2-fluorophenyl)pyrimidin-2-yl)-3-(methylsulfinyl)-1H-indol-6-yl)methanone	506,2
388	Methyl 1-(1-(5-(2-fluorophenyl)pyrimidin-2-yl)-3-(methylsulfinyl)-1H-indole-6-carbonyl)pyrrolidine-3-carboxylate	507,1
389	(1-(5-(2-Fluorophenyl)pyrimidin-2-yl)-3-(methylsulfinyl)-1H-indol-6-yl)(4-(2-hydroxyethyl)piperazin-1-yl)methanone	508,2
390	(1,1-Dioxidothiomorpholino)(1-(5-(2-fluorophenyl)pyrimidin-2-yl)-3-(methylsulfinyl)-1H-indol-6-yl)methanone	513,1
391	3-(4-(1-(5-(2-Fluorophenyl)pyrimidin-2-yl)-3-(methylsulfinyl)-1H-indole-6-carbonyl)piperazin-1-yl)propanenitrile	517,2
392	(1-(5-(2-Fluorophenyl)pyrimidin-2-yl)-3-(methylsulfinyl)-1H-indol-6-yl)(4-(2-methoxyethyl)piperazin-1-yl)methanone	522,2
393	Ethyl 1-(1-(5-(2-fluorophenyl)pyrimidin-2-yl)-3-(methylsulfinyl)-1H-indole-6-carbonyl)piperidine-4-carboxylate	535,2
394	Ethyl 4-(1-(5-(2-fluorophenyl)pyrimidin-2-yl)-3-(methylsulfinyl)-1H-indole-6-carbonyl)piperazine-1-carboxylat	536,2

395	2-(4-(1-(5-(2-Fluorophenyl)pyrimidin-2-yl)-3-(methylsulfinyl)-1H-indole-6-carbonyl)piperazin-1-yl)-N,N-dimethylacetamide	549,2
-----	--	-------

Biological testing

cAMP HTRF[®] assay to determine the activity of hPDE4B1

The inhibiting effect of the compounds on the enzyme activity of human PDE4B1 was measured by the quantification of 5'-adenosine monophosphate (5'-AMP), which is formed from 3',5'-cyclic adenosine monophosphate (cAMP). Human recombinant enzyme, expressed in Sf9 cells, and the HTRF (homogeneous time-resolved fluorescence) detection method were used in the assay.

The test compound or water (control) was mixed with the human recombinant PDE4B1 enzyme (4.8 U) in a buffer consisting of 44.4 mM tris-HCl, 5.28 mM MgCl₂, 2.64 mM DTT and 0.044% Tween 20 (pH 7.8). After adding the cAMP enzyme substrate (final concentration 40 nM), the mixture was incubated for 30 minutes at room temperature. Then a fluorescence acceptor (Dye2 marked with cAMP), a fluorescence donor (anti-cAMP antibody marked with a europium cryptate) and the non-specific phosphodiesterase inhibitor IBMX (3-isobutyl-1-methylxanthine; final concentration 1 mM) were added. After 60 minutes the fluorescence transfer, which correlates with the amount of remaining cAMP, was measured with a microplate reader (Rubystar, BMG) at $\lambda_{ex} = 337$ nm, $\lambda_{em} = 620$ nm and $\lambda_{em} = 665$ nm. The enzyme activity was calculated from the quotient formed from the measured signal at 665 nm and that at 620 nm. The result was expressed as the percentage inhibition of enzyme activity of the control (without PDE4 inhibitor). The enzyme was omitted for measurement of the basal control. IC₅₀ values (IC₅₀ = concentration causing a half-maximal inhibition of control specific activity) were derived from dose response measurements with eight different concentrations (n = 2; N = 1-3).

Literature: N. Saldou et al., Comparison of recombinant human PDE4 isoforms: interaction with substrate and inhibitors, Cell. Signal. Vol. 10, No. 6, 427-440, 1998

The compounds according to the invention were tested with above mentioned assay and the results are given below

TR-FRET assay using the LANCE[®] Ultra cAMP kit to determine the activity of hPDE4B1

The effects of the compounds on the activity of the human PDE4B1 was quantified by measuring the production of 5'AMP from cAMP using a human recombinant enzyme expressed in Sf9 cells and the

LANCE® Ultra cAMP kit, a TR-FRET detection method from PerkinElmer. The human PDE4B1 enzyme was purchased from SignalChem Lifesciences (Catalog# P92-31BG, Lot# H296-2).

The test compound, reference compound or water (control) was mixed with the enzyme (0.96 U) in a reaction buffer containing 50 mM Tris-HCl, 50 mM MgCl₂ and 5 mM DTT (pH 8.5). Thereafter, the reaction was initiated by addition of 500 nM cAMP (substrate) and the mixture was incubated for 30 minutes at room temperature. For control basal measurements, the enzyme was omitted from the reaction mixture. After 30 minutes, the reaction was stopped and diluted by a factor of 100 with the reaction buffer supplemented with 500 μ M IBMX. The fluorescence donor (europium chelate-labeled cAMP) and the fluorescence acceptor (anti-cAMP antibody labeled with the ULIGHT™ dye) were then added together with 500 μ M IBMX to a 10 μ l aliquot. After 60 minutes, the fluorescence transfer corresponding to the amount of residual cAMP was measured at λ_{ex} = 337 nm, λ_{em} = 620 nm and λ_{em} = 665 nm using a microplate reader (PHERAstar, BMG). The enzyme activity was determined by dividing the signal measured at 665 nm by that measured at 620 nm (ratio) multiplied by 10000. The results were expressed as percent inhibition of the control enzyme activity. IC₅₀ values (IC₅₀ = concentration causing a half-maximal inhibition of control specific activity) were derived from dose response measurements with ten different concentrations (n = 3; N = 1-3).

Table 5 shows the inhibition of PDE4B at a test substrate concentration of 1 μ M in [%] as determined by the cAMP HTRF® assay:

Table 5:

Cpd. No.	Inhibition in %
1	104
2	98
3	98
4	82
5	72
6	88
7	88
8	50
9	78
10	74
11	109
12	33
13	51

Cpd. No.	Inhibition in %
14	38
15	44
17	41
18	91
19	94
20	74
21	32
24	41
26	41
27	79
28	98
29	57
30	106

Cpd. No.	Inhibition in %
31	75
32	80
33	88
34	90
35	67
36	90
37	103
38	102
39	105
40	93
41	100
42	86
43	83
44	82
45	115
46	102
47	61
48	63
49	72
50	91
51	86
52	91
54	46
55	40
56	86
58	90
60	79
61	77
63	37
64	67
65	40
66	97
67	47
68	108
69	95

Cpd. No.	Inhibition in %
70	84
71	63
72	33
73	78
74	63
75	47
76	58
77	67
78	70
79	103
80	96
81	63
82	71
83	67
84	106
85	115
86	99
141	115
142	110
143	65
144	47
145	83
146	118
147	67
148	46
149	87
150	49
151	91
152	90
153	76
154	98
155	97
156	58
157	81
158	104

Cpd. No.	Inhibition in %
159	98
160	107
161	109
162	95
163	104
164	92
165	105
166	93
167	87
168	43
170	54
171	38
172	46
173	70
174	105
175	114
177	39
178	88
179	90
180	99
181	96
182	95
183	60
184	86
185	97
186	74
187	56
188	104
189	109
190	90
191	85
192	112
193	91
194	92
198	114

Cpd. No.	Inhibition in %
199	99
200	87
201	81
202	94
209	101
210	96
211	85
212	33
213	106
214	92
215	110
216	94
217	109
218	98
223	89
224	102
225	92
226	99
227	108
228	104
229	106
230	110
231	121
232	57
233	103
234	91
236	85
237	36
238	32
239	78
240	101
242	66
243	64
244	102
250	30

-245-

Cpd. No.	Inhibition in %
251	45
252	97
253	120
254	95
255	95
355	77
356	96
357	107
358	98
359	90
360	75
361	40
362	78
363	41
364	73
365	54
366	30
367	40
368	103
369	87
370	23
371	32
372	40

Cpd. No.	Inhibition in %
373	36
374	47
375	66
376	31
377	70
378	31
379	50
380	9
381	12
382	0
383	68
384	3
385	0
386	6
387	8
388	45
389	52
390	6
391	31
392	0
393	10
394	0
395	0

Table 6 shows the inhibition of PDE4B at a test substrate concentration of 1 μ M (10 μ M) in [%] as determined by the TR-FRET assay using the LANCE® Ultra cAMP kit:

Table 6:

Cpd. No.	Inhibition in %
195	95
196	96
197	96
203	67
204	82
205	93

Cpd. No.	Inhibition in %
206	85
208	82
219	87
220	93
221	94
222	73

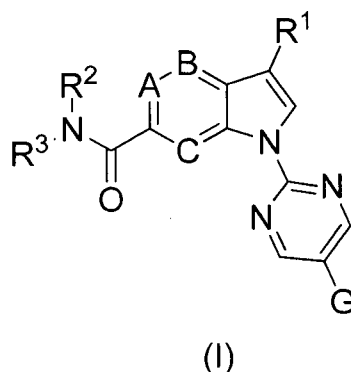
Cpd. No.	Inhibition in %
245	86
246	96
247	90
248	97
249	93
256	96
257	93
258	92
259	95
260	95
261	55
262	70
263	97
264	94
265	98
266	98
267	94
268	95
269	97
270	102
271	97
272	93
273	91
274	104
275	113
276	106
277	93
278	92
279	97
280	93
281	97
282	90
283	92
284	104
285	91

Cpd. No.	Inhibition in %
286	101 (10 μ M)
287	93
288	92
289	93
290	97 (10 μ M)
291	90
292	91 (10 μ M)
293	94
294	98 (10 μ M)
295	98 (10 μ M)
296	97
297	93
298	119
299	94
300	93
301	99 (10 μ M)
302	103 (10 μ M)
303	99 (10 μ M)
304	115 (10 μ M)
305	85 (10 μ M)
306	80
307	82
308	101 (10 μ M)
309	97 (10 μ M)
310	91 (10 μ M)
311	98 (10 μ M)
312	93 (10 μ M)
313	92
314	98 (10 μ M)
315	97 (10 μ M)
316	98 (10 μ M)
317	87 (10 μ M)
318	96 (10 μ M)
319	99 (10 μ M)
320	109 (10 μ M)

Cpd. No.	Inhibition in %
321	143 (10 μ M)
322	100 (10 μ M)
323	103 (10 μ M)
324	76
325	91 (10 μ M)
326	98
327	90 (10 μ M)
328	89 (10 μ M)
331	109 (10 μ M)
332	82 (10 μ M)
333	87 (10 μ M)
334	99 (10 μ M)
335	100 (10 μ M)
336	64 (10 μ M)
337	102 (10 μ M)
338	99 (10 μ M)
339	105 (10 μ M)
340	100 (10 μ M)
341	108 (10 μ M)
342	113 (10 μ M)
343	100 (10 μ M)
344	96 (10 μ M)
345	95 (10 μ M)
346	87
347	97 (10 μ M)
348	99
349	92 (10 μ M)
350	93
351	93
352	95
353	54
354	71
1d	89
142a	90

Claims:

1. 2,5-substituted pyrimidines having the following general formula (I)



A, B, C each independently of each other stands for N or CH;

- 5 R^1 stands for (C₁-C₆)-alkyl, (C₁-C₆)-hydroxyalkyl, (C₃-C₆)-cycloalkyl, SO_x-(C₁-C₆)-alkyl;
 x is 0, 1 or 2;
- G is an optionally with at least one substituent Y substituted phenyl or 5- or 6-membered
 heteroaryl which contains at least one oxygen, sulfur or nitrogen atom, whereas the
 nitrogen atoms present in the heteroaryl can be substituted with R⁴;
- 10 R^4 is hydrogen, (C₁-C₆)-alkyl, (C₁-C₆)-haloalkyl, CO-(C₁-C₆)-alkyl, SO(C₁-C₆)-alkyl,
 SO₂(C₁-C₆)-alkyl;
- Y OH, CN, SH, (C₁-C₆)-alkyl, (C₂-C₆)-alkenyl, (C₂-C₆)-alkinyl, (C₃-C₆)-cycloalkyl, (C₁-C₆)-
 alkoxy, (C₁-C₆)-thioalkyl, (C₁-C₆)-haloalkyl, (C₁-C₆)-thiohaloalkyl, (C₁-C₆)-haloalkoxy,
 CO₂H, CO₂(C₁-C₆)-alkyl, CHO, CO(C₁-C₆)-alkyl, OCO(C₁-C₆)-alkyl, CONH₂, CONH-
 15 (C₁-C₆)-alkyl, CON((C₁-C₆)-alkyl)₂, OCO-NH(C₁-C₆)-alkyl, OCO-N((C₁-C₆)-alkyl)₂,
 NH₂, NH(C₁-C₆)-alkyl, N((C₁-C₆)-alkyl)₂, N-pyrrolidinyl, N-piperidinyl, N-morpholinyl,
 NH-CO-(C₁-C₆)-alkyl, NH-CO₂(C₁-C₆)-alkyl, N(C₁-C₆)-alkyl-CO₂(C₁-C₆)-alkyl, NH-CO-
 NH₂, NH-CO-NH(C₁-C₆)-alkyl, NH-CO-N(C₁-C₆)-alkyl)₂, N(C₁-C₆)-alkyl-CO-NH₂,
 N(C₁-C₆)-alkyl-CO-NH(C₁-C₆)-alkyl, N(C₁-C₆)-alkyl-CO-N((C₁-C₆)-alkyl)₂, NH-SO₂-(C₁-
 20 C₆)-alkyl, N(C₁-C₆)-alkyl-SO₂-(C₁-C₆)-alkyl, S-(C₁-C₆)-alkyl, SO(C₁-C₆)-alkyl, SO₂-(C₁-
 C₆)-alkyl, SO₂H, SO₂OH, SO₂NH₂, SO₂NH(C₁-C₆)-alkyl, SO₂N((C₁-C₆)-alkyl)₂, C(=N)-
 NH, NHC(=N)-NH₂, -N=C=O, -S-CN, wherein the aforementioned alkyl chains may be
 substituted with at least one of the following substituents OH, CN, (C₃-C₆)-cycloalkyl,
 (C₁-C₆)-alkoxy, CO₂H, CO₂(C₁-C₆)-alkyl or -NH₂;
- 25 R^2 and R^3 independently of one another stand for hydrogen or optionally substituted (C₁-
 C₆)-alkyl, (C₁-C₆)-haloalkyl, (C₁-C₆)-hydroxyalkyl, (C₁-C₆)-alkoxy(C₁-C₆)-alkylen, (C₁-

- 249 -

(C₆)-alkylen-CO₂H, (C₁-C₆)-alkylen-CO₂(C₁-C₆)-alkyl, (C₁-C₆)-alkylen-CONH₂, (C₁-C₆)-alkylen-CONH(C₁-C₆)-alkyl, (C₁-C₆)-alkylen-CON((C₁-C₆)-alkyl)₂, (C₁-C₆)-alkylen-(C₃-C₆)-cycloalkyl, (C₁-C₆)-hydroxyalkyl-(C₃-C₆)-cycloalkylen, a group L¹V, a group L²W, or

R² and R³ together with the nitrogen atom to which they are attached form an optionally
 5 with at least one substituent X^Q substituted 3- to 12-membered mono- or bicyclic heteroaliphatic residue Q which may additionally contain at least one oxygen, sulfur or further nitrogen atom, whereas these one or more additional nitrogen atoms are substituted with R⁵;

X^Q independently of each other stand for =O (carbonyl), halogen, OH, CN, SH, (C₁-C₆)-alkyl, (C₁-C₆)-hydroxyalkyl, (C₁-C₆)-cyanoalkyl, (C₂-C₆)-alkenyl, (C₂-C₆)-alkynyl, (C₃-C₆)-cycloalkyl, (C₁-C₆)-alkoxy, (C₁-C₆)-alkoxy(C₁-C₆)-alkylen, (C₁-C₆)-thioalkyl, (C₁-C₆)-haloalkyl, (C₁-C₆)-thiohaloalkyl, (C₁-C₆)-haloalkoxy, -NH₂, NH(C₁-C₆)-alkyl, N((C₁-C₆)-alkyl)₂, (C₁-C₆)-alkylen-NH(C₁-C₆)-alkyl, (C₁-C₆)-alkylen-N((C₁-C₆)-alkyl)₂ NH-CHO, NH-CO(C₁-C₆)-alkyl, N(C₁-C₆)-alkyl-CO(C₁-C₆)-alkyl, NH-CO-O(C₁-C₆)-alkyl,
 15 N(C₁-C₆)-alkyl-CO-O(C₁-C₆)-alkyl, NH-CO-NH₂, NH-CO-NH(C₁-C₆)-alkyl, NH-CO-N((C₁-C₆)-alkyl)₂, N(C₁-C₆)-alkyl-CO-NH₂, N(C₁-C₆)-alkyl-CO-NH(C₁-C₆)-alkyl, N(C₁-C₆)-alkyl-CO-N((C₁-C₆)-alkyl)₂, NH-SO₂-(C₁-C₆)-alkyl, N(C₁-C₆)-alkyl-SO₂-(C₁-C₆)-alkyl, CO₂H, CO₂(C₁-C₆)-alkyl, CHO, CO(C₁-C₆)-alkyl, O-CO(C₁-C₆)-alkyl, CO-NH₂, CO-NH(C₁-C₆)-alkyl, CO-N((C₁-C₆)-alkyl)₂, O-CO-NH(C₁-C₆)-alkyl, O-CO-N((C₁-C₆)-alkyl)₂, S-(C₁-C₆)-alkyl, SO(C₁-C₆)-alkyl, SO₂-(C₁-C₆)-alkyl, SOOH, SO₂OH, SO₂NH₂, SO₂NH(C₁-C₆)-alkyl, SO₂N((C₁-C₆)-alkyl)₂, C(=N)-NH, NHC(=N)-NH₂, -N=C=O, -S-CN, wherein the aforementioned alkyl chains may be substituted with at least one of the following substituents OH, CN, (C₃-C₆)-cycloalkyl, (C₁-C₆)-alkoxy, CO₂H, CO₂(C₁-C₆)-alkyl or -NH₂;

R⁵ is hydrogen, (C₁-C₆)-alkyl, (C₁-C₆)-haloalkyl, CO-(C₁-C₆)-alkyl, SO-(C₁-C₆)-alkyl, SO₂-(C₁-C₆)-alkyl;

L¹ is a bond or a branched or straight-chain optionally substituted (C₁-C₆)-alkylene group connected to the amide nitrogen;

V is an optionally with at least one substituent X^V substituted 3- to 12-membered mono- or
 30 bicyclic aliphatic or heteroaliphatic residue, whereas if one or more nitrogen atoms are present in the mono- or bicyclic heteroaliphatic residue, then at least one of these nitrogen atoms is substituted with R⁶;

X^V independently of each other stand for =O (carbonyl), halogen, OH, CN, SH, (C₁-C₆)-alkyl, (C₁-C₆)-hydroxyalkyl, (C₁-C₆)-cyanoalkyl, (C₂-C₆)-alkenyl, (C₂-C₆)-alkynyl, (C₃-

- 250 -

(C₆)-cycloalkyl, (C₁-C₆)-alkoxy, (C₁-C₆)-alkoxy(C₁-C₆)-alkylen, (C₁-C₆)-thioalkyl, (C₁-C₆)-haloalkyl, (C₁-C₆)-thiohaloalkyl, (C₁-C₆)-haloalkoxy, -NH₂, NH(C₁-C₆)-alkyl, N((C₁-C₆)-alkyl)₂, (C₁-C₆)-alkylen-NH(C₁-C₆)-alkyl, (C₁-C₆)-alkylen-N((C₁-C₆)-alkyl)₂, NH-CHO, NH-CO(C₁-C₆)-alkyl, N(C₁-C₆)-alkyl-CO(C₁-C₆)-alkyl, NH-CO-O(C₁-C₆)-alkyl, N(C₁-C₆)-alkyl-CO-O(C₁-C₆)-alkyl, NH-CO-NH₂, NH-CO-NH(C₁-C₆)-alkyl, NH-CO-N((C₁-C₆)-alkyl)₂, N(C₁-C₆)-alkyl-CO-NH₂, N(C₁-C₆)-alkyl-CO-NH(C₁-C₆)-alkyl, N(C₁-C₆)-alkyl-CO-N((C₁-C₆)-alkyl)₂, NH-SO₂-(C₁-C₆)-alkyl, N(C₁-C₆)-alkyl-SO₂-(C₁-C₆)-alkyl, CO₂H, CO₂(C₁-C₆)-alkyl, CHO, CO(C₁-C₆)-alkyl, O-CO(C₁-C₆)-alkyl, CO-NH₂, CO-NH(C₁-C₆)-alkyl, CO-N((C₁-C₆)-alkyl)₂, O-CO-NH(C₁-C₆)-alkyl, O-CO-N((C₁-C₆)-alkyl)₂, S-(C₁-C₆)-alkyl, SO(C₁-C₆)-alkyl, SO₂-(C₁-C₆)-alkyl, SOOH, SO₂OH, SO₂NH₂, SO₂NH(C₁-C₆)-alkyl, SO₂N((C₁-C₆)-alkyl)₂, C(=N)-NH, NHC(=N)-NH₂, -N=C=O, -S-CN, wherein the aforementioned alkyl chains may be substituted with at least one of the following substituents OH, CN, (C₃-C₆)-cycloalkyl, (C₁-C₆)-alkoxy, CO₂H, CO₂(C₁-C₆)-alkyl or -NH₂;

R⁶ is hydrogen, (C₁-C₆)-alkyl, (C₁-C₆)-haloalkyl, CO-(C₁-C₆)-alkyl, SO(C₁-C₆)-alkyl, SO₂(C₁-C₆)-alkyl;

L² is a bond or a branched or straight-chain optionally substituted (C₁-C₆)-alkylene group connected to the amide nitrogen;

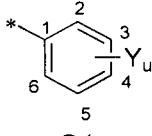
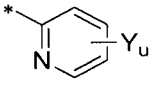
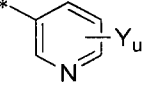
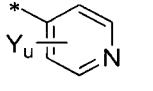
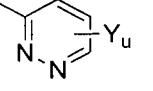
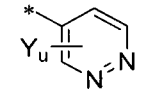
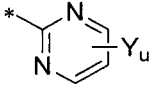
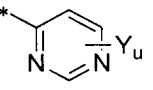
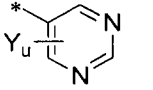
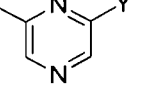
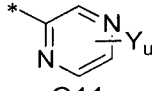
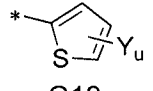
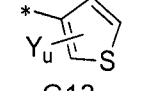
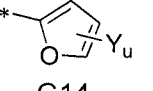
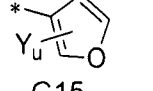
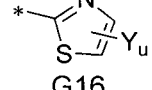
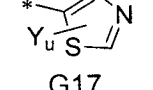
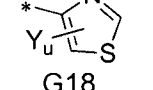
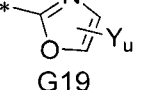
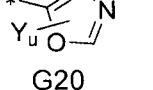
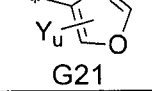
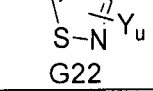
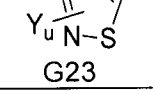
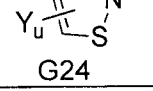
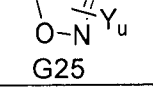
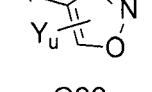
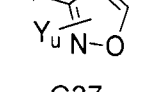
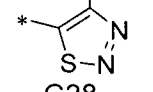
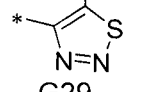
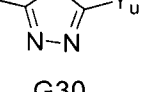
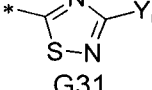
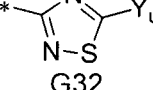
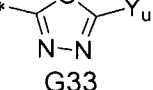
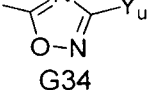
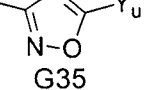
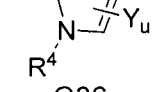
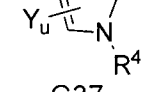
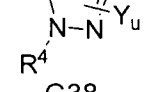
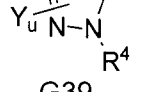
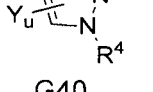
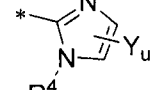
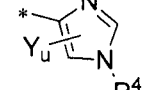
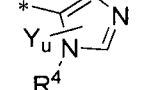
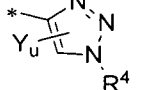
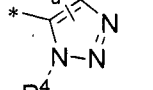
W is an optionally with at least one substituent Z substituted phenyl or 5- or 6-membered heteroaryl which contains at least one oxygen, sulfur or nitrogen atom; and

Z independently of each other stand for halogen, OH, CN, SH, (C₁-C₆)-alkyl, (C₂-C₆)-alkenyl, (C₂-C₆)-alkinyl, (C₃-C₆)-cycloalkyl, (C₁-C₆)-alkoxy, (C₁-C₆)-thioalkyl, (C₁-C₆)-haloalkyl, (C₁-C₆)-thiohaloalkyl, (C₁-C₆)-haloalkoxy, -NH₂, NH(C₁-C₆)-alkyl, N((C₁-C₆)-alkyl)₂, N-pyrrolidinyl, N-piperidinyl, N-morpholinyl, NH-CHO, NH-CO(C₁-C₆)-alkyl, N(C₁-C₆)-alkyl-CO(C₁-C₆)-alkyl, NH-CO₂(C₁-C₆)-alkyl, N(C₁-C₆)-alkyl-CO₂(C₁-C₆)-alkyl, NH-CO-NH₂, NH-CO-NH(C₁-C₆)-alkyl, NH-CO-N((C₁-C₆)-alkyl)₂, N(C₁-C₆)-alkyl-CO-NH₂, N(C₁-C₆)-alkyl-CO-NH(C₁-C₆)-alkyl, N(C₁-C₆)-alkyl-CO-N((C₁-C₆)-alkyl)₂, NH-SO₂-(C₁-C₆)-alkyl, N(C₁-C₆)-alkyl-SO₂-(C₁-C₆)-alkyl, CO₂H, CO₂(C₁-C₆)-alkyl, CHO, CO(C₁-C₆)-alkyl, O-CO(C₁-C₆)-alkyl, CO-NH₂, CO-NH(C₁-C₆)-alkyl, CO-N((C₁-C₆)-alkyl)₂, O-CO-NH(C₁-C₆)-alkyl, O-CO-N((C₁-C₆)-alkyl)₂, S-(C₁-C₆)-alkyl, SO(C₁-C₆)-alkyl, SO₂-(C₁-C₆)-alkyl, SO₂H, SO₂OH, SO₂NH₂, SO₂NH(C₁-C₆)-alkyl, SO₂N((C₁-C₆)-alkyl)₂, C(=N)-NH, NHC(=N)-NH₂, -N=C=O, -S-CN, wherein the aforementioned alkyl chains may be substituted with at least one of the following substituents OH, CN, (C₃-C₆)-cycloalkyl, (C₁-C₆)-alkoxy, CO₂H, CO₂(C₁-C₆)-alkyl or -NH₂.

- 251 -

2. The 2,5-substituted pyrimidines according to claim 1, wherein

G stands for optionally with at least one substituent Y substituted phenyl, pyridyl, pyrimidyl, furyl, thiophenyl, oxazolyl, thiazolyl or for one of the following groups G1 to G45

5 wherein the site marked with an asterisk (*) indicates the binding site to the position 4 of the pyrimidine ring; and

u is 0, 1, 2, 3 or 4.

3. The 2,5-substituted pyrimidines according to claim 1 or claim 2, wherein



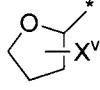
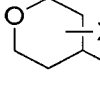

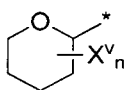
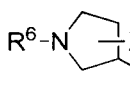
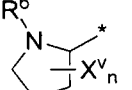
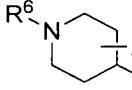
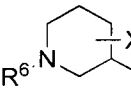
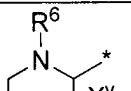
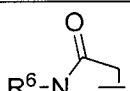
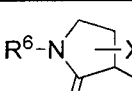
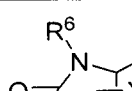
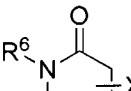
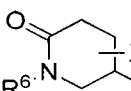
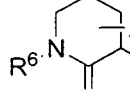
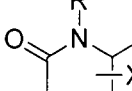
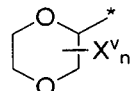
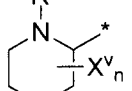
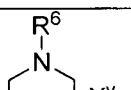
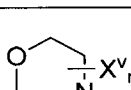
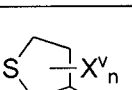
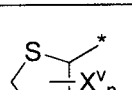
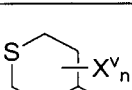
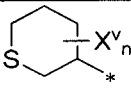
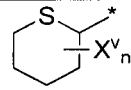
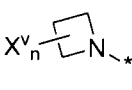
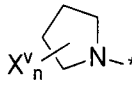
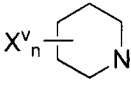


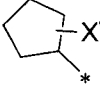
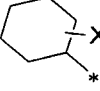

- 252 -

R^2 and R^3 independently of one another stand for hydrogen, (C₁-C₄)-alkyl, (C₁-C₄)-hydroxyalkyl, (C₁-C₄)-alkoxy(C₁-C₄)-alkylen, (C₁-C₄)-alkylen-CO₂H, (C₁-C₄)-alkylen-CO₂(C₁-C₄)-alkyl, (C₁-C₄)-alkylen-CONH₂, (C₁-C₄)-alkylen-CONH(C₁-C₂)-alkyl, (C₁-C₄)-alkylen-CON((C₁-C₂)-alkyl)₂, (C₁-C₄)-alkylen-(C₃-C₆)-cycloalkyl, (C₁-C₄)-hydroxyalkyl-(C₃-C₆)-cycloalkylen, a group L¹V, a group L²W, wherein

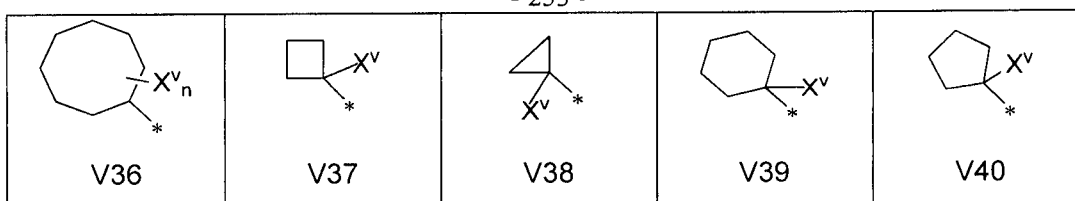
5

L¹ is a bond, or a branched or a straight-chain optionally substituted (C₁-C₄)-alkylene group;

V is one of the following groups V1 to V40

				
V1	V2	V3	V4	V5
				
V6	V7	V8	V9	V10
				
V11	V12	V13	V14	V15
				
V16	V17	V18	V19	V20
				
V21	V22	V23	V24	V25
				
V26	V27	V28	V29	V30
				
V31	V32	V33	V34	V35

- 253 -



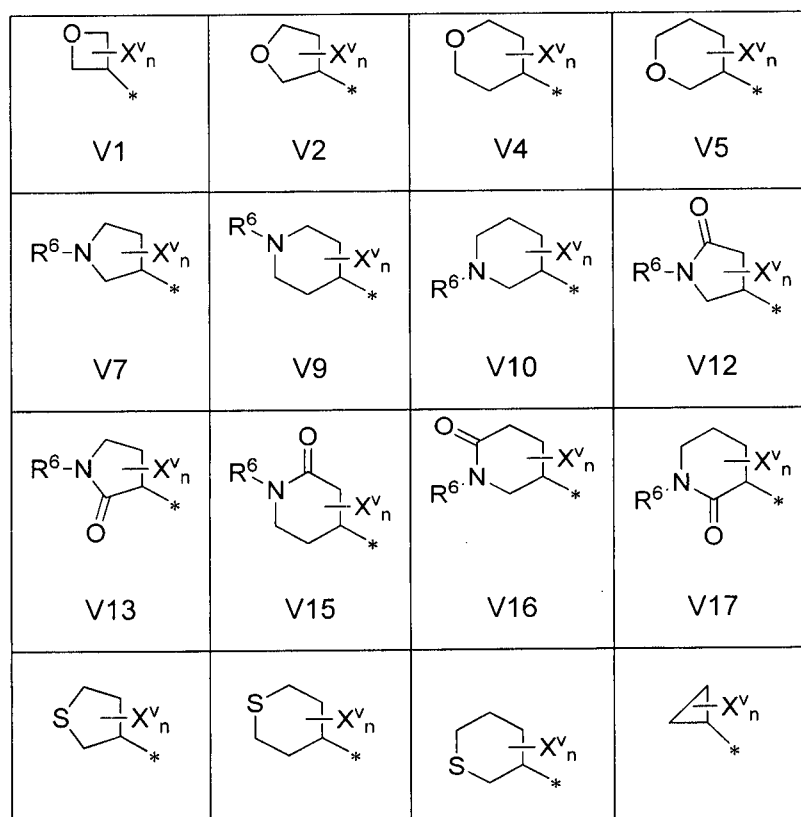
L^2 is a bond, or a branched or straight-chain optionally substituted (C_1 - C_4)-alkylene;

W stands for optionally with at least one substituent Z substituted phenyl, pyridyl, pyrimidyl, furyl.


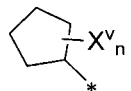
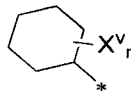
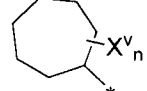
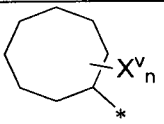
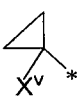
- 5 4. The 2,5-substituted pyrimidines according to claim 1 or claim 2, wherein
 R^2 and R^3 independently of one another stand for hydrogen, (C_1 - C_4)-alkyl, (C_1 - C_4)-hydroxyalkyl, (C_1 - C_4)-alkoxy(C_1 - C_4)-alkyl, (C_1 - C_4)-alkyl-CO₂H, (C_1 - C_4)-alkyl-CO₂(C_1 - C_4)-alkyl, (C_1 - C_4)-alkyl-CONH₂, (C_1 - C_4)-alkyl-CONH(C_1 - C_2)-alkyl, (C_1 - C_4)-alkyl-CON((C_1 - C_2)-alkyl)₂, (C_1 - C_4)-alkyl-(C_3 - C_6)-cycloalkyl, (C_1 - C_4)-hydroxyalkyl-(C_3 - C_6)-cycloalkyl, a group L^1V , wherein

L^1 is bond or methylene or ethylene;

V is one of the following groups V1, V2, V4, V5, V7, V9, V10, V12, V13, V15 to V17, V23, V25, V26, V31 to V36, V38,

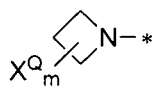
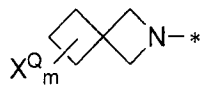

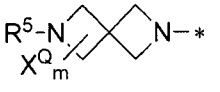
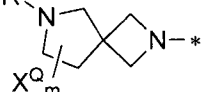
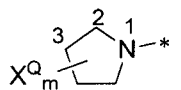

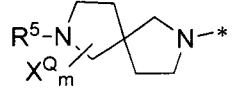
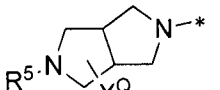
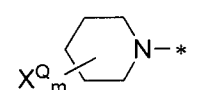
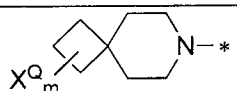
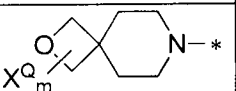
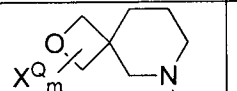

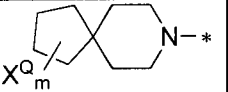

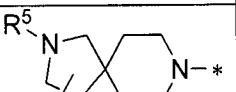
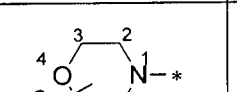
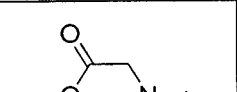
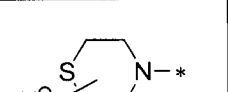
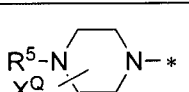
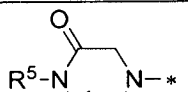
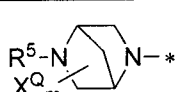
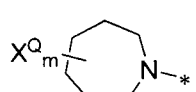
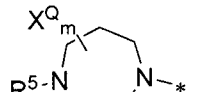


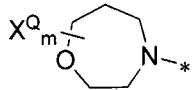
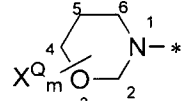
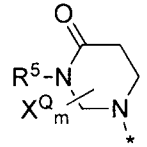
- 254 -

V23	V25	V26	V31
			
V32	V33	V34	V35
			
V36	V38		

5. The 2,5-substituted pyrimidines according to claim 1 or claim 2, wherein

R^2 and R^3 together with the nitrogen atom to which they are attached form an optionally
 5 with at least one substituent X^Q substituted 3- to 12-membered mono- or bicyclic
 heteroaliphatic residue Q selected from the groups Q1 to Q27

				
Q1	Q2	Q3	Q4	Q5
				
Q6	Q7	Q8	Q9	Q10
				
Q11	Q12	Q12a	Q13	Q14
				
Q15	Q16	Q17	Q18	Q19
				
Q20	Q21	Q22	Q23	Q24

Q20	Q21	- 255 - Q22	Q23	Q24
 Q25	 Q26	 Q27		

6. The 2,5-substituted pyrimidines according to any one of claims 1 to 5 wherein
 R^1 stands for methyl, ethyl, propyl, i-propyl, n-butyl, hydroxymethyl, hydroxyethyl, hydroxypropyl, cyclopropyl, $SOCH_3$ or SO_2CH_3 .
- 5 7. The 2,5-substituted pyrimidines according to any one of claims 1 to 5 wherein
 R^1 stands for methyl.
8. The 2,5-substituted pyrimidines according to any one of claims 1 to 5 wherein
 R^1 stands for $SOCH_3$ or SO_2CH_3 .
9. The 2,5-substituted pyrimidines according to any one of claims 1 to 5 wherein
 R^1 stands for 1-hydroxyethyl, 2-hydroxypropan-2-yl.
- 10 10. The 2,5-substituted pyrimidines according to any one of claims 1 to 9 wherein A, B, and C each stand for CH.
11. The 2,5-substituted pyrimidines according to any one of claims 2 to 10 wherein
G stands for optionally with at least one substituent Y substituted group G1, G2, G3, G4, G5, G12, G13, G16, or G17; G most preferably stands for G1, G2, G3, G4 or G5 as defined in claim 2; and
Y independently of one another is halogen, CN, OH, NH_2 , $N((C_1-C_4)\text{-alkyl})_2$, $CONH_2$, $(C_1-C_4)\text{-alkyl}$, $(C_1-C_4)\text{-alkoxy}$, $(C_3-C_6)\text{-cycloalkyl}$.
12. Medicament containing at least one compound as defined in one of claims 1 to 11.
- 20 13. The 2,5-substituted pyrimidines as defined in one of claims 1 to 11 in the presented form or in the form of their acids or bases or in the form of the physiologically tolerable salts, or in the form of their solvates, optionally in the form of their racemates, their pure stereoisomers, in particular enantiomers or diastereomers, or in the form of mixtures of stereoisomers, in particular enantiomers or diastereomers, in any mixing ratio for use as a medicament for the treatment of
25 conditions or diseases selected from the following rheumatoid arthritis, psoriatic arthritis, ankylosing spondylitis, gout, osteoarthritis, psoriasis, atopic dermatitis, lichen planus, uveitis,

- 256 -

Crohn's disease, ulcerative colitis, and acute and chronic inflammations of the gall bladder and bile ducts, of pseudopolyps and juvenile polyps, systemic lupus erythematosus, lupus nephritis, chronic prostatitis, interstitial cystitis, benign prostatic hyperplasia, COPD, chronic bronchitis, asthma, pulmonary fibrosis, allergic and non-allergic rhinitis, obstructive sleep apnoea, cystic
5 fibrosis, chronic sinusitis, emphysema, cough, alveolitis, acute respiratory distress syndrome, pulmonary oedema, bronchiectasis, pneumonia, hepatic fibrosis, systemic sclerosis, scleroderma, cancers, haematopoietic cancers, B-cell lymphoma, T-cell lymphoma, chronic lymphatic and chronic myeloid leukaemia, acute lymphatic and acute myeloid leukaemia, and gliomas, type 2
10 diabetes, metabolic syndrome, obesity/adiposity, fatty liver disease (not alcohol-induced), and cardiovascular diseases, in particular arteriosclerosis, pulmonary arterial hypertension, schizophrenia, depression, bipolar or manic depression, dementia, memory loss, generalised anxiety disorder, Parkinson's disease, multiple sclerosis, Alzheimer's disease, stroke, amyotrophic lateral sclerosis.

14. The compounds for use as a medicament according to claim 14, wherein the conditions or
15 diseases that can be treated by inhibition of the PDE4 enzyme are selected from the following group: inflammatory diseases of the joints, skin and eyes, gastrointestinal diseases and complaints, inflammatory diseases of the internal organs; hyperplastic diseases, respiratory or lung diseases associated with elevated mucus production, inflammation and/or obstruction of the respiratory tract, diseases of the fibrotic spectrum, cancers, metabolic diseases, psychological
20 disorders, and diseases of the peripheral or central nervous system.

INTERNATIONAL SEARCH REPORT

International application No
PCT/EP2015/001475

A. CLASSIFICATION OF SUBJECT MATTER

INV. C07D401/14 C07D405/14 C07D403/04 C07D403/14 C07D413/14
C07D417/14 C07D471/10 C07D487/08 C07D493/10 A61K31/506
A61P29/00

According to International Patent Classification (IPC) or to both national classification and IPC

B. FIELDS SEARCHED

Minimum documentation searched (classification system followed by classification symbols)

C07D A61K A61P

Documentation searched other than minimum documentation to the extent that such documents are included in the fields searched

Electronic data base consulted during the international search (name of data base and, where practicable, search terms used)

EPO-Internal, CHEM ABS Data, WPI Data

C. DOCUMENTS CONSIDERED TO BE RELEVANT

Category*	Citation of document, with indication, where appropriate, of the relevant passages	Relevant to claim No.
A	WO 01/64639 A2 (MERCK FROSST CANADA INC [CA]; LABELLE MARC [CA]; STURINO CLAUDIO [CA];) 7 September 2001 (2001-09-07) the whole document	1-14
A	WO 03/055882 A1 (MERCK PATENT GMBH [DE]; EGGENWEILER HANS-MICHAEL [DE]; WOLF MICHAEL [D]) 10 July 2003 (2003-07-10) the whole document	1-14



Further documents are listed in the continuation of Box C.



See patent family annex.

* Special categories of cited documents :

"A" document defining the general state of the art which is not considered to be of particular relevance

"E" earlier application or patent but published on or after the international filing date

"L" document which may throw doubts on priority claim(s) or which is cited to establish the publication date of another citation or other special reason (as specified)

"O" document referring to an oral disclosure, use, exhibition or other means

"P" document published prior to the international filing date but later than the priority date claimed

"T" later document published after the international filing date or priority date and not in conflict with the application but cited to understand the principle or theory underlying the invention

"X" document of particular relevance; the claimed invention cannot be considered novel or cannot be considered to involve an inventive step when the document is taken alone

"Y" document of particular relevance; the claimed invention cannot be considered to involve an inventive step when the document is combined with one or more other such documents, such combination being obvious to a person skilled in the art

"&" document member of the same patent family

Date of the actual completion of the international search

25 August 2015

Date of mailing of the international search report

01/09/2015

Name and mailing address of the ISA/

European Patent Office, P.B. 5818 Patentlaan 2
NL - 2280 HV Rijswijk
Tel. (+31-70) 340-2040,
Fax: (+31-70) 340-3016

Authorized officer

Gregoire, Ariane

INTERNATIONAL SEARCH REPORT

Information on patent family members

International application No

PCT/EP2015/001475

Patent document cited in search report	Publication date	Patent family member(s)	Publication date
WO 0164639	A2	07-09-2001	AU 3905101 A 12-09-2001
		CA 2401667 A1 07-09-2001	
		EP 1263728 A2 11-12-2002	
		JP 2003525273 A 26-08-2003	
		US 2002068756 A1 06-06-2002	
		WO 0164639 A2 07-09-2001	

WO 03055882	A1	10-07-2003	AR 037972 A1 22-12-2004
		AT 411316 T 15-10-2008	
		AU 2002367090 A1 15-07-2003	
		BR 0215308 A 21-12-2004	
		CA 2471538 A1 10-07-2003	
		CN 1608067 A 20-04-2005	
		DE 10163991 A1 03-07-2003	
		EP 1458722 A1 22-09-2004	
		ES 2314132 T3 16-03-2009	
		HU 0402216 A2 28-02-2005	
		JP 2005520801 A 14-07-2005	
		KR 20040071252 A 11-08-2004	
		MX PA04006235 A 01-11-2004	
		US 2005059686 A1 17-03-2005	
		WO 03055882 A1 10-07-2003	
		ZA 200405859 A 17-05-2005	
