



US00D866414S

(12) **United States Design Patent** (10) **Patent No.:** **US D866,414 S**
Bucher et al. (45) **Date of Patent:** **** Nov. 12, 2019**

(54) **VEHICLE FRONT LOWER BUMPER COVER INSERT**

(71) Applicant: **Ford Global Technologies, LLC**, Dearborn, MI (US)
(72) Inventors: **George Bucher**, Dearborn, MI (US); **Craig S. Metros**, Bloomfield, MI (US); **Dean Carbis**, Bloomfield Hills, MI (US); **Steven Gilmore**, Farmington Hills, MI (US); **Shawn Sung Yu**, Canton, MI (US)

(73) Assignee: **Ford Global Technologies, LLC**, Dearborn, MI (US)

(**) Term: **15 Years**

(21) Appl. No.: **29/632,010**

(22) Filed: **Jan. 4, 2018**

(51) **LOC (12) Cl.** **12-16**

(52) **U.S. Cl.**
USPC **D12/169**

(58) **Field of Classification Search**
USPC D12/163, 164, 165, 166, 167, 168, 169, D12/170, 171, 172, 173, 181
CPC B60K 11/08; B62L 39/16; B60R 19/50; B62D 25/08
See application file for complete search history.

(56) **References Cited**

U.S. PATENT DOCUMENTS

6,328,358 B1 * 12/2001 Berweiler B60R 19/52 180/68.6
D619,508 S * 7/2010 Choi D12/164
D633,012 S * 2/2011 Bauer D12/163
D635,897 S * 4/2011 Frei D12/163
D640,610 S * 6/2011 Schell D12/163
D645,795 S * 9/2011 Ishibashi D12/163

D663,656 S * 7/2012 Frenzel D12/163
D687,750 S * 8/2013 Frei D12/163
D687,751 S * 8/2013 Futschik D12/163
D692,358 S * 10/2013 Nakamuta D12/190
D699,163 S * 2/2014 Janssen D12/164
D701,798 S * 4/2014 Futschik D12/164
D711,790 S * 8/2014 Futschik D12/164
D721,019 S * 1/2015 Pevovar D12/163
D759,551 S * 6/2016 Nakahara D12/163
D788,662 S * 6/2017 Minami D12/190
D788,663 S * 6/2017 Minami D12/190
D788,664 S * 6/2017 Minami D12/190
D790,412 S * 6/2017 Dunford D12/163
2004/0190985 A1 * 9/2004 Aigner B60R 19/52 403/329
2006/0119115 A1 * 6/2006 Filip B60R 19/52 293/115
2006/0237995 A1 * 10/2006 Huttenlocher B60R 13/005 296/193.1

(Continued)

Primary Examiner — Susan Bennett Hattan

Assistant Examiner — Suzanne E Tisdell


(57) **CLAIM**

The ornamental design for a vehicle front lower bumper cover insert, as shown and described.

DESCRIPTION

FIG. 1 is a front elevational view of a vehicle front lower bumper cover insert, showing our new design;
FIG. 2 is a rear elevational view thereof;
FIG. 3 is a left side elevational view thereof;
FIG. 4 is a right side elevational view thereof;
FIG. 5 is a top plan view thereof;
FIG. 6 is a bottom plan view thereof;
FIG. 7 is a top, front, and left side perspective view thereof;
FIG. 8 is a bottom, front, and left side perspective view thereof; and,
FIG. 9 is a top, rear, and left side perspective view thereof.

1 Claim, 9 Drawing Sheets



(56)

References Cited

U.S. PATENT DOCUMENTS

2008/0079271 A1* 4/2008 Maruko B60R 19/52
293/102
2009/0256397 A1* 10/2009 Bauernfeind B60K 13/02
296/193.1
2017/0129430 A1* 5/2017 Aizawa B60R 19/18
2017/0137954 A1* 5/2017 Hashimoto B60K 11/08

* cited by examiner




Fig. 1

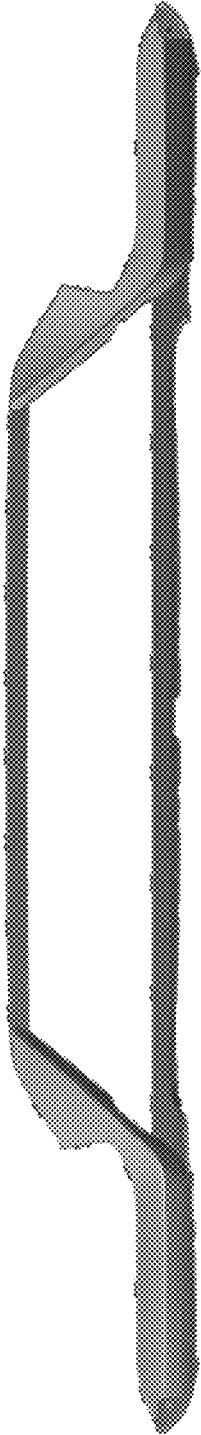


Fig. 2



Fig. 3




Fig. 4




Fig. 5





Fig. 6

Fig. 7



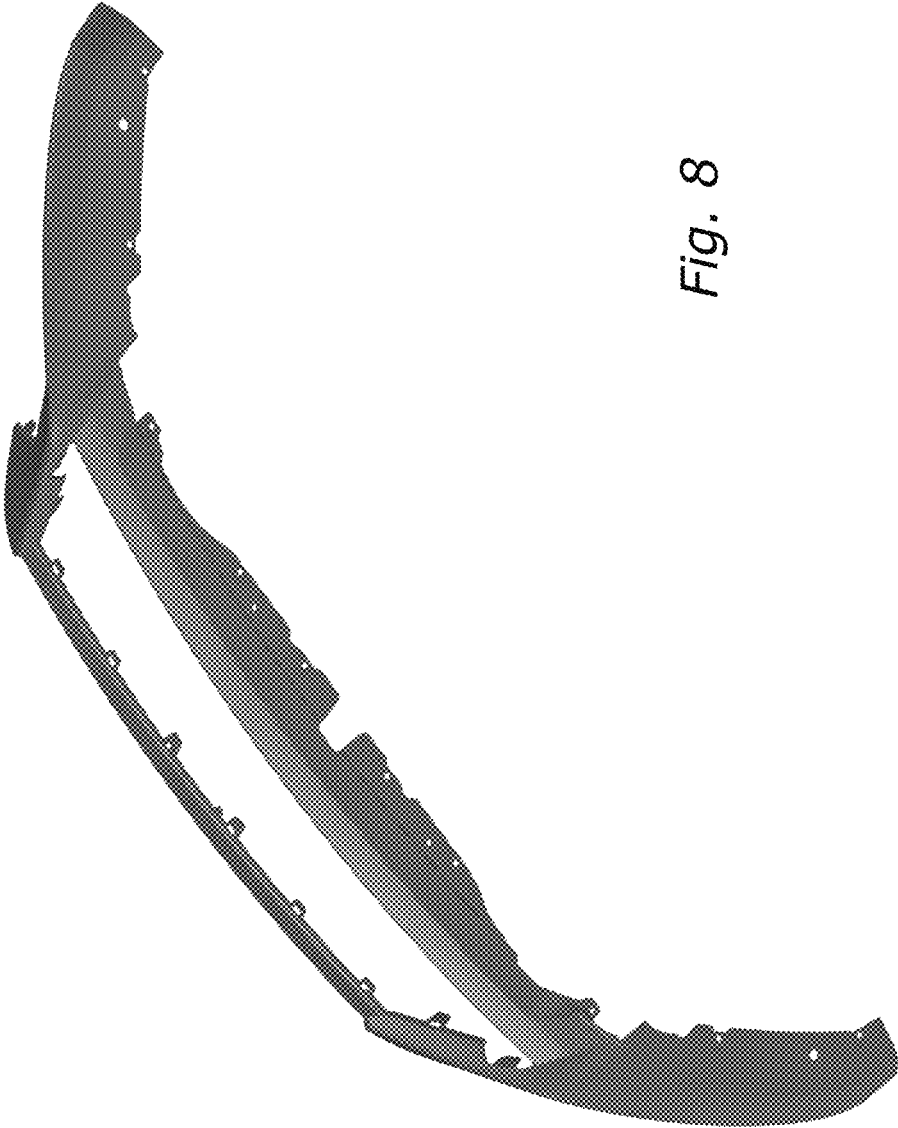


Fig. 8




Fig. 9