



US00D723491S

(12) **United States Design Patent**
Song et al.

(10) **Patent No.:** **US D723,491 S**

(45) **Date of Patent:** **** *Mar. 3, 2015**

(54) **ELECTRONIC DEVICE**

(75) Inventors: **Han-Gil Song**, Seoul (KR);
Jung-Hyuck Im, Yongin-si (KR);
Min-Hyoun Lee, Seoul (KR)

(73) Assignee: **Samsung Electronics Co., Ltd.**,
Suwon-si (KR)

(*) Notice: This patent is subject to a terminal disclaimer.

(**) Term: **14 Years**

(21) Appl. No.: **29/428,443**

(22) Filed: **Jul. 31, 2012**

Related U.S. Application Data

(63) Continuation-in-part of application No. 29/425,168, filed on Jun. 20, 2012, now Pat. No. Des. 695,253.

(30) **Foreign Application Priority Data**

Jan. 6, 2012 (KR) 30-2012-0000938
Jul. 2, 2012 (KR) 30-2012-0032132
Jul. 2, 2012 (KR) 30-2012-0032133

(51) **LOC (10) Cl.** **14-03**

(52) **U.S. Cl.**
USPC **D14/138 G**

(58) **Field of Classification Search**
USPC D14/138 G, 138 AD, 341, 346, 138 R,
D14/496, 203.1, 203.4, 203.5, 203.6, 203.7,
D14/248, 218; 455/575.1, 556.2, 575.3,
455/575.4; D21/517, 329; 379/433.01,
379/433.04; D10/65, 78; 361/679.3, 679.56
See application file for complete search history.

(56) **References Cited**

U.S. PATENT DOCUMENTS

D616,860 S * 6/2010 Kim D14/138 AD
D629,783 S * 12/2010 Kim et al. D14/138 G

(Continued)

OTHER PUBLICATIONS

Samsung I9300 Galaxy S III telephone, announced May 2012, [online], [site visited Mar. 21, 2014]. Available from Internet, <URL:

http://www.gsmarena.com/samsung_i9300_galaxy_s_iii-4238.php>.*

(Continued)

Primary Examiner — Jeffrey D Asch
(74) *Attorney, Agent, or Firm* — NSIP Law

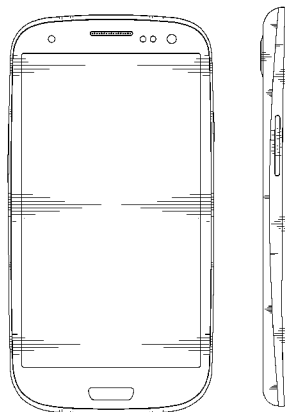
(57) **CLAIM**

The ornamental design for an electronic device, as shown and described.

DESCRIPTION

FIG. 1 is a front perspective view of an electronic device showing our new design;
FIG. 2 is a front view of the electronic device of FIG. 1;
FIG. 3 is a rear view of the electronic device of FIG. 1;
FIG. 4 is a left-side view of the electronic device of FIG. 1;
FIG. 5 is a right-side view of the electronic device of FIG. 1;
FIG. 6 is a top plan view of the electronic device of FIG. 1;
FIG. 7 is a bottom plan view of the electronic device of FIG. 1;
FIG. 8 is a rear perspective view of the electronic device of FIG. 1;
FIG. 9 is a front perspective view of a second embodiment of the invention, with a reflective surface;
FIG. 10 is a front view of the electronic device of FIG. 9;
FIG. 11 is a rear view of the electronic device of FIG. 9;
FIG. 12 is a left-side view of the electronic device of FIG. 9;
FIG. 13 is a right-side view of the electronic device of FIG. 9;
FIG. 14 is a top plan view of the electronic device of FIG. 9;
FIG. 15 is a bottom plan view of the electronic device of FIG. 9; and,
FIG. 16 is a rear perspective view of the electronic device of FIG. 9.
FIGS. 1 through 8 show the first embodiment and FIGS. 9 through 16 show the second embodiment of the invention. The oblique lines shading in FIGS. 9 through 16 indicate transparent or reflective surfaces.

1 Claim, 16 Drawing Sheets



(56)

References Cited

U.S. PATENT DOCUMENTS

D642,152 S * 7/2011 Cho D14/138 AD
 D644,197 S * 8/2011 Lee et al. D14/138 G
 D654,047 S * 2/2012 Kim et al. D14/138 G
 D654,048 S * 2/2012 Ichinose et al. D14/138 G
 D655,269 S * 3/2012 Kim D14/138 G
 D656,477 S * 3/2012 Yi et al. D14/138 G
 D659,667 S * 5/2012 Jung et al. D14/138 AD
 D661,277 S * 6/2012 Kim D14/138 G
 D667,808 S * 9/2012 Kim D14/138 G
 D668,628 S * 10/2012 Ha et al. D14/138 G
 D668,629 S * 10/2012 Chung D14/138 G
 D672,739 S * 12/2012 Sin D14/138 G
 D676,012 S * 2/2013 Suk D14/138 G
 D676,824 S * 2/2013 Lee D14/138 G
 D677,643 S * 3/2013 Park D14/138 G
 D677,644 S * 3/2013 Park D14/138 G
 D681,584 S * 5/2013 Sung D14/138 G
 D686,180 S * 7/2013 Kim et al. D14/138 G
 D687,002 S * 7/2013 Song et al. D14/138 G
 D687,792 S * 8/2013 Kim et al. D14/138 G
 D687,798 S * 8/2013 Park et al. D14/138 G
 8,508,927 B2 * 8/2013 Chen 361/679.3
 D695,252 S * 12/2013 Song et al. D14/138 G
 D695,253 S * 12/2013 Song et al. D14/138 G
 D697,886 S * 1/2014 Choi D14/138 G
 D699,206 S * 2/2014 Kim D14/138 G
 D700,165 S * 2/2014 Chung D14/138 G
 D700,596 S * 3/2014 Jung et al. D14/248

OTHER PUBLICATIONS

Samsung Galaxy S III I747 telephone, announced Jun. 2012, [online], [site visited Mar. 21, 2014]. Available from Internet, <URL:

http://www.gsmarena.com/samsung_galaxy_s_iii_i747-4803.php>.*
 Samsung Galaxy S III T999 telephone, announced Jun. 2012, [online], [site visited Mar. 21, 2014]. Available from Internet, <URL: http://www.gsmarena.com/samsung_galaxy_s_iii_t999-4804.php>.*
 Samsung Galaxy S III CDMA telephone, announced Jun. 2012, [online], [site visited Mar. 21, 2014]. Available from Internet, <URL: http://www.gsmarena.com/samsung_galaxy_s_iii_cdma-4799.php>.*
 Samsung I9300 Galaxy S III hands-on, published on May 8, 2012, [online], [site visited Apr. 3, 2014]. Available from Internet, <URL: <http://www.youtube.com/watch?v=KzDwxpFgoDg>>.*
 At&t Samsung Galaxy S III I747 Unboxing, published on Jun. 29, 2012, [online], [site visited Apr. 3, 2014]. Available from Internet, <URL: <http://www.youtube.com/watch?v=1sfqm4ejkBM>>.*
 How to Root T-Mobile Galaxy S3 SGH-T999!, published on Jun. 26, 2012, [online], [site visited Apr. 3, 2014]. Available from Internet, <URL: <http://www.youtube.com/watch?v=QPeIZZVYHbY>>.*
 Samsung I8190 Galaxy S III mini telephone, announced Oct. 2012, [online], [site visited Mar. 21, 2014]. Available from Internet, <URL: http://www.gsmarena.com/samsung_i8190_galaxy_s_iii_mini-5033.php>.*
 Maxwest Orbit 4600 telephone, announced May 2013, [online], [site visited Mar. 21, 2014]. Available from Internet, <URL: http://www.gsmarena.com/maxwest_orbit_4600-5639.php>.*
 Celkon A27 telephone, announced Feb. 2013, [online], [site visited Mar. 21, 2014]. Available from Internet, <URL: http://www.gsmarena.com/celkon_a27-5284.php>.*
 Celkon A220 telephone, announced Feb. 2013, [online], [site visited Mar. 21, 2014]. Available from Internet, <URL: http://www.gsmarena.com/celkon_a220-5285.php>.*

* cited by examiner

FIG. 1




FIG. 2




FIG. 3

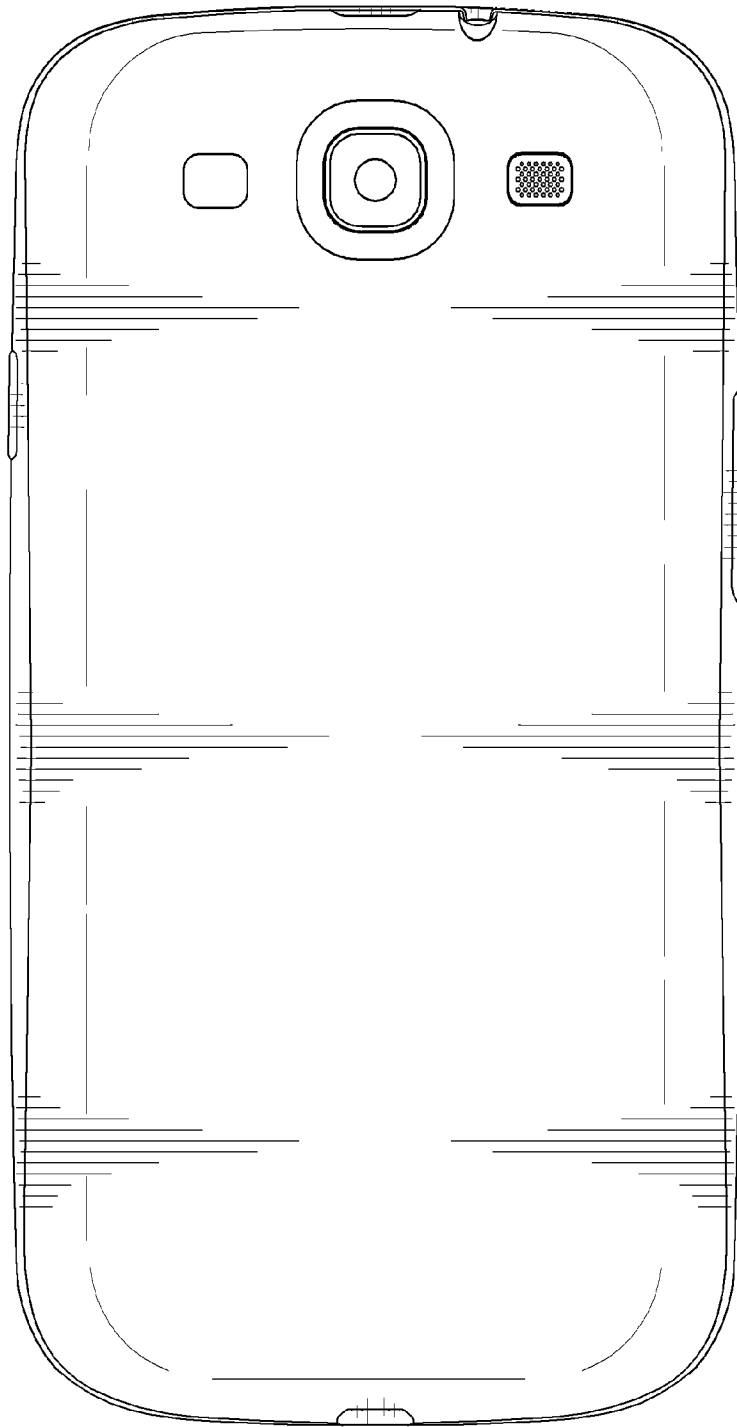


FIG. 4

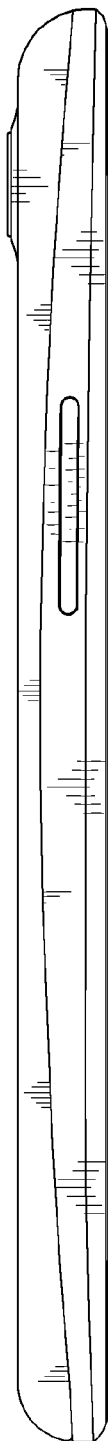


FIG. 5

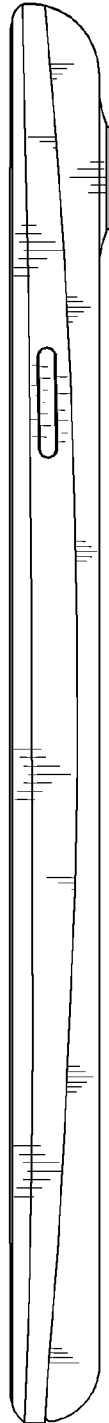


FIG. 6

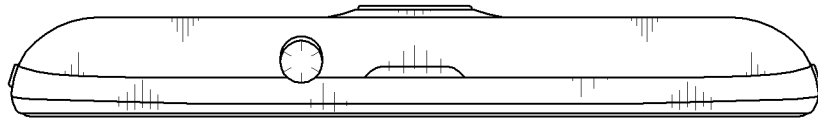


FIG. 7

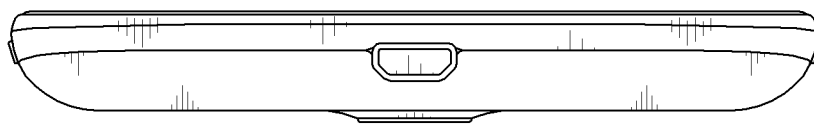


FIG. 8

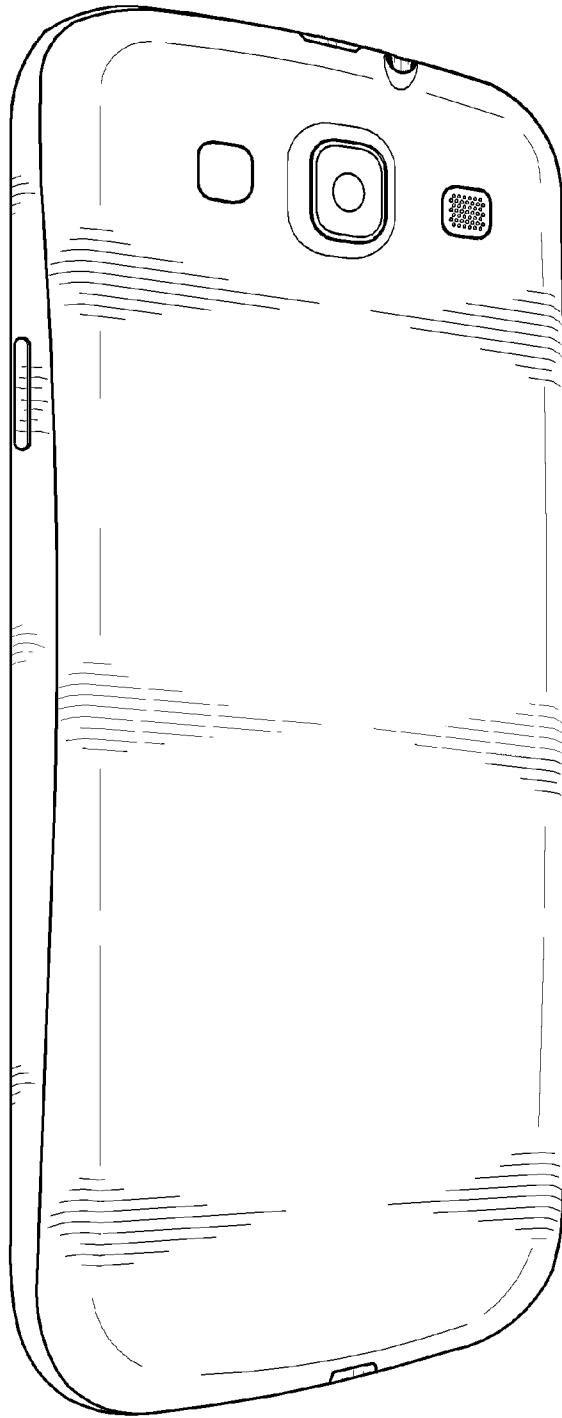


FIG. 9




FIG. 10

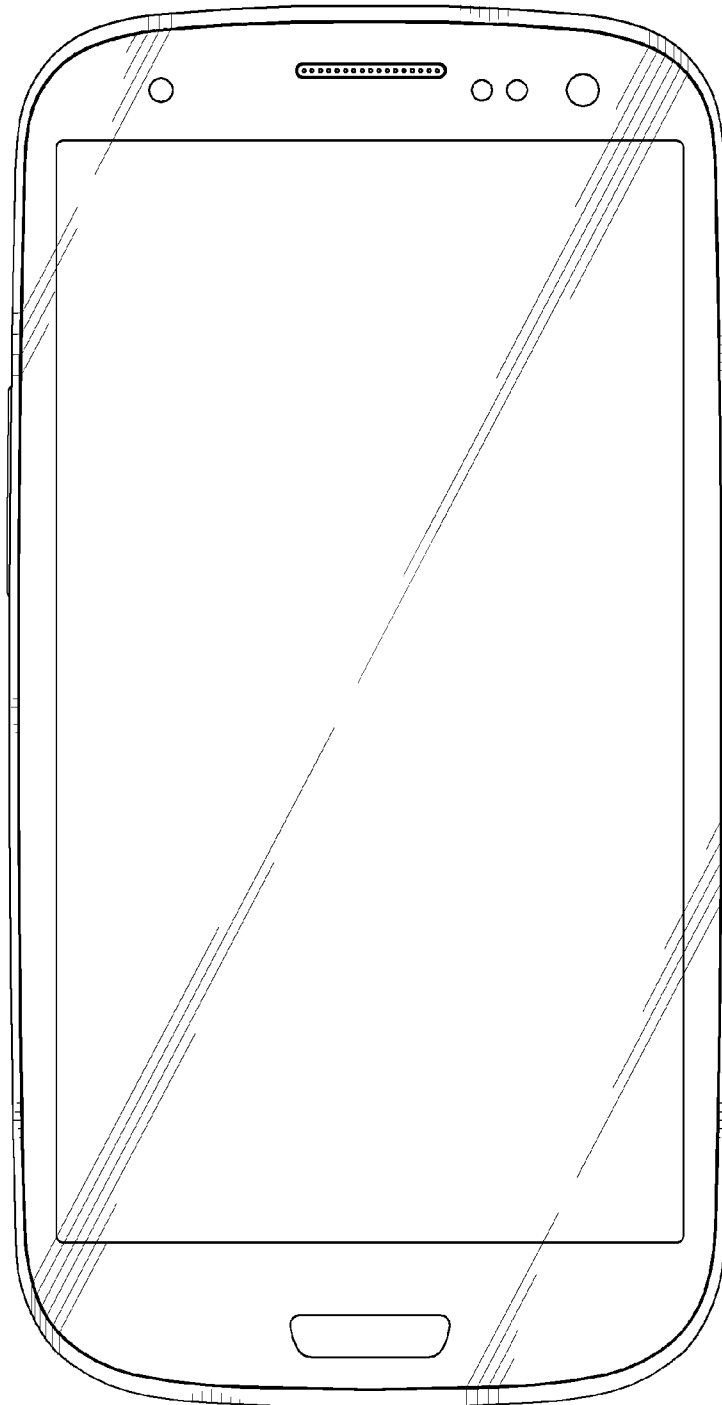


FIG. 11

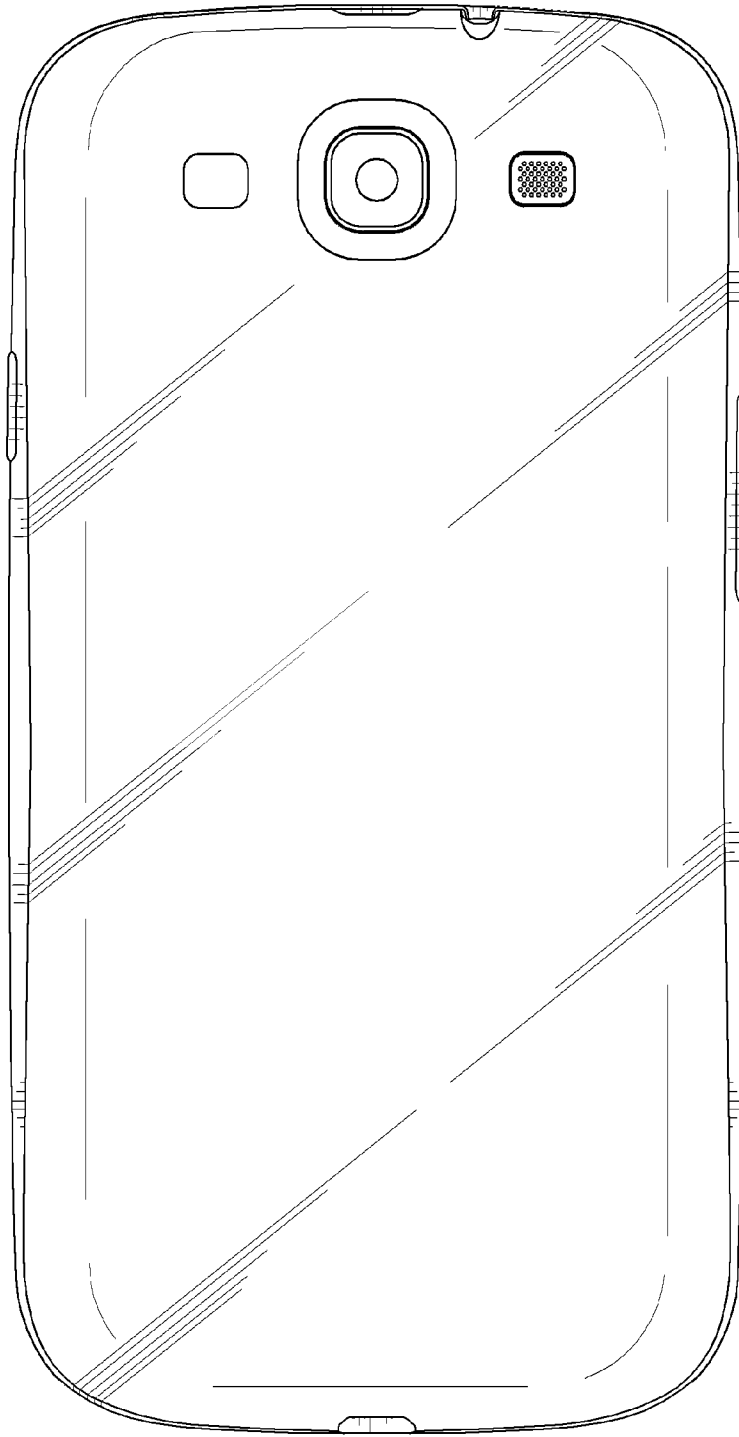


FIG. 12

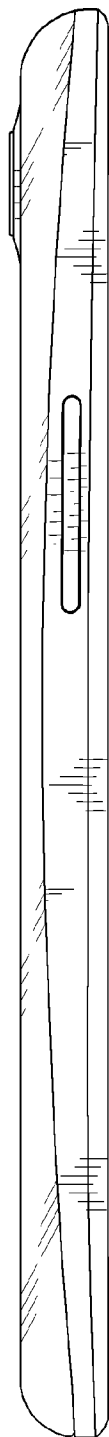


FIG. 13

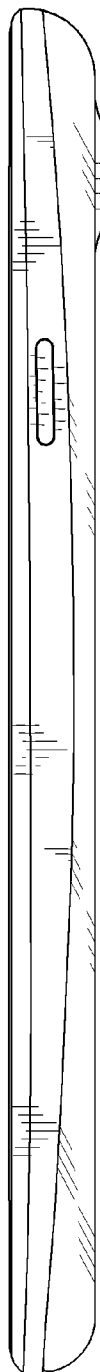


FIG. 14

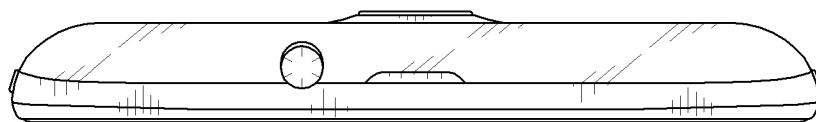


FIG. 15

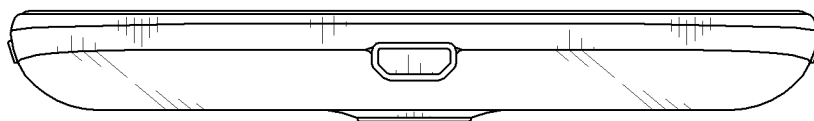


FIG. 16

