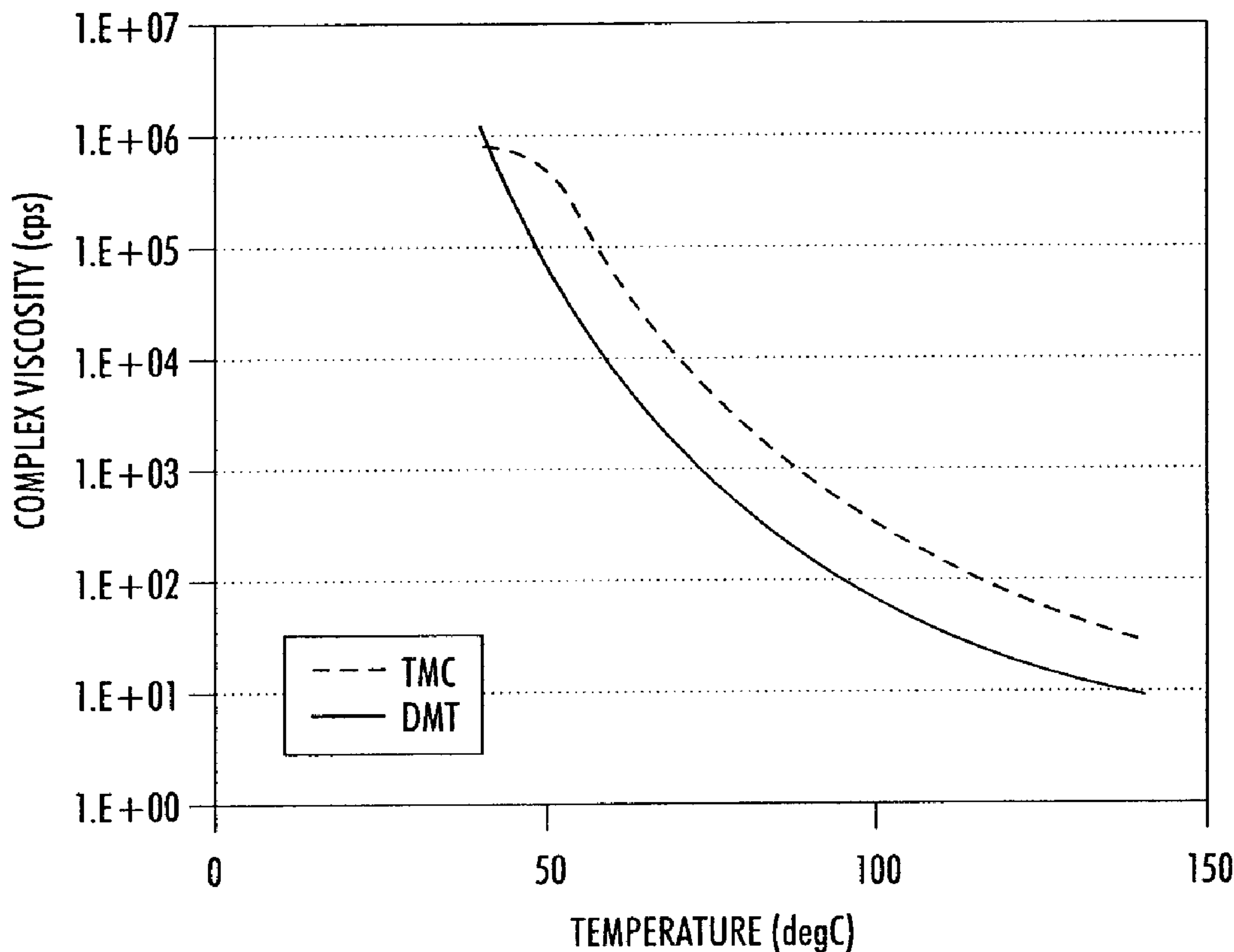




(22) Date de dépôt/Filing Date: 2013/04/19
 (41) Mise à la disp. pub./Open to Public Insp.: 2013/10/26
 (45) Date de délivrance/Issue Date: 2015/04/07
 (30) Priorité/Priority: 2012/04/26 (US13/457,221)

(51) Cl.Int./Int.Cl. *C09D 11/34* (2014.01),
C09D 11/38 (2014.01)
 (72) Inventeurs/Inventors:
MORIMITSU, KENTARO, CA;
BELELIE, JENNIFER L., CA;
CHOPRA, NAVEEN, CA;
IFTIME, GABRIEL, CA;
ODELL, PETER G., CA
 (73) Propriétaire/Owner:
XEROX CORPORATION, US
 (74) Agent: SIM & MCBURNEY

(54) Titre : ENCRES A CHANGEMENT DE PHASE COMPORTANT DES AMIDES CRISTALLINS
 (54) Title: PHASE CHANGE INKS COMPRISING CRYSTALLINE AMIDES



(57) Abrégé/Abstract:

A phase change ink composition suitable for high speed ink jet printing, including printing on coated paper substrates. In embodiments, the phase change ink composition comprises both a crystalline compound and an amorphous compound, and optionally, a colorant, which provides for a robust ink. The crystalline compound is an amide and the amorphous compound is an ester of tartaric acid.

ABSTRACT

A phase change ink composition suitable for high speed ink jet printing, including printing on coated paper substrates. In embodiments, the phase change ink composition comprises both a crystalline compound and an amorphous compound, and optionally, a colorant, which provides for a robust ink. The crystalline compound is an amide and the amorphous compound is an ester of tartaric acid.

PHASE CHANGE INKS COMPRISING CRYSTALLINE AMIDES**CROSS-REFERENCE TO RELATED APPLICATIONS**

[0001] Reference is made to commonly owned and co-pending, U.S. Patent Application Publication No. 2013/0284056 entitled "Phase Change Ink Compositions Comprising Crystalline Diurethanes And Derivatives Thereof" to Naveen Chopra et al., electronically filed on the same day herewith (Attorney Docket No. 20110356-396152); U.S. Patent Application Publication No. 2013/0284062 entitled "Phase change Ink Compositions Comprising Crystalline Sulfone Compounds and Derivatives Thereof" to Kentaro Morimitsu et al., electronically filed on the same day herewith (Attorney Docket No. 20110561-396955); U.S. Patent Application Publication No. 2013/0284058 entitled "Phase Change Ink Compositions Comprising Aromatic Ethers" to Kentaro Morimitsu et al., electronically filed on the same day herewith (Attorney Docket No. 20110362-396157); U.S. Patent Application Publication No. 2013/0284053 entitled "Fast Crystallizing Crystalline-Amorphous Ink Compositions And Methods For Making The Same" to Gabriel Iftime et al., electronically filed on the same day herewith (Attorney Docket No. 20110459-399389); U.S. Patent Application Publication No. 2013/0284054 entitled "Rapid Solidifying Crystalline-Amorphous Inks" to Gabriel Iftime et al., electronically filed on the same day herewith (Attorney Docket No. 20110982-399395); U.S. Patent Application Publication No. 2013/0284052 entitled "Phase Change Inks Comprising Inorganic Nucleating Agents" to Daryl W. Vanbesien et al., electronically filed on the same day herewith (Attorney Docket No. 20111206-400896); U.S. Patent Publication No. 2013/0284051 entitled "Phase Change Inks Comprising Fatty Acids" to Gabriel Iftime et al., electronically filed on the same day herewith (Attorney Docket No. 20110815-399390); U.S. Patent Application Publication No. 2013/0284061 entitled "Phase Change Inks Comprising Aromatic Diester Crystalline Compounds" to Kentaro Morimitsu et al., electronically filed on the same day herewith (Attorney Docket No. 20111040-399927); U.S. Patent

Application Publication No. 2013/0284059 entitled "Phase Change Ink Compositions Comprising Diurethanes as Amorphous Materials" to Naveen Chopra et al., electronically filed on the same day herewith (Attorney Docket No. 20110610-397242); U.S. Patent Application Publication No. 2013/0284057 entitled "Phase Change Inks Comprising Organic Pigments" to Jennifer Belelie et al., electronically filed on the same day herewith (Attorney Docket No. 20110418-399388); and U.S. Patent Application Publication No. 2013/0286180 entitled "TROM Process for Measuring the Rate of Crystallization of Phase change Inks" to Gabriel Iftime et al., electronically filed on the same day herewith (Attorney Docket No. 20110828-401275), U.S. Patent Application Publication No. 2013/0284055 entitled "Rapidly Crystallizing Phase Change Inks and Methods for Forming the Same" to Jennifer Belelie et al., electronically filed on the same day herewith (Attorney Docket No. 20111455-403044).

BACKGROUND

[0002] The present embodiments relate to phase change ink compositions characterized by being solid at room temperature and molten at an elevated temperature at which the molten ink is applied to a substrate. These phase change ink compositions can be used for ink jet printing. The present embodiments are directed to a novel phase change ink composition comprising an amorphous compound, a crystalline compound, and optionally a colorant, and methods of making the same. In particular, the amorphous compound is an ester of tartaric acid and the crystalline compound is an amide.

[0003] Ink jet printing processes may employ inks that are solid at room temperature and liquid at elevated temperatures. Such inks may be referred to as solid inks, hot melt inks, phase change inks and the like. For example, U.S. Pat. No. 4,490,731 discloses an apparatus for dispensing phase change ink for printing on a recording medium such as paper. In piezo ink jet printing processes employing hot melt inks, the phase change ink is melted by the

heater in the printing apparatus and utilized (jetted) as a liquid in a manner similar to that of conventional piezo ink jet printing. Upon contact with the printing recording medium, the molten ink solidifies rapidly, enabling the colorant to substantially remain on the surface of the recording medium instead of being carried into the recording medium (for example, paper) by capillary action, thereby enabling higher print density than is generally obtained with liquid inks. Advantages of a phase change ink in ink jet printing are thus elimination of potential spillage of the ink during handling, a wide range of print density and quality, minimal paper cockle or distortion, and enablement of indefinite periods of nonprinting without the danger of nozzle clogging, even without capping the nozzles.

[0004] In general, phase change inks (sometimes referred to as “hot melt inks”) are in the solid phase at ambient temperature, but exist in the liquid phase at the elevated operating temperature of an ink jet printing device. At the jetting temperature, droplets of liquid ink are ejected from the printing device and, when the ink droplets contact the surface of the recording medium, either directly or via an intermediate heated transfer belt or drum, they quickly solidify to form a predetermined pattern of solidified ink drops.

[0005] Phase change inks for color printing typically comprise a phase change ink carrier composition which is combined with a phase change ink compatible colorant. In a specific embodiment, a series of colored phase change inks can be formed by combining ink carrier compositions with compatible subtractive primary colorants. The subtractive primary colored phase change inks can comprise four component dyes or pigments, namely, cyan, magenta, yellow and black, although the inks are not limited to these four colors. These subtractive primary colored inks can be formed by using a single dye or pigment or a mixture of dyes or pigments. For example, magenta can be obtained by using a mixture of Solvent Red Dyes or a composite black can be obtained by mixing several dyes. U.S. Pat. No. 4,889,560, U.S. Pat. No. 4,889,761, and U.S. Pat. No. 5,372,852 teach that the subtractive primary colorants employed can comprise dyes from the classes of Color Index (C.I.) Solvent Dyes, Disperse Dyes, modified Acid and Direct Dyes, and Basic Dyes. The colorants can also include

pigments, as disclosed in, for example, U.S. Pat. No. 5,221,335. U.S. Pat. No. 5,621,022 discloses the use of a specific class of polymeric dyes in phase change ink compositions.

[0006] Phase change inks are desirable for ink jet printers because they remain in a solid phase at room temperature during shipping, long term storage, and the like. In addition, the problems associated with nozzle clogging as a result of ink evaporation with liquid ink jet inks are largely eliminated, thereby improving the reliability of the ink jet printing. Further, in phase change ink jet printers wherein the ink droplets are applied directly onto the final recording medium (for example, paper, transparency material, and the like), the droplets solidify immediately upon contact with the recording medium, so that migration of ink along the printing medium is prevented and dot quality is improved.

[0007] While the above conventional phase change ink technology is generally successful in producing vivid images and providing economy of jet use and substrate latitude on porous papers, such technology has not been satisfactory for coated substrates. Thus, while known compositions and processes are suitable for their intended purposes, a need remains for additional means for forming images or printing on coated paper substrates. As such, there is a need to find alternative compositions for phase change ink compositions and future printing technologies to provide customers with excellent image quality on all substrates, including selecting and identifying different classes of materials that are suitable for use as desirable ink components.

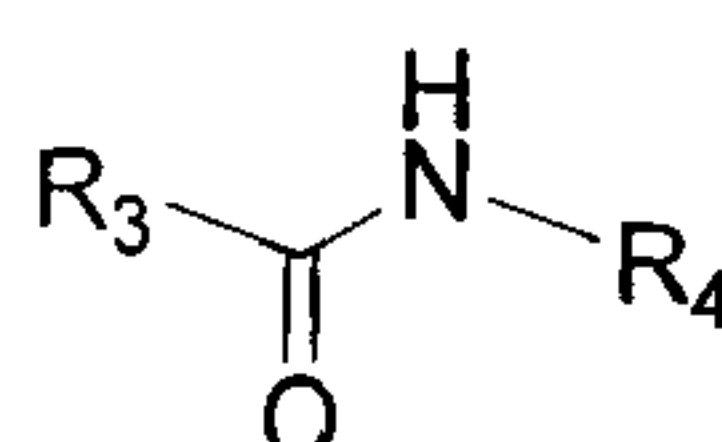
[0008] There is further a need to provide such phase change ink compositions which are suitable for fast printing environments like production printing.

[0009] The appropriate components and process aspects of the each of the foregoing U.S. patents and patent publications may be selected for the present disclosure in embodiments thereof.

SUMMARY

[0010] According to embodiments illustrated herein, there is provided novel phase change ink compositions comprising crystalline amide and amorphous esters of tartaric acid for ink jet printing, including printing on coated paper substrates.

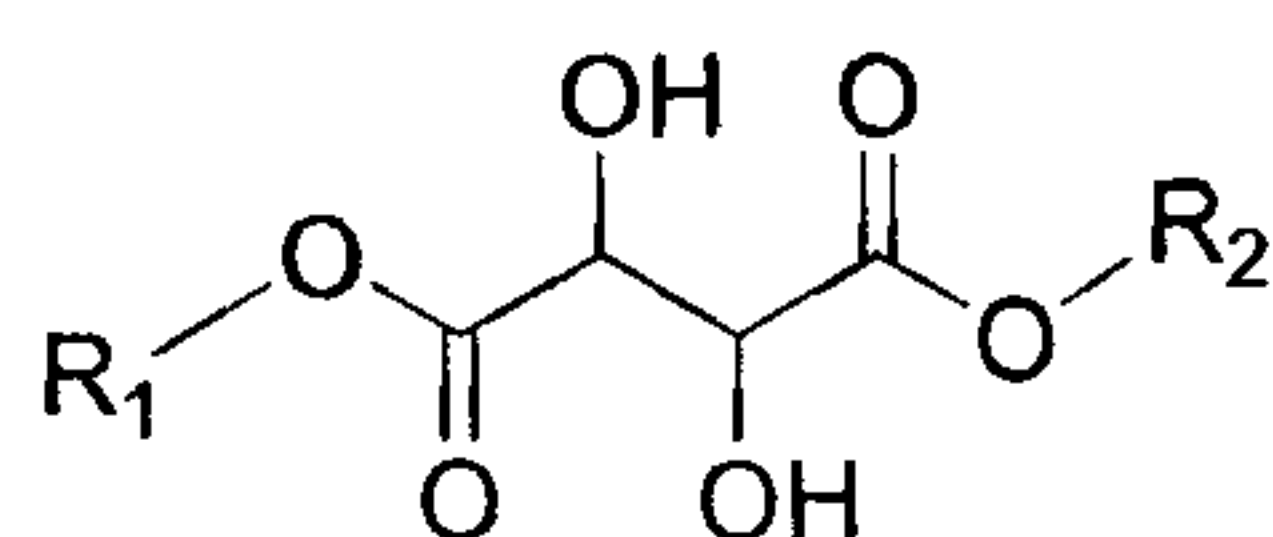
[0011] In particular, the present embodiments provide a phase change ink comprising an amorphous compound; and a crystalline compound being an amide having a formula of:



Formula II

wherein each R₃ and R₄ is independently selected from the group consisting of (i) an alkyl group, which can be a linear or branched, cyclic or acyclic, substituted or unsubstituted, saturated or unsaturated, alkyl group, and wherein heteroatoms may optionally be present in the alkyl group having from about 1 to about 40 carbon atoms; (ii) an arylalkyl group, which can be a substituted or unsubstituted arylalkyl group, wherein the alkyl portion of arylalkyl group can be linear or branched, cyclic or acyclic, substituted or unsubstituted, saturated or unsaturated, and wherein heteroatoms may optionally be present in either the aryl portion or the alkyl portion of the arylalkyl group having from about 4 to about 40 carbon atoms; and (iii) an aromatic group, which can be a substituted or unsubstituted aromatic group wherein the substituent can be a linear, branched, cyclic or acyclic alkyl group and, wherein heteroatoms may optionally be present in the aromatic group having from about 3 to about 40 carbon atoms, and mixtures thereof; and wherein the phase change ink crystallizes in less than 15 seconds.

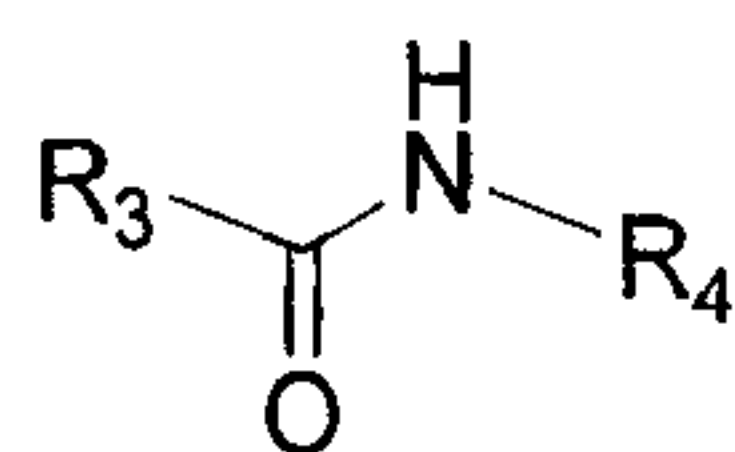
[0012] In further embodiments, there is provided a phase change ink comprising an amorphous compound comprises an ester of tartaric acid of Formula I



Formula I

wherein each R_1 and R_2 is independently an alkyl group, wherein the alkyl can be straight, branched or cyclic, saturated or unsaturated, substituted or unsubstituted, having from about 1 to about 40 carbon atoms, or an substituted or unsubstituted aromatic or heteroaromatic group, and mixtures thereof; and further wherein the tartaric acid backbone is selected from L-(+)-tartaric acid, D-(-)-tartaric acid, DL-tartaric acid, or mesotartaric acid, and mixtures thereof; and

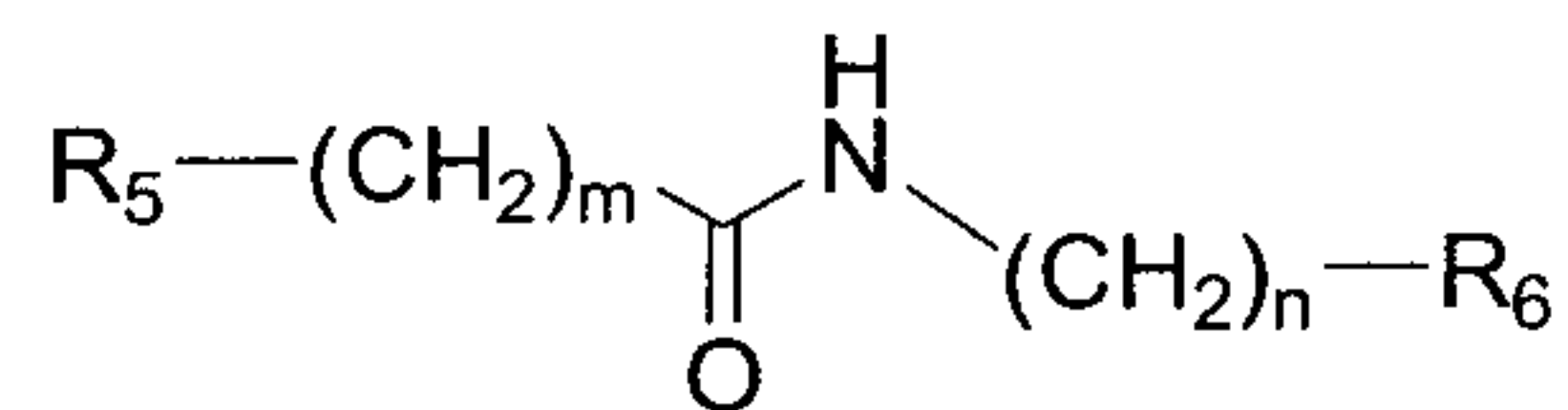
a crystalline compound being an amide having the following structure:



Formula II

wherein each R_3 and R_4 is independently selected from the group consisting of (i) an alkyl group, which can be a linear or branched, cyclic or acyclic, substituted or unsubstituted, saturated or unsaturated, alkyl group, and wherein heteroatoms may optionally be present in the alkyl group having from about 1 to about 40 carbon atoms; (ii) an arylalkyl group, which can be a substituted or unsubstituted arylalkyl group, wherein the alkyl portion of arylalkyl group can be linear or branched, cyclic or acyclic, substituted or unsubstituted, saturated or unsaturated, and wherein heteroatoms may optionally be present in either the aryl portion or the alkyl portion of the arylalkyl group having from about 4 to about 40 carbon atoms; and (iii) an aromatic group, which can be a substituted or unsubstituted aromatic group wherein the substituent can be a linear, branched, cyclic or acyclic alkyl group and, wherein heteroatoms may optionally be present in the aromatic group having from about 3 to about 40 carbon atoms, and mixtures thereof; and further wherein the phase change ink has a T_{melt} of from about 65 to about 140 °C and a T_{crys} of from about 40 to about 140 °C.

[0013] In yet other embodiments, there is provided a phase change ink comprising an amorphous compound; and a crystalline compound, wherein the amorphous compound is an ester of tartaric acid and is synthesized by an esterification reaction with at least one alcohol, and the crystalline compound is an amide having the following structure:



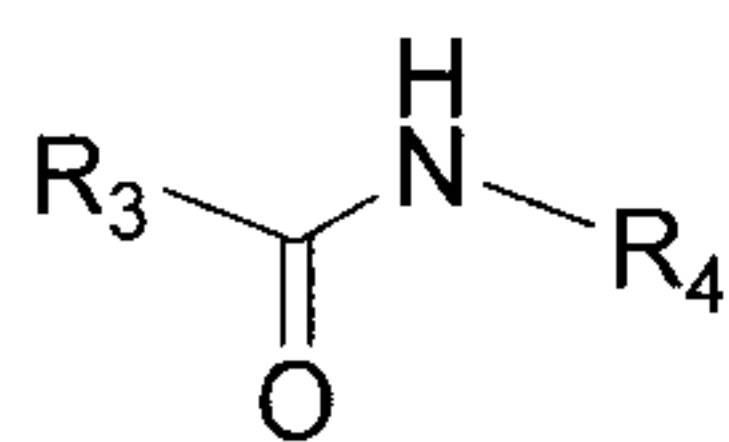
Formula III;

wherein each R_5 and R_6 is independently aryl, or heteroaryl, optionally substituted with one or more alkyl, alkoxy, $-\text{NH}_2$, $-\text{CN}$, or $-\text{OH}$; m is from 0 to 6, n is from 0 to 6.

[0013a] According to an aspect, there is provided a phase change ink comprising:

an amorphous compound; and

a crystalline compound being an amide having a formula of:



Formula II

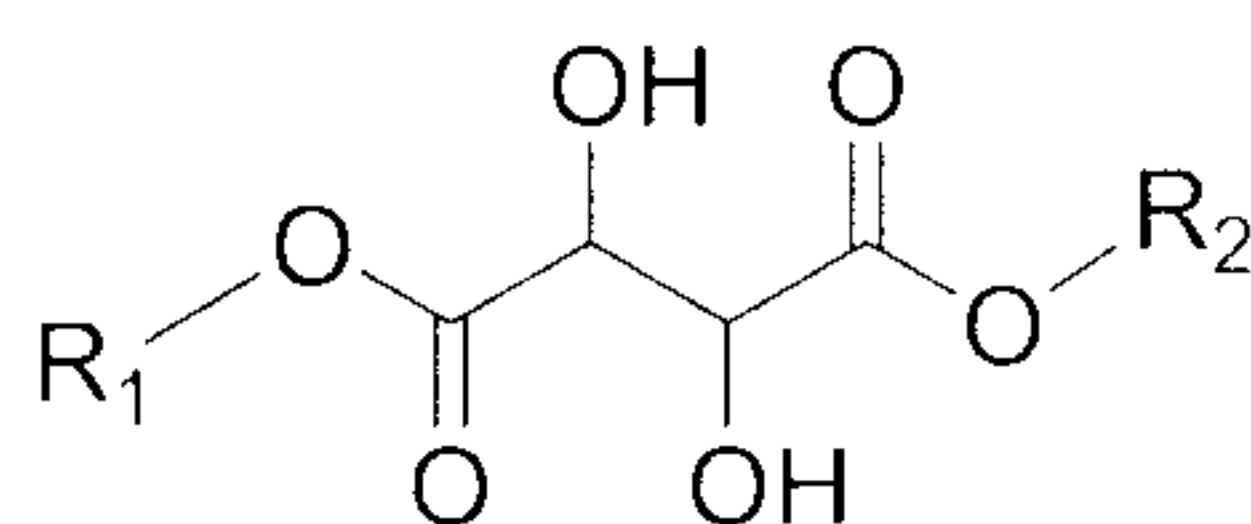
wherein each R_3 and R_4 is independently selected from the group consisting of (i) an arylalkyl group, wherein the arylalkyl group is optionally substituted, wherein the alkyl portion of arylalkyl group is optionally linear or branched, cyclic or acyclic, substituted or unsubstituted, saturated or unsaturated, and further wherein heteroatoms are optionally present in either the aryl portion or the alkyl portion of the arylalkyl group having from 4 to 40 carbon atoms, (ii) an aromatic group, wherein the aromatic group is optionally substituted, wherein the substituent is optionally a linear, branched, cyclic or acyclic alkyl group and further wherein heteroatoms are optionally present in the aromatic group having from 3 to 40 carbon atoms, and mixtures thereof; and

wherein the phase change ink crystallizes in less than 15 seconds.

[0013b] According to an aspect, there is provided a phase change ink comprising:

an amorphous compound comprising an ester of tartaric acid of

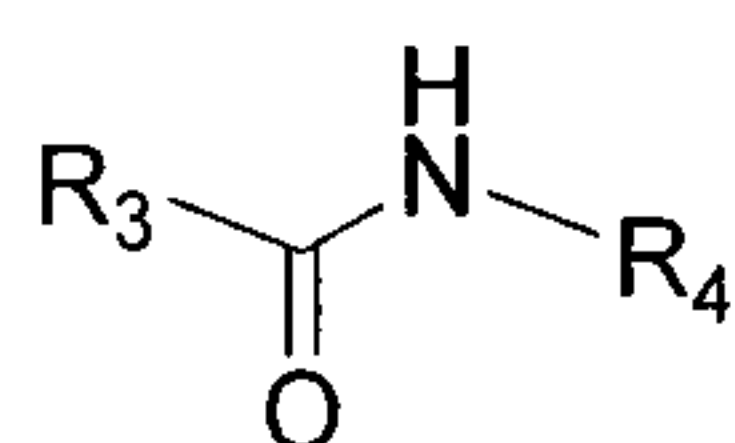
Formula I



Formula I

wherein each R_1 and R_2 is independently an alkyl group, wherein the alkyl is straight, branched or cyclic, saturated or unsaturated, substituted or unsubstituted, having from 1 to 40 carbon atoms, or an substituted or unsubstituted aromatic or heteroaromatic group, and mixtures thereof; and further wherein the tartaric acid backbone is selected from L-(+)-tartaric acid, D-(-)-tartaric acid, DL-tartaric acid, mesotartaric acid, and mixtures thereof; and

a crystalline compound being an amide having the following structure:



Formula II

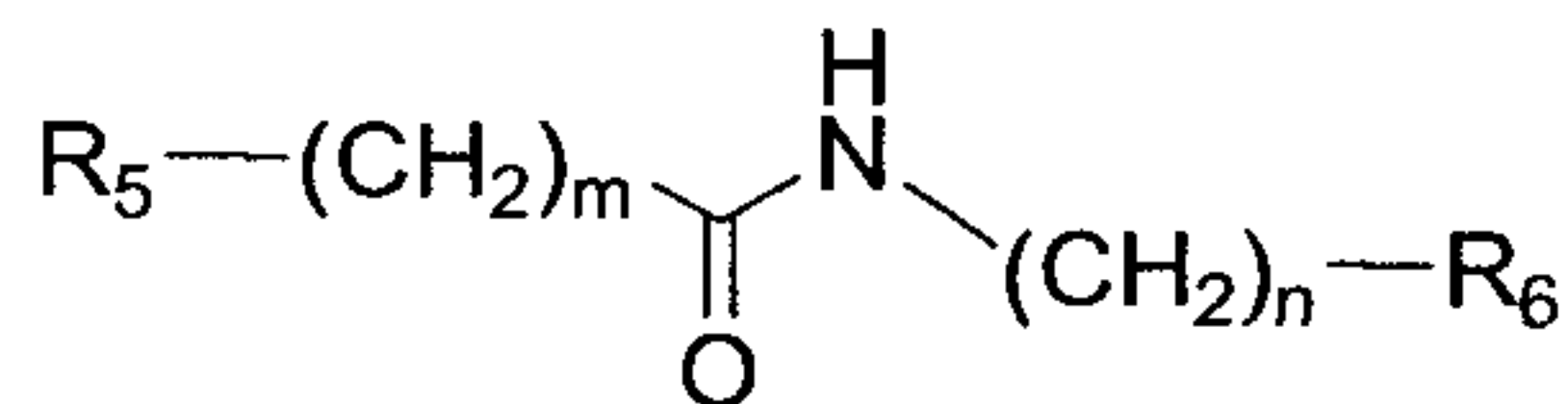
wherein each R_3 and R_4 is independently selected from the group consisting of (i) an arylalkyl group, wherein the arylalkyl group is optionally substituted or unsubstituted, wherein the alkyl portion of arylalkyl group is optionally linear or branched, cyclic or acyclic, substituted or unsubstituted, saturated or unsaturated, and further wherein heteroatoms are optionally present in either the aryl portion or the alkyl portion of the arylalkyl group having from 4 to 40 carbon atoms, and (ii) an aromatic group, wherein the aromatic group is optionally substituted, wherein the substituent is optionally a linear, branched, cyclic or acyclic alkyl group, and further wherein heteroatoms are optionally present in the aromatic group having from 3 to 40 carbon atoms, and mixtures thereof; and

further wherein the phase change ink has a T_{melt} of from about 65 to about 140 °C and a T_{crys} of from about 40 to about 140 °C.

[0013c] According to an aspect, there is provided a phase change ink comprising:

an amorphous compound; and

a crystalline compound, wherein the amorphous compound is an ester of tartaric acid and is synthesized by an esterification reaction with at least one alcohol, and the crystalline compound is an amide having the following structure:



Formula III

wherein each R₅ and R₆ is independently aryl, or heteroaryl, optionally substituted with one or more alkyl, alkoxy, -NH₂, -CN, or -OH; m is from 0 to 6, n is from 0 to 6.

BRIEF DESCRIPTION OF THE DRAWINGS

[0014] For a better understanding of the present embodiments, reference may be had to the accompanying figures.

[0015] **Figure 1** is a graph illustrating rheology data of tri-DL-menthyl citrate (TMC) and di-DL-menthyl L-tartrate (DMT) used as amorphous compounds;

[0016] **Figure 2** illustrates the TROM process showing images of crystalline formation in an ink base from crystallization onset to crystallization completion according to an embodiment of the disclosure.

[0017] **Figure 3** is differential scanning calorimetry (DSC) data of an ink base comprising *N*-phenethylbenzamide according to the present embodiments (the DSC data was obtained on a Q1000 Differential Scanning Calorimeter (TA Instruments) at a rate of 10°C/min from -50 to 200 to -50°C);

[0018] **Figure 4** is DSC data of a sample ink made with the ink base of Figure 3 and dye according to the present embodiments; and

[0019] **Figure 5** is a graph illustrating rheology data of the ink base of Figure 3 and the ink sample of Figure 4 according to the present embodiments.

[0020] All of the rheology measurements were made on a RFS3 controlled strain Rheometer (TA instruments) equipped with a Peltier heating plate and using a 25 mm parallel plate. The method used was a temperature sweep from high to low temperatures, in temperature steps of 5 °C, a soak (equilibration) time of 120 seconds between each temperature and at a constant frequency of 1 Hz.

DETAILED DESCRIPTION

[0021] In the following description, it is understood that other embodiments may be utilized and structural and operational changes may be made without departure from the scope of the present embodiments disclosed herein.

[0022] As used herein, the term "alkyl" refers to an aliphatic hydrocarbon group. The alkyl moiety may be a "saturated alkyl" group, which means that it does not contain any alkene or alkyne moieties. The alkyl moiety may also be an "unsaturated alkyl" moiety, which means that it contains at least one alkene or alkyne moiety. An "alkene" moiety refers to a group consisting of at least two carbon atoms and at least one carbon-carbon double bond, and an "alkyne" moiety refers to a group consisting of at least two carbon atoms and at least one carbon-carbon triple bond. The alkyl moiety, whether saturated or unsaturated, may be branched, straight chain, or cyclic.

[0023] The alkyl group may have 1 to 40 carbon atoms (whenever it appears herein, a numerical range such as "1 to 40" refers to each integer in the given range; e.g., "1 to 40 carbon atoms" means that the alkyl group may consist of 1 carbon atom, 2 carbon atoms, 3 carbon atoms, etc., up to and including 40 carbon atoms, although the present definition also covers the occurrence of the term "alkyl" where no numerical range is designated). The alkyl group may also be a medium size alkyl having 1 to 10 carbon atoms. The alkyl group could also be a lower alkyl having 1 to 4 carbon atoms. The alkyl group of the compounds of the invention may be designated as "C₁-C₄ alkyl" or similar designations. By way of example only, "C₁-C₄ alkyl" indicates that there are one to four carbon atoms in the alkyl chain, i.e., the alkyl chain is selected from the group consisting of methyl, ethyl, propyl, iso-propyl, n-butyl, iso-butyl, sec-butyl, and t-butyl.

[0024] The alkyl group may be substituted or unsubstituted. When substituted, any group(s) besides hydrogen can be the substituent group(s). When substituted, the substituent group(s) is(are) one or more group(s) individually and independently selected from the following non-limiting illustrative list: alkyl, cycloalkyl, hydroxy, alkoxy, cyano, halo, and amino, including mono- and di-substituted amino groups. Typical alkyl groups include, but are in no way limited to, methyl, ethyl, propyl, isopropyl, butyl, isobutyl, tertiary butyl, pentyl, hexyl, ethenyl, propenyl, butenyl, cyclopropyl,

cyclobutyl, cyclopentyl, cyclohexyl, and the like. Each substituent group may be further substituted.

[0025] The term “aryl,” as used herein, alone or in combination, means a carbocyclic aromatic system containing one, two or three rings wherein such rings may be attached together in a pendent manner or may be fused. The term “aryl,” embraces aromatic radicals such as benzyl, phenyl, naphthyl, anthracenyl, and biphenyl.

[0026] The term “arylalkyl” as used herein, alone or in combination, refers to an aryl group attached to the parent molecular moiety through an alkyl group.

[0027] Phase change ink technology broadens printing capability and customer base across many markets, and the diversity of printing applications will be facilitated by effective integration of printhead technology, print process and ink materials. The phase change ink compositions are characterized by being solid at room temperature (RT) (*e.g.*, 20-27 °C) and molten at an elevated temperature at which the molten ink is applied to a substrate. As discussed above, while current ink options are successful for porous paper substrates, these options are not always satisfactory for coated paper substrates.

[0028] It was previously discovered that using a mixture of crystalline and amorphous small molecule compounds in solid ink formulations provides robust inks, and in particular, solid inks which demonstrate robust images on coated paper. (U.S. Patent No. 8,506,040 entitled “Solid Ink Compositions Comprising Crystalline-Amorphous Mixtures” to Jennifer L. Belelie et al., (Attorney Docket No. 20101286-390681) filed April 27, 2011. Print samples made with such phase change inks demonstrate better robustness with respect to scratch, fold, and fold offset as compared to currently available phase change inks.

[0029] However, the present inventors discovered that in many cases mixtures made of crystalline and amorphous materials with optional dye colorant solidify slowly when printed on substrates from a molten state. Such slow solidifying inks are not suitable for high speed printing environments, like for example production printing, where printing at speeds higher than 100 feet

per minute is required. Solidification of the ink is due to crystallization of the crystalline component in the ink when cooling.

[0030] The inventors have found that fast crystallization of a composition made of a crystalline and an amorphous component is not an inherent property of the composition.

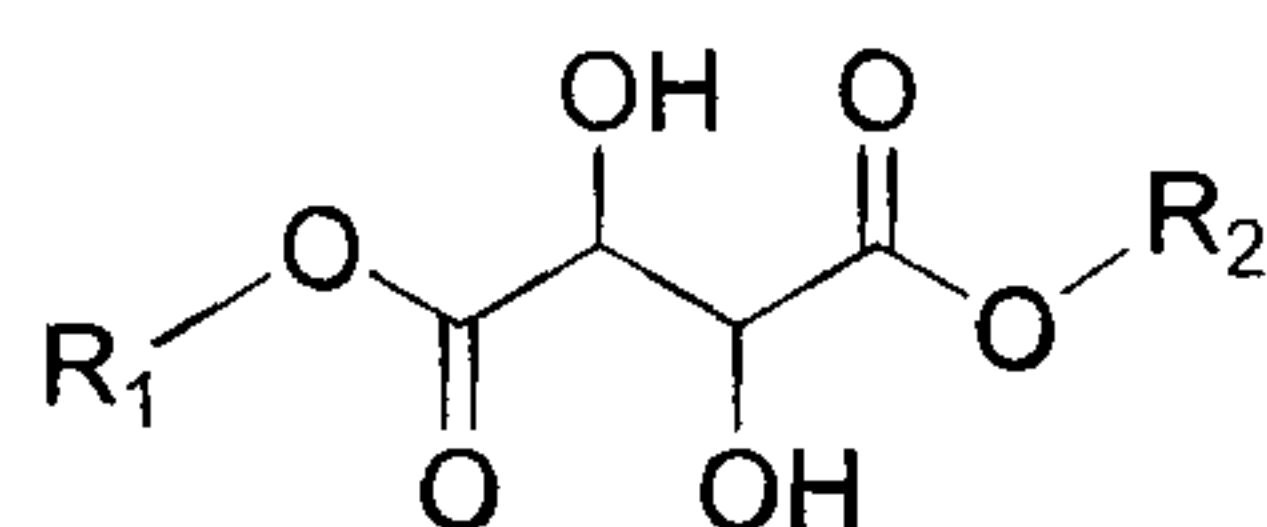
[0031] The present embodiments provide novel phase change ink compositions comprising crystalline amide materials and amorphous materials which crystallize fast and are therefore suitable for high speed ink jet printing, including printing on coated paper.

[0032] The present embodiments provide a new type of ink jet phase change ink composition which comprises a blend of (1) crystalline and (2) amorphous compounds, generally in a weight ratio of from about 60:40 to about 95:5, respectively. In more specific embodiments, the weight ratio of the crystalline to amorphous compound is from about 65:35 to about 95:5, or is from about 70:30 to about 90:10, or is from about 70:30 to about 80:20.

[0033] Each compound or component imparts specific properties to the phase change inks, and the resulting inks incorporating a blend of these amorphous and crystalline compounds demonstrate excellent robustness on uncoated and coated substrates. The crystalline compound in the ink formulation drives the phase change through rapid crystallization on cooling. The crystalline compound also sets up the structure of the final ink film and creates a hard ink by reducing the tackiness of the amorphous compound. The amorphous compounds provide tackiness and impart robustness to the printed ink.

[0034] THE AMORPHOUS COMPOUND

Generally, the amorphous compound is comprises an ester of tartaric acid of Formula I



Formula I

wherein each R₁ and R₂, is independently an alkyl group, wherein the alkyl can be straight, branched or cyclic, saturated or unsaturated, substituted or

unsubstituted, having from about 1 to about 40 carbon atoms, or an substituted or unsubstituted aromatic or heteroaromatic group, and mixtures thereof. In certain embodiments, each R_1 and R_2 is independently a cyclohexyl group optionally substituted with one or more alkyl group(s) selected from methyl, ethyl, n-propyl, isopropyl, n-butyl and t-butyl. In certain embodiments, R_1 and R_2 are each 2-isopropyl-5-methylcyclohexyl.

[0035] Referring to Formula I, in certain embodiments, one of R_1 and R_2 is 2-isopropyl-5-methylcyclohexyl, and the other one of R_1 and R_2 is 2-isopropyl-5-methylcyclohexyl, 4-t-butylcyclohexyl, or cyclohexyl, or one of R_1 and R_2 is 4-t-butylcyclohexyl, and the other one of R_1 and R_2 is cyclohexyl. In certain embodiment, R_1 and R_2 are each 2-isopropyl-5-methylcyclohexyl. In certain embodiment, R_1 is 2-isopropyl-5-methylcyclohexyl and R_2 is 4-t-butylcyclohexyl. In certain embodiment, R_1 is 2-isopropyl-5-methylcyclohexyl and R_2 is cyclohexyl. In certain embodiment, R_1 is 4-t-butylcyclohexyl and R_2 is cyclohexyl.

[0036] Referring to Formula II, in certain embodiments, one of R_3, R_4 and R_5 is 2-isopropyl-5-methylcyclohexyl, and the other one of R_3, R_4 and R_5 is 2-isopropyl-5-methylcyclohexyl, 4-t-butylcyclohexyl, or cyclohexyl, or one of R_3, R_4 and R_5 is 4-t-butylcyclohexyl, and the other one of R_3, R_4 and R_5 is cyclohexyl. In certain embodiment, R_3, R_4 and R_5 are each 2-isopropyl-5-methylcyclohexyl. In certain embodiment, R_3 is 2-isopropyl-5-methylcyclohexyl and R_4 and R_5 are each 4-t-butylcyclohexyl. In certain embodiment, R_3 is 2-isopropyl-5-methylcyclohexyl and R_4 and R_5 are each cyclohexyl. In certain embodiment, R_3 is 4-t-butylcyclohexyl and R_4 and R_5 are each cyclohexyl.

[0037] The tartaric acid backbone is selected from L-(+)-tartaric acid, D-(-)-tartaric acid, DL-tartaric acid, or mesotartaric acid, and mixtures thereof. Depending on the R groups and the stereochemistries of tartaric acid, the esters could form crystals or stable amorphous compounds. In specific embodiments, the amorphous compound is selected from the group consisting of di-L-menthyl L-tartrate, di-DL-menthyl L-tartrate (DMT), di-L-menthyl DL-tartrate, di-DL-menthyl DL-tartrate, and any stereoisomers and mixtures thereof.

[0038] In particular, di-DL-menthyl L-tartrate (DMT) was found to be especially suitable for use as an amorphous compound in the present ink embodiments. Previous compounds found to be suitable for the amorphous component of the ink were esters of citric acid, as disclosed in U.S. Patent No. 8,328,924 filed on April 27, 2011. In that application, an amorphous tri-DL-menthyl citrate (TMC) was tested and demonstrated robust printing on a coated substrate. TMC is a desirable amorphous candidate which affords suitable thermal and rheological properties as well imparts robustness to the print images. Upon further materials screening, DMT was shown to be a promising amorphous material having similar properties to TMC, as shown in **Figure 1**.

[0039] To synthesize the amorphous component, tartaric acid was reacted with a variety of alcohols to make di-esters as shown in the synthesis scheme shown in U.S. Patent No. 8,500,896. Suitable alcohols to be used with the present embodiments may be selected from the group consisting of alkyl alcohol, wherein the alkyl portion of the alcohol can be straight, branched or cyclic, saturated or unsaturated, substituted or unsubstituted, having from about 1 to about 40 carbon atoms, or a substituted or unsubstituted aromatic or heteroaromatic group, and mixtures thereof. A variety of alcohols may be used in the esterification such as, for example, menthol, isomenthol, neomenthol, isoneomenthol and any stereoisomers and mixtures thereof. Mixtures of aliphatic alcohols may be used in the esterification. Suitable alcohols used in mixed reactions include cyclohexanol and substituted cyclohexanols (e.g., 2, 3 or 4-t-Butyl cyclohexanol). For example, a mixture of two aliphatic alcohols may be used in the esterification. The molar ratios of the aliphatic alcohols may be from 25:75 to 75:25, from 40:60 to 60:40, or about 50:50.

[0040] In embodiments, two or more molar equivalents of alcohol may be used in the reaction to produce the di-esters of tartaric acid. If one molar equivalent of alcohol is used, the result is mostly mono-esters.

[0041] The amorphous compounds are synthesized by an esterification reaction of tartaric acid. These materials show relatively low viscosity ($< 10^2$ centipoise (cps), or from about 1 to about 100 cps, or from about 5 to about

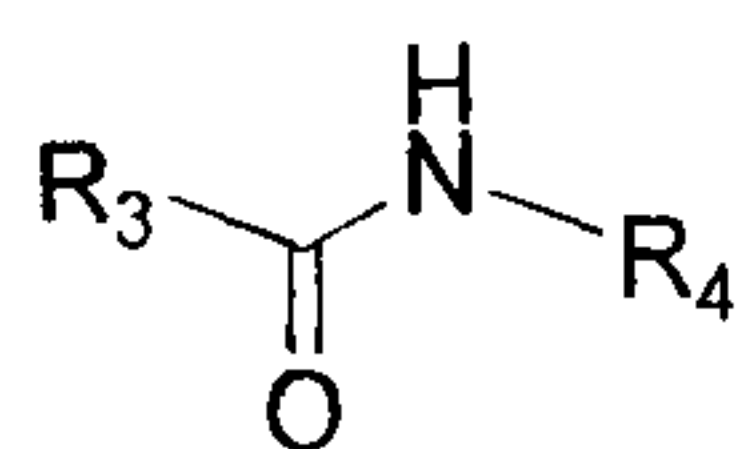
95 cps) near the jetting temperature ($\leq 140^{\circ}\text{C}$, or from about 100 to about 140°C , or from about 105 to about 140°C) but very high viscosity ($> 10^5$ cps) at room temperature.

[0042] In embodiments, the amorphous compounds are formulated with a crystalline compound to form a phase change ink composition. The ink compositions show good rheological profiles. Print samples created by the phase change ink composition on coated paper by K-proof exhibit excellent robustness. Furthermore, using tartaric acid as an ester base has additional advantages of being derived from a potential bio-derived source.

[0043] In embodiments, the phase change ink composition is obtained by using amorphous compounds synthesized from tartaric acid and at least one alcohol in an esterification reaction. The phase change ink composition comprises the amorphous compound in combination with a crystalline compound and a colorant. The present embodiments comprise a balance of amorphous and crystalline compounds to realize a sharp phase transition from liquid to solid and facilitate hard and robust printed images, while maintaining a desired level of viscosity. Prints made with this ink demonstrated advantages over commercially available inks, such as for example, better robustness against scratch. Thus, the present esters of tartaric acid, which provide amorphous compounds for the phase change inks, have been discovered to produce robust inks having desirable rheological profiles and that meet the many requirements for inkjet printing.

[0044] THE CRYSTALLINE COMPOUND

[0045] Generally, the crystalline compound has the following structure:

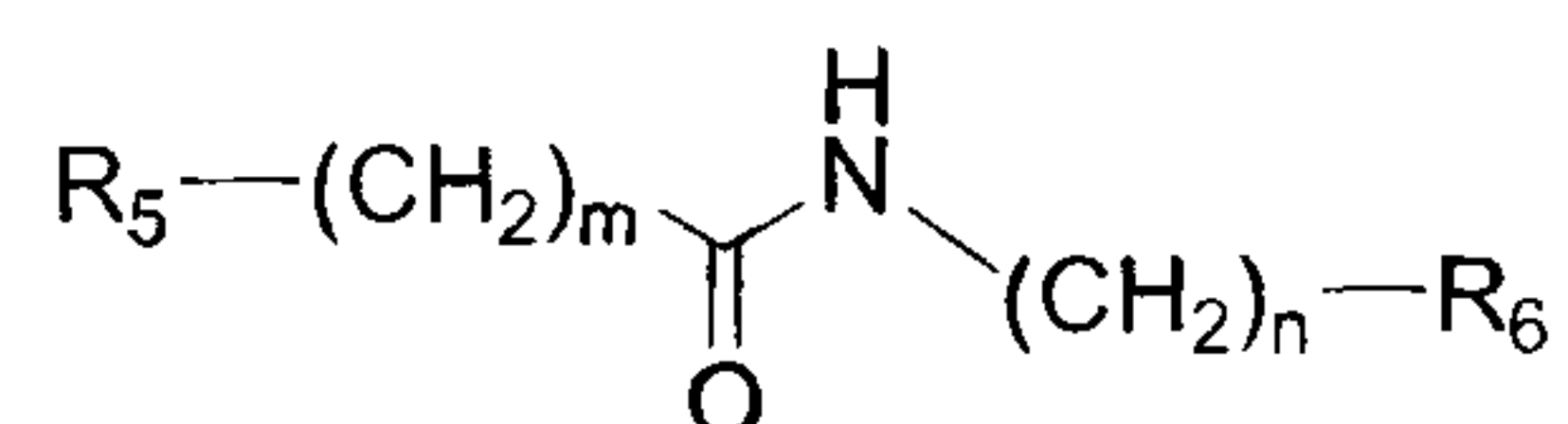


Formula II

wherein R_3 and R_4 can be the same or different, each R_3 and R_4 is independently selected from the group consisting of (i) an alkyl group, which can be a linear or branched, cyclic or acyclic, substituted or unsubstituted, saturated or unsaturated, alkyl group, and wherein heteroatoms may optionally be present in the alkyl group, in embodiments, having from about 1

to about 40 carbon atoms, from about 1 to about 20 carbon atoms, or from about 1 to about 10 carbon atoms, (ii) an arylalkyl group, which can be a substituted or unsubstituted arylalkyl group, wherein the alkyl portion of arylalkyl group can be linear or branched, cyclic or acyclic, substituted or unsubstituted, saturated or unsaturated, and wherein heteroatoms may optionally be present in either the aryl portion or the alkyl portion of the arylalkyl group, in embodiments, having from about 4 to about 40 carbon atoms, from about 7 to about 20 carbon atoms, or from about 7 to about 12 carbon atoms and (iii) an aromatic group, which can be a substituted or unsubstituted aromatic group wherein the substituent can be a linear, branched, cyclic or acyclic alkyl group and, wherein heteroatoms may optionally be present in the aromatic group, having from about 3 to about 40 carbon atoms, from about 6 to about 20 carbon atoms, or from about 6 to about 10 carbon atoms.

[0046] In certain embodiments, the crystalline compound has the following structure:



Formula III

wherein each R_5 and R_6 is independently aryl, or heteroaryl, optionally substituted with one or more alkyl, alkoxy, $-\text{NH}_2$, $-\text{CN}$, or $-\text{OH}$; m is from 0 to 6, n is from 0 to 6. In certain embodiments, each R_5 and R_6 is independently phenyl or naphthyl, optionally substituted with one or more methyl, ethyl, methoxy, ethoxy, $-\text{NH}_2$, $-\text{CN}$, or $-\text{OH}$. In certain embodiments, each R_5 and R_6 is phenyl. In certain embodiments, m is from 0 to 2. In certain embodiments, n is from 0 to 2. In certain embodiments, each R_5 and R_6 is an optionally substituted phenyl.

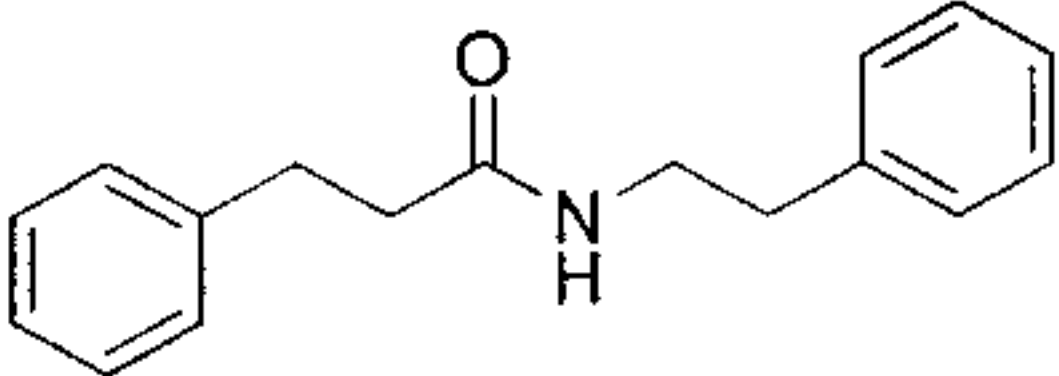
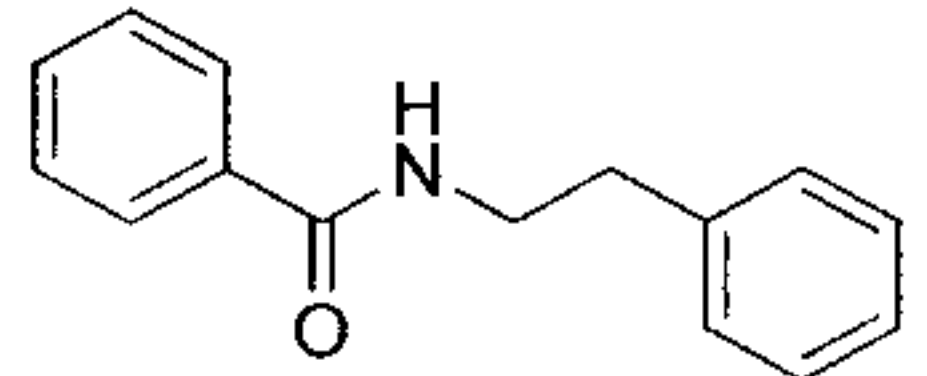
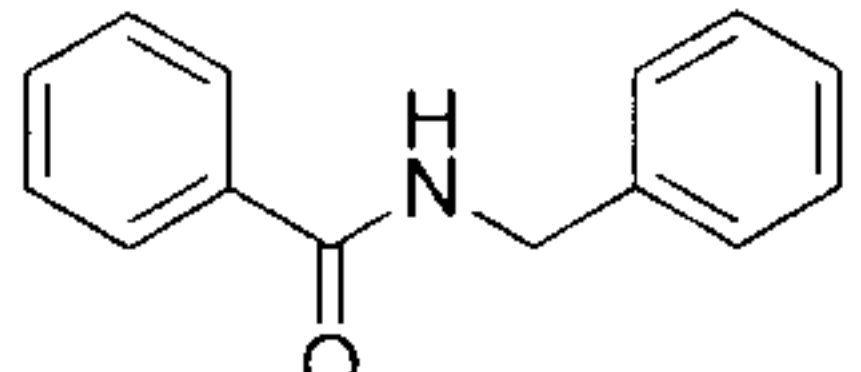
[0047] In certain embodiments, R_3 is $-(\text{CH}_2)_m\text{---}\text{R}_5$, wherein aryl, or heteroaryl, optionally substituted with one or more alkyl, alkoxy, $-\text{NH}_2$, $-\text{CN}$, or $-\text{OH}$; and m is from 0 to 6.

[0048] In certain embodiments, R_4 is $-(\text{CH}_2)_m\text{---}\text{R}_6$, wherein aryl, or heteroaryl, optionally substituted with one or more alkyl, alkoxy, $-\text{NH}_2$, $-\text{CN}$, or $-\text{OH}$; and n is from 0 to 6.

[0049] For the aromatic amides, three specific candidates were selected for experimental data: *N*-phenethylhydrocinnamide, *N*-phenethylbenzamide, and *N*-benzylbenzamide. The synthesis of *N*-phenethylhydrocinnamide and *N*-phenethylbenzamide are described in U.S. Patent No. 8,328,924. *N*-benzylbenzamide was purchased from Sigma-Aldrich (St. Louis, Missouri).

[0050] All of the materials exhibited very sharp transitions within the desirable temperature range, as shown by the thermal properties described in **Table 1**. This data indicates that the materials have desirable properties for the phase changing material of the ink. The relatively narrow gap between melting temperature (T_{melt}) and crystallization temperature (T_{crys}) translates to a rapid phase change, making these materials especially good candidates for the crystalline compound of the ink.

Table 1

Amide No.	Structure	T_{melt} (°C)*	T_{crys} (°C)*	$T_{\text{melt}} - T_{\text{crys}}$ (°C)	Miscibility with DMT
1		98	71	27	Miscible
2		117	100	17	Miscible
3		106	69	37	Miscible

* The DSC data was obtained on a Q1000 Differential Scanning Calorimeter (TA Instruments) at a rate of 10°C/min from -50 to 200 to -50°C.

[0051] In certain embodiments, the crystalline materials are from a class of aromatic amide compounds which were shown to be miscible with an amorphous material. Aromatic amides are known in literature and available from commercial sources, however, their properties vary depending on chemical structure. The present embodiments use selected aromatic amides as the crystalline compound to provide desirable properties for phase change

inks. The crystalline materials show sharp crystallization, relatively low viscosity ($\leq 10^1$ centipoise (cps), or from about 0.5 to about 20 cps, or from about 1 to about 15 cps) at a temperature of about 140°C, but very high viscosity ($> 10^6$ cps) at room temperature. These materials have a melting temperature (T_{melt}) of less than 150°C, or from about 65 to about 150 °C, or from about 66 to about 145 °C, and a crystallization temperature (T_{crys}) of greater than 60°C, or from about 60 to about 140 °C, or from about 65 to about 120 °C. The ΔT between T_{melt} and T_{crys} is less than about 55°C.

[0052] These properties demonstrate that these aromatic amides are well-suited for acting as the crystalline compound of the phase change ink of the present embodiments.

[0053] In the present embodiments, the phase change ink composition may also comprise the crystalline and amorphous material in combination with a colorant. The present embodiments comprise a balance of amorphous and crystalline materials to realize a sharp phase transition from liquid to solid and facilitate hard and robust printed images, while maintaining a desired level of viscosity. Prints made with this ink demonstrated advantages over commercially available inks, such as for example, better robustness against scratch. Thus, the resulting ink compositions comprising a blend of the crystalline and amorphous compounds show desirable rheological profiles and that meet the many requirements for ink jet printing.

[0054] The ink composition, in specific embodiments, comprises a colorant, which may be a pigment or dye, present in the ink composition in an amount of at least from about 0.1 percent to about 50 percent by weight, or at least from about 0.2 percent to about 20 percent by weight, or from about 0.5 percent to about 10 percent by weight of the total weight of the ink composition. In embodiments, the crystalline material is present an amount of from about 60 percent to about 95 percent by weight, or from about 65 percent to about 95 percent by weight, or from about 70 percent to about 90 percent by weight of the total weight of the ink composition. In embodiments, the amorphous material is present in an amount of from about 5 percent to about 40 percent by weight, or from about 5 percent to about 35 percent by weight, or from about 10 percent to about 30 percent by weight of the total weight of the ink composition.

[0055] In embodiments, in the molten state, the resulting solid ink has a viscosity of from about 1 to about 22 cps, or from about 4 to about 15 cps, or from about 6 to about 12 cps, at a the jetting temperature. The jetting temperature is typically comprised in a range from about 100 °C to about 140°C. In embodiments, the solid ink has a viscosity of about $> 10^5$ cps, at room temperature. In embodiments, the solid ink has a T_{melt} of from about 65 to about 140 °C from about 80 to about 135°C and a T_{crys} of from about 40 to about 140°C, or from about 45 to about 130°C, from about 50 to about 120°C, as determined by DSC at a rate of 10 °C/min.

[0056] The ink of embodiments may further include conventional additives to take advantage of the known functionality associated with such conventional additives. Such additives may include, for example, at least one antioxidant, defoamer, slip and leveling agents, clarifier, viscosity modifier, adhesive, plasticizer and the like.

[0057] The ink may optionally contain antioxidants to protect the images from oxidation and also may protect the ink components from oxidation while existing as a heated melt in the ink reservoir. Examples of suitable antioxidants include N,N'-hexamethylene bis(3,5-di-tert-butyl-4-hydroxy hydrocinnamamide) (IRGANOX™ 1098, available from BASF), 2,2-bis(4-(2-(3,5-di-tert-butyl-4-hydroxyhydrocinnamoyloxy)) ethoxyphenyl)propane (TOPANOL-205™, available from Vertullus), tris(4-tert-butyl-3-hydroxy-2,6-dimethyl benzyl)isocyanurate (Aldrich), 2,2'-ethylidene bis(4,6-di-tert-butylphenyl)fluoro phosphonite (ETHANOX-398™, available from Albermarle Corporation), tetrakis(2,4-di-tert-butylphenyl)-4,4'-biphenyl diphosphonite (Aldrich), pentaerythritol tetrastearate (TCI America), tributylammonium hypophosphite (Aldrich), 2,6-di-tert-butyl-4-methoxyphenol (Aldrich), 2,4-di-tert-butyl-6-(4-methoxybenzyl)phenol (Aldrich), 4-bromo-2,6-dimethylphenol (Aldrich), 4-bromo-3,5-dimethylphenol (Aldrich), 4-bromo-2-nitrophenol (Aldrich), 4-(diethyl aminomethyl)-2,5-dimethylphenol (Aldrich), 3-dimethylaminophenol (Aldrich), 2-amino-4-tert-amylphenol (Aldrich), 2,6-bis(hydroxymethyl)-p-cresol (Aldrich), 2,2'-methylenediphenol (Aldrich), 5-(diethylamino)-2-nitrosophenol (Aldrich), 2,6-dichloro-4-fluorophenol (Aldrich), 2,6-dibromo fluoro phenol (Aldrich), α -trifluoro-o-creso-1 (Aldrich), 2-bromo-4-fluorophenol (Aldrich), 4-fluorophenol (Aldrich), 4-chlorophenyl-2-chloro-1,1,2-

tri-fluoroethyl sulfone (Aldrich), 3,4-difluoro phenylacetic acid (Aldrich), 3-fluorophenylacetic acid (Aldrich), 3,5-difluoro phenylacetic acid (Aldrich), 2-fluorophenylacetic acid (Aldrich), 2,5-bis (trifluoromethyl) benzoic acid (Aldrich), ethyl-2-(4-(4-(trifluoromethyl)phenoxy)phenoxy)propionate (Aldrich), tetrakis (2,4-di-tert-butyl phenyl)-4,4'-biphenyl diphosphonite (Aldrich), 4-tert-amyl phenol (Aldrich), 3-(2H-benzotriazol-2-yl)-4-hydroxy phenethylalcohol (Aldrich), NAUGARD™ 76, NAUGARD™ 445, NAUGARD™ 512, AND NAUGARD™ 524 (manufactured by Chemtura Corporation), and the like, as well as mixtures thereof. The antioxidant, when present, may be present in the ink in any desired or effective amount, such as from about 0.25 percent to about 10 percent by weight of the ink or from about 1 percent to about 5 percent by weight of the ink.

[0058] In embodiments, the phase change ink compositions described herein also include a colorant. The ink of the present embodiments can thus be one with or without colorants. Any desired or effective colorant can be employed in the phase change ink compositions, including dyes, pigments, mixtures thereof, and the like, provided that the colorant can be dissolved or dispersed in the ink carrier. Any dye or pigment may be chosen, provided that it is capable of being dispersed or dissolved in the ink carrier and is compatible with the other ink components. The phase change carrier compositions can be used in combination with conventional phase change ink colorant materials, such as Color Index (C.I.) Solvent Dyes, Disperse Dyes, modified Acid and Direct Dyes, Basic Dyes, Sulphur Dyes, Vat Dyes, and the like. Examples of suitable dyes include Neozapon Red 492 (BASF); Orasol Red G (Pylam Products); Direct Brilliant Pink B (Oriental Giant Dyes); Direct Red 3BL (Classic Dyestuffs); Supranol Brilliant Red 3BW (Bayer AG); Lemon Yellow 6G (United Chemie); Light Fast Yellow 3G (Shaanxi); Aizen Sylon Yellow C-GNH (Hodogaya Chemical); Bemachrome Yellow GD Sub (Classic Dyestuffs); Cartasol Brilliant Yellow 4GF (Clariant); Cibanone Yellow 2G (Classic Dyestuffs); Orasol Black RLI (BASF); Orasol Black CN (Pylam Products); Savinyl Black RLSN (Clariant); Pyrazol Black BG (Clariant); Morfast Black 101 (Rohm & Haas); Diaazol Black RN (ICI); Thermoplast Blue 670 (BASF); Orasol Blue GN (Pylam Products); Savinyl Blue GLS (Clariant); Luxol Fast Blue MBSN (Pylam Products); Sevron Blue 5GMF (Classic

Dyestuffs); Basacid Blue 750 (BASF); Keyplast Blue (Keystone Aniline Corporation); Neozapon Black X51 (BASF); Classic Solvent Black 7 (Classic Dyestuffs); Sudan Blue 670 (C.I. 61554) (BASF); Sudan Yellow 146 (C.I. 12700) (BASF); Sudan Red 462 (C.I. 26050) (BASF); C.I. Disperse Yellow 238; Neptune Red Base NB543 (BASF, C.I. Solvent Red 49); Neopen Blue FF-4012 (BASF); Lampronol Black BR (C.I. Solvent Black 35) (ICI); Morton Morplas Magenta 36 (C.I. Solvent Red 172); metal phthalocyanine colorants such as those disclosed in U.S. Pat. No. 6,221,137 and the like. Polymeric dyes can also be used, such as those disclosed in, for example, U.S. Pat. No. 5,621,022 and U.S. Pat. No. 5,231,135 and commercially available from, for example, Milliken & Company as Milliken Ink Yellow 869, Milliken Ink Blue 92, Milliken Ink Red 357, Milliken Ink Yellow 1800, Milliken Ink Black 8915-67, uncut Reactint Orange X-38, uncut Reactint Blue X-17, Solvent Yellow 162, Acid Red 52, Solvent Blue 44, and uncut Reactint Violet X-80.

[0059] Pigments are also suitable colorants for the phase change inks. Examples of suitable pigments include PALIOGEN™ Violet 5100 (BASF); PALIOGEN™ Violet 5890 (BASF); HELIOGEN™ Green L8730 (BASF); LITHOL™ Scarlet D3700 (BASF); SUNFAST™ Blue 15:4 (Sun Chemical); Hostaperm Blue B2G-D (Clariant); Hostaperm Blue B4G (Clariant); Permanent Red P-F7RK; Hostaperm Violet BL (Clariant); LITHOL™ Scarlet 4440 (BASF); Bon Red C (Dominion Color Company); ORACET™ Pink RF (BASF); PALIOGEN™ Red 3871 K (BASF); SUNFAST Blue 15:3 (Sun Chemical); PALIOGEN™ Red 3340 (BASF); SUNFAST Carbazole Violet 23 (Sun Chemical); LITHOL™ Fast Scarlet L4300 (BASF); SUNBRITE™ Yellow 17 (Sun Chemical); HELIOGEN™ Blue L6900, L7020 (BASF); SUNBRITE™ Yellow 74 (Sun Chemical); SPECTRA PAC C Orange 16 (Sun Chemical); HELIOGEN™ Blue K6902, K6910 (BASF); SUNFAST Magenta 122 (Sun Chemical); HELIOGEN™ Blue D6840, D7080 (BASF); Sudan Blue OS (BASF); NEOPEN™ Blue FF4012 (BASF); PV Fast Blue B2GO1 (Clariant); IRGALITE™ Blue GLO (BASF); PALIOGEN™ Blue 6470 (BASF); Sudan Orange G (Aldrich), Sudan Orange 220 (BASF); PALIOGEN™ Orange 3040 (BASF); PALIOGEN™ Yellow 152, 1560 (BASF); LITHOL™ Fast Yellow 0991 K (BASF); PALIOTOL™ Yellow 1840 (BASF); NOVOPERM™ Yellow

FGL (Clariant); Ink Jet Yellow 4G VP2532 (Clariant); Toner Yellow HG (Clariant); Lumogen Yellow D0790 (BASF); Suco-Yellow L1250 (BASF); Suco-Yellow D1355 (BASF); Suco Fast Yellow D1355, D1351 (BASF); HOSTAPERM Pink E 02 (Clariant); Hansa Brilliant Yellow 5GX03 (Clariant); Permanent Yellow GRL 02 (Clariant); Permanent Rubine L6B 05 (Clariant); FANAL Pink D4830 (BASF); CINQUASIA™ Magenta (DU PONT); PALIOGEN™ Black L0084 (BASF); Pigment Black K801 (BASF); and carbon blacks such as REGAL 330™ (Cabot), Nipex 150 (Evonik) Carbon Black 5250 and Carbon Black 5750 (Columbia Chemical), and the like, as well as mixtures thereof.

[0060] Pigment dispersions in the ink base may be stabilized by synergists and dispersants. Generally, suitable pigments may be organic materials or inorganic.

[0061] Also suitable are the colorants disclosed in U.S. Pat. No. 6,472,523, U.S. Pat. No. 6,726,755, U.S. Pat. No. 6,476,219, U.S. Pat. No. 6,576,747, U.S. Pat. No. 6,713,614, U.S. Pat. No. 6,663,703, U.S. Pat. No. 6,755,902, U.S. Pat. No. 6,590,082, U.S. Pat. No. 6,696,552, U.S. Pat. No. 6,576,748, U.S. Pat. No. 6,646,111, U.S. Pat. No. 6,673,139, U.S. Pat. No. 6,958,406, U.S. Pat. No. 6,821,327, U.S. Pat. No. 7,053,227, U.S. Pat. No. 7,381,831 and U.S. Pat. No. 7,427,323.

[0062] In embodiments, solvent dyes are employed. An example of a solvent dye suitable for use herein may include spirit soluble dyes because of their compatibility with the ink carriers disclosed herein. Examples of suitable spirit solvent dyes include Neozapon Red 492 (BASF); Orasol Red G (Pylam Products); Direct Brilliant Pink B (Global Colors); Aizen Spilon Red C-BH (Hodogaya Chemical); Kayanol Red 3BL (Nippon Kayaku); Spirit Fast Yellow 3G; Aizen Spilon Yellow C-GNH (Hodogaya Chemical); Cartasol Brilliant Yellow 4GF (Clariant); Pergasol Yellow 5RA EX (Classic Dyestuffs); Orasol Black RLI (BASF); Orasol Blue GN (Pylam Products); Savinyl Black RLS (Clariant); Morfast Black 101 (Rohm and Haas); Thermoplast Blue 670 (BASF); Savinyl Blue GLS (Sandoz); Luxol Fast Blue MBSN (Pylam); Sevron Blue 5GMF (Classic Dyestuffs); Basacid Blue 750 (BASF); Keyplast Blue (Keystone Aniline Corporation); Neozapon Black X51 (C.I. Solvent Black, C.I. 12195) (BASF); Sudan Blue 670 (C.I. 61554) (BASF); Sudan Yellow 146 (C.I.

12700) (BASF); Sudan Red 462 (C.I. 260501) (BASF), mixtures thereof and the like.

[0063] The colorant may be present in the phase change ink in any desired or effective amount to obtain the desired color or hue such as, for example, at least from about 0.1 percent by weight of the ink to about 50 percent by weight of the ink, at least from about 0.2 percent by weight of the ink to about 20 percent by weight of the ink, and at least from about 0.5 percent by weight of the ink to about 10 percent by weight of the ink.

[0064] In embodiments, in the molten state, the ink carriers for the phase change inks may have a viscosity of from about 1 to about 22 cps, or from about 4 to about 15 cps, or from about 6 to about 12 cps, at the jetting temperature. The jetting temperature is typically comprised in a range from about 100 °C to about 140°C. In embodiments, the solid ink has a viscosity of about $> 10^6$ cps, at room temperature. In embodiments, the solid ink has a T_{melt} of from about 65 to about 140°C, or from about 70 to about 140°C, from about 80 to about 135°C and a T_{crys} of from about 40 to about 140°C, or from about 45 to about 130°C, from about 50 to about 120°C, as determined by DSC at a rate of 10 °C/min.

[0065] The ink compositions can be prepared by any desired or suitable method. For example, each of the components of the ink carrier can be mixed together, followed by heating, the mixture to at least its melting point, for example from about 60 °C to about 150 °C, 80 °C to about 145 °C and 85 °C to about 140 °C. The colorant may be added before the ink ingredients have been heated or after the ink ingredients have been heated. When pigments are the selected colorants, the molten mixture may be subjected to grinding in an attritor or ball mill apparatus or other high energy mixing equipment to affect dispersion of the pigment in the ink carrier. The heated mixture is then stirred for about 5 seconds to about 30 minutes or more, to obtain a substantially homogeneous, uniform melt, followed by cooling the ink to ambient temperature (typically from about 20 °C to about 25 °C). The inks are solid at ambient temperature. In a specific embodiment, during the formation process, the inks in their molten state are poured into molds and then allowed to cool and solidify to form ink sticks. Suitable ink preparation techniques are

disclosed in U.S. Pat. No. 7,186,762.

[0066] The inks can be employed in apparatus for direct printing ink jet processes and in indirect (offset) printing ink jet applications. Another embodiment disclosed herein is directed to a process which comprises incorporating an ink as disclosed herein into an ink jet printing apparatus, melting the ink, and causing droplets of the melted ink to be ejected in an imagewise pattern onto a recording substrate. A direct printing process is also disclosed in, for example, U.S. Pat. No. 5,195,430. Yet another embodiment disclosed herein is directed to a process which comprises incorporating an ink as disclosed herein into an ink jet printing apparatus, melting the ink, causing droplets of the melted ink to be ejected in an imagewise pattern onto an intermediate transfer member, and transferring the ink in the imagewise pattern from the intermediate transfer member to a final recording substrate. In a specific embodiment, the intermediate transfer member is heated to a temperature above that of the final recording sheet and below that of the melted ink in the printing apparatus. In another specific embodiment, both the intermediate transfer member and the final recording sheet are heated; in this embodiment, both the intermediate transfer member and the final recording sheet are heated to a temperature below that of the melted ink in the printing apparatus; in this embodiment, the relative temperatures of the intermediate transfer member and the final recording sheet can be (1) the intermediate transfer member is heated to a temperature above that of the final recording substrate and below that of the melted ink in the printing apparatus; (2) the final recording substrate is heated to a temperature above that of the intermediate transfer member and below that of the melted ink in the printing apparatus; or (3) the intermediate transfer member and the final recording sheet are heated to approximately the same temperature. An offset or indirect printing process is also disclosed in, for example, U.S. Pat. No. 5,389,958. In one specific embodiment, the printing apparatus employs a piezoelectric printing process wherein droplets of the ink are caused to be ejected in imagewise pattern by oscillations of piezoelectric vibrating elements. Inks as disclosed herein can

also be employed in other hot melt printing processes, such as hot melt acoustic ink jet printing, hot melt thermal ink jet printing, hot melt continuous stream or deflection ink jet printing, and the like. Phase change inks as disclosed herein can also be used in printing processes other than hot melt ink jet printing processes.

[0067] Such robust inks may be used with printing equipment at high speeds. Typically, production digital presses print at a speed comprised from about 100 to 500 or more feet/minute. This requires inks which are capable of solidifying very fast once placed onto the paper, in order to prevent offset of the printed image during fast printing process, where printed paper is either stacked (cut-sheet printers) or rolled (continuous feed printers). Fast crystallization is not a general or inherent property of crystalline-amorphous robust inks. Therefore not all crystalline-amorphous inks are suitable for fast printing. The present inventors have discovered specific crystalline amide compounds which when used in conjunction with specific amorphous compounds provide fast crystallization, therefore enabling fast printing.

[0068] In order to evaluate the suitability of a test ink for fast printing a quantitative method for measuring the rates of crystallization of phase change inks containing crystalline components was developed. TROM (Time-Resolved Optical Microscopy) enables comparison between various test samples and, as a result, is a useful tool for monitoring the progress made with respect to the design of fast crystallizing inks.

[0069] TROM is described in co-pending U.S. Patent Application Publication No. 2013/0286180 entitled "TROM Process for Measuring the Rate of Crystallization of Phase change Inks" to Gabriel Iftime et al., electronically filed on the same day herewith (Attorney Docket No. 20110828-401275).

[0070] Time Resolved Optical Microscopy (TROM) monitors the appearance and the growth of crystals by using Polarized Optical Microscopy (POM). The sample is placed between crossed polarizers of the microscope. Crystalline materials are visible because they are birefringent. Amorphous materials or liquids, similar to, for example, inks in their molten state that do not transmit light, appear black under POM. Thus, POM enables an image contrast when viewing crystalline components and allows for pursuing

crystallization kinetics of crystalline-amorphous inks when cooled from the molten state to a set-temperature. Polarized optical microscopy (POM) enables exceptional image contrast when viewing crystalline components.

[0071] In order to obtain data that allow comparison between different and various samples, standardized TROM experimental conditions were set, with the goal of including as many parameters relevant to the actual printing process. The ink or ink base is sandwiched between 16-25 mm circular thin glass slides of a thickness of 0.2 mm to 0.5 mm. The thickness of the ink layer is kept at 5-25 μm (controlled with fiberglass spacers) which is close to actual printed ink layers. For rate of crystallization measurement, the sample is heated to the expected jetting temperature (viscosity of about 10-12 cps) via an offline hotplate and then transferred to a cooling stage coupled with an optical microscope. The cooling stage is thermostated at a preset temperature which is maintained by controlled supply of heat and liquid nitrogen. This experimental set-up models the expected drum/paper temperature onto which a drop of ink would be jetted in real printing process (40°C for the experiments reported in this disclosure). Crystal formation and growth is recorded with a camera.

[0072] The key steps in the TROM process are illustrated in **Figure 2**, highlighting the key steps in the measuring process with the mainline ink base which contains just amorphous and crystalline components (no dye or pigment). When viewed under POM, the molten and at time zero, the crystalline-amorphous inks appear black as no light is passed through. As the sample crystallizes, the crystalline areas appear brighter. The numbers reported by TROM include: the time from the first crystal (crystallization onset) to the last (crystallization completion).

[0073] The definition of key measured parameters of the TROM process are set forth below:

Time zero (T=0 s) – the molten sample is placed on the cooling stage under microscope

T onset = the time when the first crystal appears

T growth = the duration of the crystal growth from the first crystal (T onset) to the completion of the crystallization (T total)

T total = T onset + T growth

[0074] It should be understood that the crystallization times obtained with the TROM method for selected inks are not identical to what would be the crystallization times of a droplet of ink in an actual printing device. In an actual printing device such as a printer, the ink solidifies much faster. We determined that there is a good correlation between the total crystallization time as measured by the TROM method and the solidification time of an ink in a printer. In the standardized conditions described above, we determined that inks solidify within 10-15 seconds or less measured by the TROM method, are suitable for fast printing, typically at speeds from 100 feet/minute or higher. Therefore, for the purpose of the present disclosure, a rate of crystallization lower than 15 seconds, is considered to be fast crystallizing.

[0075] In certain embodiments, the phase change ink crystallizes in less than 15 seconds.

[0076] Any suitable substrate or recording sheet can be employed, including coated and plain paper. Coated paper includes silica coated papers such as Sharp Company silica coated paper, JuJo paper, HAMMERMILL LASERPRINT paper, and the like, glossy coated papers such as XEROX Digital Color Elite Gloss, Sappi Warren Papers LUSTROGLOSS, specialty papers such as Xerox DURAPAPER, and the like. Plain paper includes such as XEROX 4200 papers, XEROX Image Series papers, Courtland 4024 DP paper, ruled notebook paper, bond paper. Transparency materials, fabrics, textile products, plastics, polymeric films, inorganic recording mediums such as metals and wood, may also be used.

[0077] The inks described herein are further illustrated in the following examples. All parts and percentages are by weight unless otherwise indicated.

[0078] It will be appreciated that various of the above-disclosed and other features and functions, or alternatives thereof, may be desirably combined into many other different systems or applications. Also, various presently unforeseen or unanticipated alternatives, modifications, variations or improvements therein may be subsequently made by those skilled in the art, and are also intended to be encompassed by the following claims.

[0079] While the description above refers to particular embodiments, it will be understood that many modifications may be made without departing

from the scope thereof. The accompanying claims are intended to cover such modifications as would fall within the true scope of embodiments herein.

[0080] The presently disclosed embodiments are, therefore, to be considered in all respects as illustrative, the scope of embodiments being indicated by the appended claims. All changes that come within the meaning of and range of equivalency of the claims are intended to be embraced therein.

EXAMPLES

[0081] The examples set forth herein below and are illustrative of different compositions and conditions that can be used in practicing the present embodiments. All proportions are by weight unless otherwise indicated. It will be apparent, however, that the present embodiments can be practiced with many types of compositions and can have many different uses in accordance with the disclosure above and as pointed out hereinafter.

[0082] Example 1

[0083] **Preparation of Ink Samples**

[0084] DMT shown in U.S. Patent No. 8,500,896 was used as the amorphous compound in the ink. Combinations of each crystalline compound (1.6 grams) shown in **Table 1** and DMT (0.4 grams) were stirred in the molten state at 140°C without dye, then cooled down to obtain the ink base samples. The crystalline:amorphous ratio of the ink samples were 80:20 in weight percent. The crystalline and amorphous materials were well-miscible in this mixing ratio. The formulations are shown in **Table 2** below.

Table 2

Ink ID	Ink Formulation (wt%)					T _{melt} (°C)*	T _{crys} (°C)*
	Amide No. 1	Amide No. 2	Amide No. 3	DMT	Solvent Blue 101		
Ink Base 1	80			20		93	53
Ink Base 2		80		20		110	84

2							
Sample Ink 1 (made from Ink Base 2)		78.4		19.6	2	111	81

* T_{melt} = melting temperature, T_{crys} = crystallization temperature (determined by DSC at a rate of 10 °C/min).

[0085] Among the three ink samples, Ink Base 2 (containing Amide No. 2 *N*-phenethylbenzamide) was identified as providing the most desirable formulation based on DSC data analysis, as shown in **Figure 3** and **Table 2**. **Figure 2** shows that Ink Base 2 melted at about 110°C (T_{melt}) and showed relatively sharp crystallization peak at about 84°C (T_{crys}). Both temperatures were within the desired range and ΔT ($= T_{\text{melt}} - T_{\text{crys}}$) was also small.

[0086] Because of the desirable thermal properties, the formulation ratio of Ink Base 2 was used to make Sample Ink 1 by adding 2 wt% Solvent Blue 101 dye (commercially available from Keystone (Chicago, Illinois)) (ink formulation: Crystalline/Amorphous/Dye = 67.9/29.1/3 (wt%) = 2.72/1.16/0.12 (g)). **Figure 4** shows DSC data of Sample Ink 1. Both T_{melt} and T_{crys} were little affected, and the sample still showed remarkably sharp phase transitions, even when blended with the dye.

[0087] Rheological Properties

[0088] **Figure 5** shows the rheology data of Ink Base 2 and Sample Ink 1. The inks exhibited phase transition to $>10^6$ cps at about 110°C. The phase transition temperature will be adjustable by selection of materials and changing the crystalline/amorphous ratio within the desirable temperature range (65 °C $< T <$ 130 °C). Furthermore, the viscosity above phase transition temperatures were below 10 cps and again adjustable by changing the ratio or blending additives such as a viscosity modifier.

[0089] Ink Characterization

[0090] Comparative data for Ink Base 2 and Sample Ink 1 were obtained for crystallization and are shown in **Table 3** below. Rate of crystallization was measured by Time-Resolved Optical Microscopy (TROM) procedure.

[0091] The data demonstrates that the rates of crystallization were sufficiently fast and not significantly influenced by the presence of dye. Printing tests performed with known inks on high speed printers demonstrated correlation between the rate of crystallization measured by TROM and the solidifying time on the printer. One commercially available ink (Commercial Ink 1) achieved 4 sec crystallization time by TROM and solidifies sufficiently fast when printed with a high speed printer. On the other hand, a competitive ink, also commercially available, which crystallizes in about 25 s in the TROM test was demonstrated to solidify too slowly when printing with the high speed printers on paper. Based on this preliminary data, the expectation is that the ideal ink suitable for fast printing should have a crystallization rate on TROM lower than 15 seconds. As can be seen from **Table 3**, the inks of the present embodiments achieve the desired rate, demonstrating suitability for fast printing.

Table 3

Ink ID	T test (°C)	Time crys onset (s)	Time crys elapsed (s)	Time crys total (s)
Ink Base 2	120	2	10	12
Sample Ink 1	120	3	10	13

[0092] Sample Ink 1 was used for K-proof print test examination on coated paper (DCEG: Xerox digital Color Elite Gloss, 120gsm). A K-proofer (manufactured by RK Print Coat Instrument Ltd., Litlington, Royston, Heris, SG8 0OZ, U.K.) is a common test fixture in a print shop. In this case the K-proofer has been modified to heat the printing plate to melt the phase change ink. The K-Proofer used has three rectangular gravure patterns each approximately 9.4 x 4.7 cm. The cell density of the first rectangle is nominally 100%, the second 80%, and the third 60%. In practice this K-proof plate results in films (or pixels) of about 5 microns in thickness (or height). Test ink is spread over the heated gravure plate and a test print is made by passing a wiping blade across the plate surface immediately followed by a rubber roll

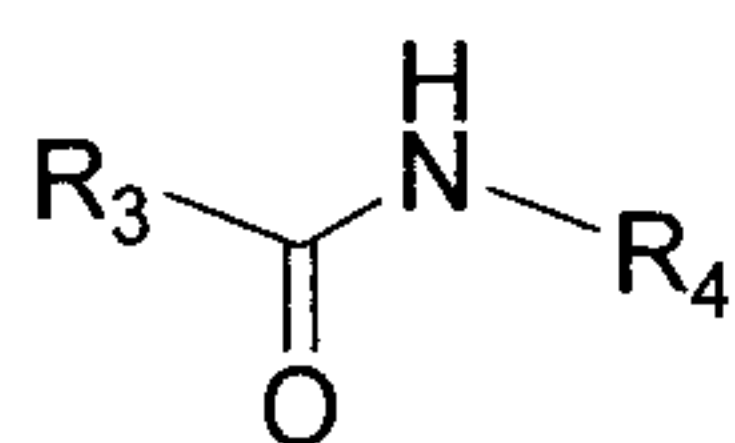
upon which a test paper has been secured. As the paper roll passes ink is transferred from the gravure cells to the paper.

[0085] When a scratch/gouge finger with a curved tip at an angle of about 15° from vertical, with a weight of 528 g applied, was drawn across the image at a rate of approximately 13 mm/s, no ink was visibly removed from the image. The scratch/gouge tip is similar to a lathe round nose cutting bit with radius of curvature of approximately 12 mm.

[0086] The claims, as originally presented and as they may be amended, encompass variations, alternatives, modifications, improvements, equivalents, and substantial equivalents of the embodiments and teachings disclosed herein, including those that are presently unforeseen or unappreciated, and that, for example, may arise from applicants/patentees and others. Unless specifically recited in a claim, steps or components of claims should not be implied or imported from the specification or any other claims as to any particular order, number, position, size, shape, angle, color, or material.

WHAT IS CLAIMED IS:

1. A phase change ink comprising:
an amorphous compound; and
a crystalline compound being an amide having a formula of:

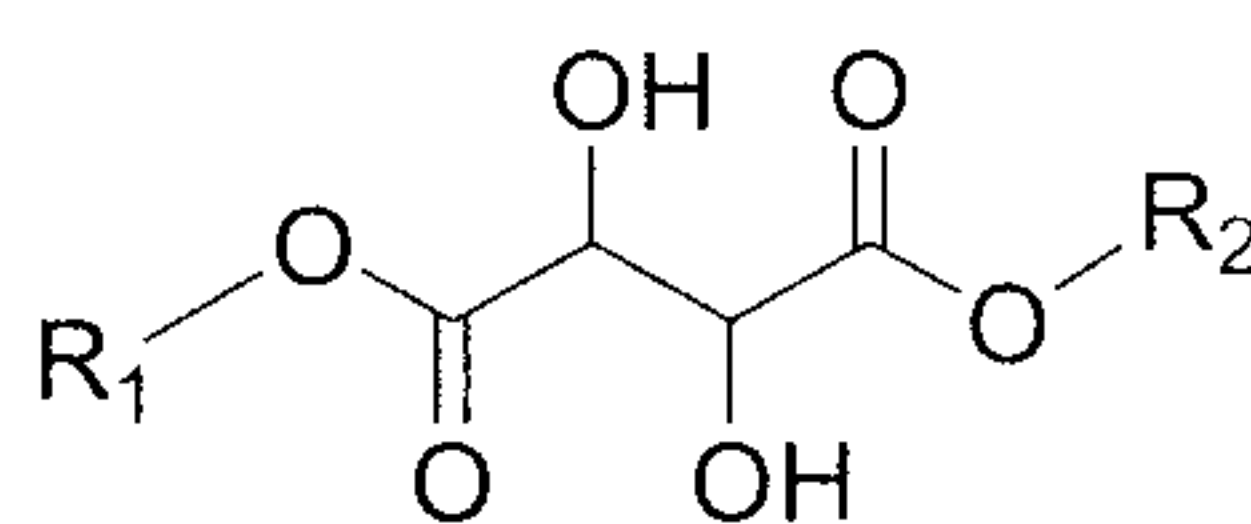


Formula II

wherein each R_3 and R_4 is independently selected from the group consisting of (i) an arylalkyl group, wherein the arylalkyl group is optionally substituted, wherein the alkyl portion of arylalkyl group is optionally linear or branched, cyclic or acyclic, substituted or unsubstituted, saturated or unsaturated, and further wherein heteroatoms are optionally present in either the aryl portion or the alkyl portion of the arylalkyl group having from 4 to 40 carbon atoms, (ii) an aromatic group, wherein the aromatic group is optionally substituted, wherein the substituent is optionally a linear, branched, cyclic or acyclic alkyl group and further wherein heteroatoms are optionally present in the aromatic group having from 3 to 40 carbon atoms, and mixtures thereof; and

wherein the phase change ink crystallizes in less than 15 seconds.

2. The phase change ink of claim 1, wherein the amorphous compound comprises an ester of tartaric acid of Formula I



Formula I

wherein each R_1 and R_2 is independently an alkyl group, wherein the alkyl is straight, branched or cyclic, saturated or unsaturated, substituted or unsubstituted, having from 1 to 40 carbon atoms, or a substituted or unsubstituted aromatic or heteroaromatic group, and mixtures thereof.

3. The phase change ink of claim 2, wherein the tartaric acid backbone is selected from L-(+)-tartaric acid, D-(-)-tartaric acid, DL-tartaric acid, mesotartaric acid, and mixtures thereof.

4. The phase change ink of any one of claims 1 to 3, wherein the amorphous compound is present in an amount of from about 5 percent to about 35 percent by weight of the total weight of the phase change ink.

5. The phase change ink of any one of claims 1 to 4, wherein the crystalline compound is present in an amount of from about 60 percent to about 95 percent by weight of the total weight of the phase change ink.

6. The phase change ink of any one of claims 1 to 5, wherein the crystalline compound of Formula II has a melting temperature (T_{melt}) of less than 150°C and a crystallization temperature (T_{crys}) of greater than 60°C .

7. The phase change ink of any one of claims 1 to 6 further comprising a colorant selected from the group consisting of a pigment, dye and mixtures thereof.

8. The phase change ink of any one of claims 1 to 7, wherein the crystalline compound has a viscosity of less than about 10 cps at a temperature of about 140°C .

9. The phase change ink of any one of claims 1 to 8, wherein the crystalline compound has a viscosity of greater than about 10^6 cps at room temperature.

10. The phase change ink of any one of claims 1 to 9, wherein the amorphous compound has a viscosity of from about 1 to about 100 cps at a temperature of about 140°C .

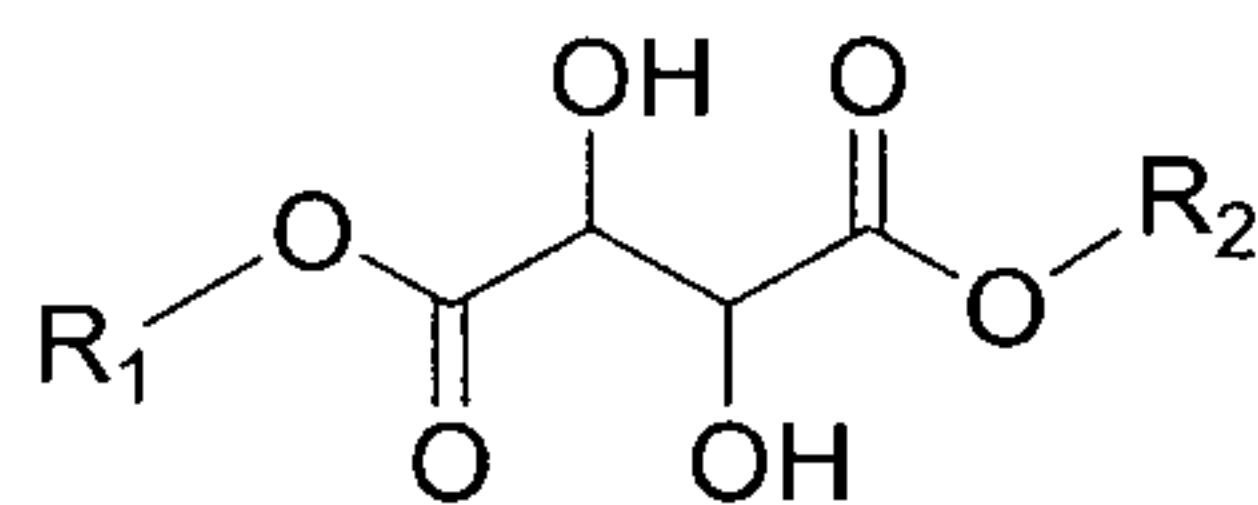
11. The phase change ink of any one of claims 1 to 10, wherein the amorphous compound has a viscosity of greater than about 10^5 cps at room temperature.

12. The phase change ink of any one of claims 1 to 11 having a viscosity of from about 1 to about 22 cps in a jetting range from about 100°C to about 140°C .

13. The phase change ink of claim 12 having a viscosity of from about 4 to about 15 cps in a jetting range from about 100°C to about 140°C .

14. The phase change ink of any one of claims 1 to 13 having a viscosity of greater than about 10^6 cps at room temperature.

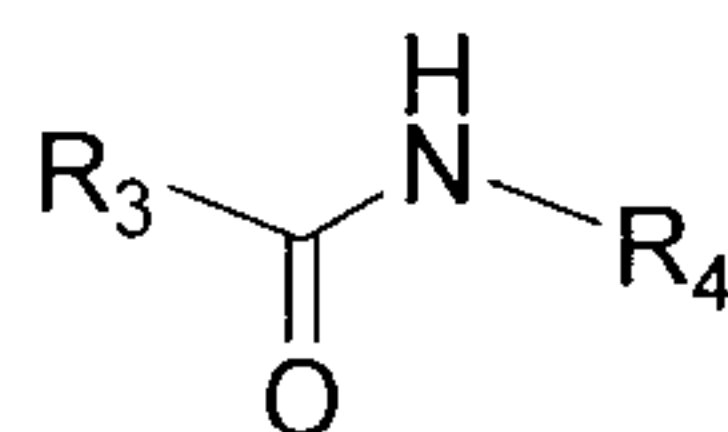
15. A phase change ink comprising:
an amorphous compound comprising an ester of tartaric acid of Formula I



Formula I

wherein each R_1 and R_2 is independently an alkyl group, wherein the alkyl is straight, branched or cyclic, saturated or unsaturated, substituted or unsubstituted, having from 1 to 40 carbon atoms, or an substituted or unsubstituted aromatic or heteroaromatic group, and mixtures thereof; and further wherein the tartaric acid backbone is selected from L-(+)-tartaric acid, D-(-)-tartaric acid, DL-tartaric acid, mesotartaric acid, and mixtures thereof; and

a crystalline compound being an amide having the following structure:



Formula II

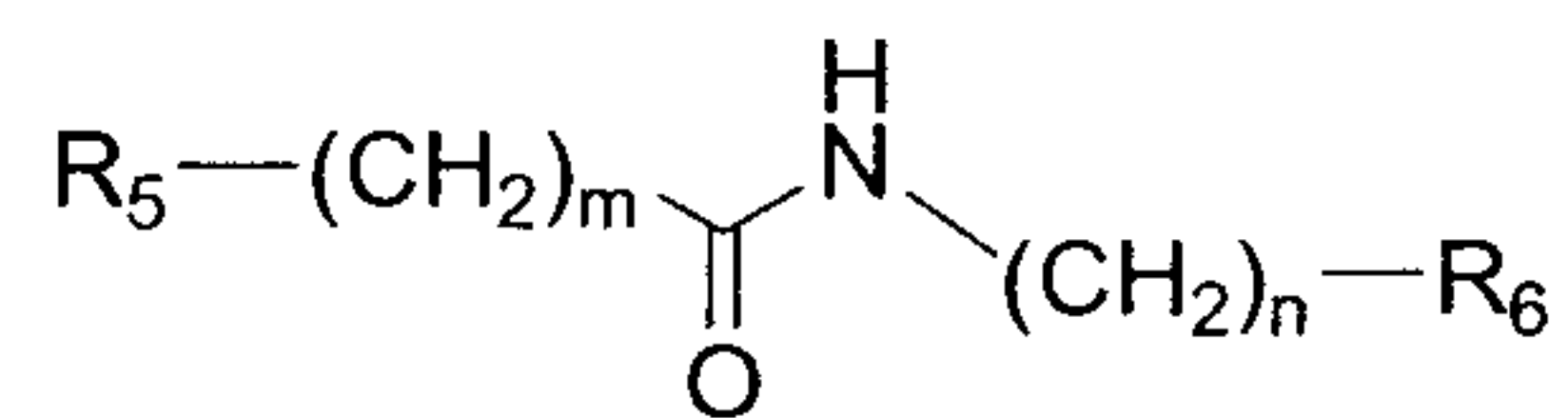
wherein each R_3 and R_4 is independently selected from the group consisting of (i) an arylalkyl group, wherein the arylalkyl group is optionally substituted or unsubstituted, wherein the alkyl portion of arylalkyl group is optionally linear or branched, cyclic or acyclic, substituted or unsubstituted, saturated or unsaturated, and further wherein heteroatoms are optionally present in either the aryl portion or the alkyl portion of the arylalkyl group having from 4 to 40 carbon atoms, and (ii) an aromatic group, wherein the aromatic group is optionally substituted, wherein the substituent is optionally a linear, branched, cyclic or acyclic alkyl group, and further wherein heteroatoms are optionally present in the aromatic group having from 3 to 40 carbon atoms, and mixtures thereof; and

further wherein the phase change ink has a T_{melt} of from about 65 to about 140 °C and a T_{crys} of from about 40 to about 140 °C.

16. A phase change ink comprising:

an amorphous compound; and

a crystalline compound, wherein the amorphous compound is an ester of tartaric acid and is synthesized by an esterification reaction with at least one alcohol, and the crystalline compound is an amide having the following structure:



Formula III

wherein each R₅ and R₆ is independently aryl, or heteroaryl, optionally substituted with one or more alkyl, alkoxy, -NH₂, -CN, or -OH; m is from 0 to 6, n is from 0 to 6.

17. The phase change ink of claim 16, wherein R₅ and R₆ is independently phenyl or naphthyl, optionally substituted with one or more methyl, ethyl, methoxy, ethoxy, -NH₂, -CN, or -OH.

18. The phase change ink of claim 16 or 17, wherein the amide is selected from the group consisting of *N*-phenethylhydrocinnamide, *N*-phenethylbenzamide, and *N*-benzylbenzamide, and mixtures thereof.

19. The phase change ink of any one of claims 16 to 18, wherein the alcohol is selected from the group consisting of menthol, isomenthol, neomenthol, isoneomenthol, any stereoisomers and mixtures thereof.

20. The phase change ink of any one of claims 16 to 19, wherein the phase change ink crystallizes in less than 15 seconds.

1/4

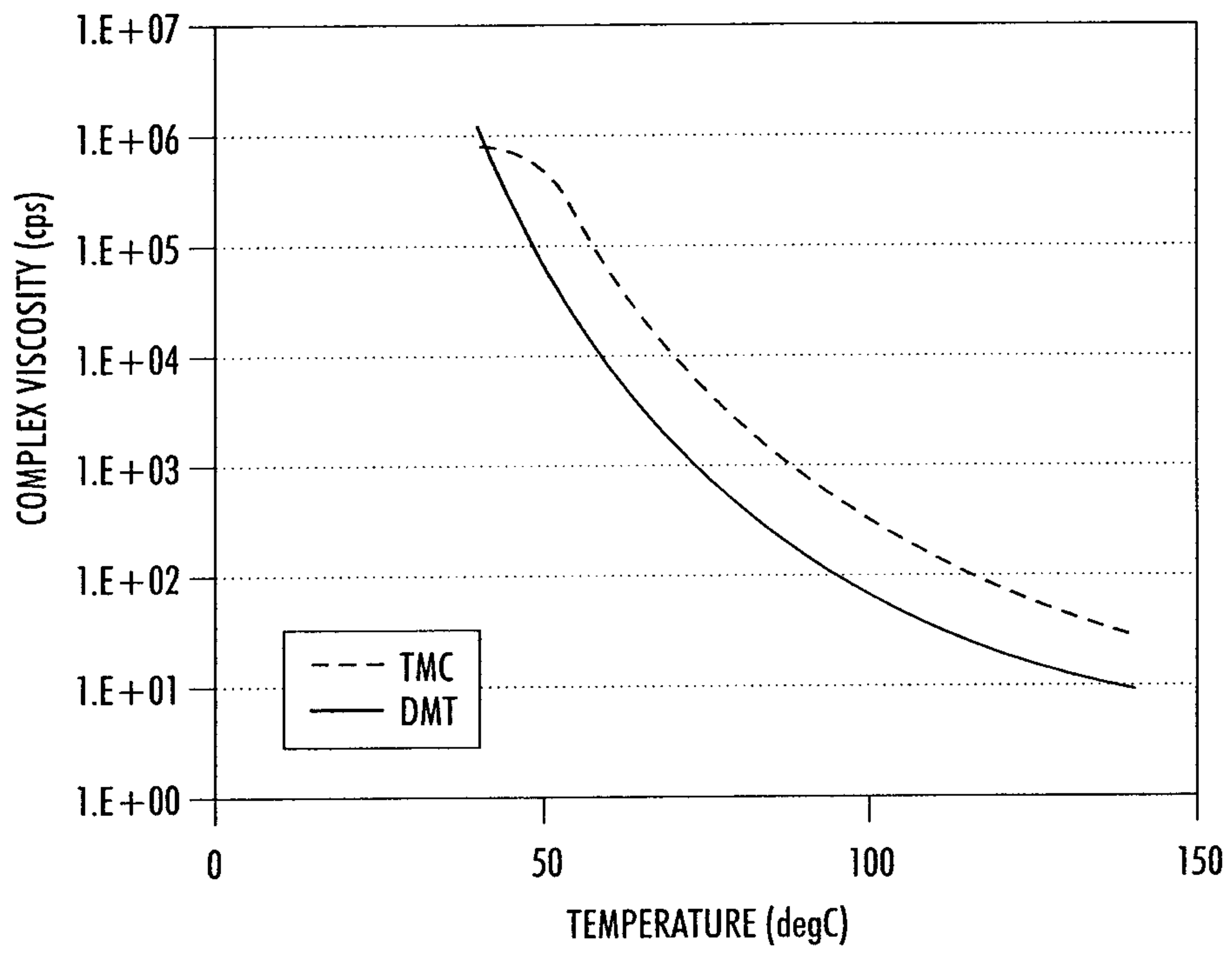


FIG. 1

2/4

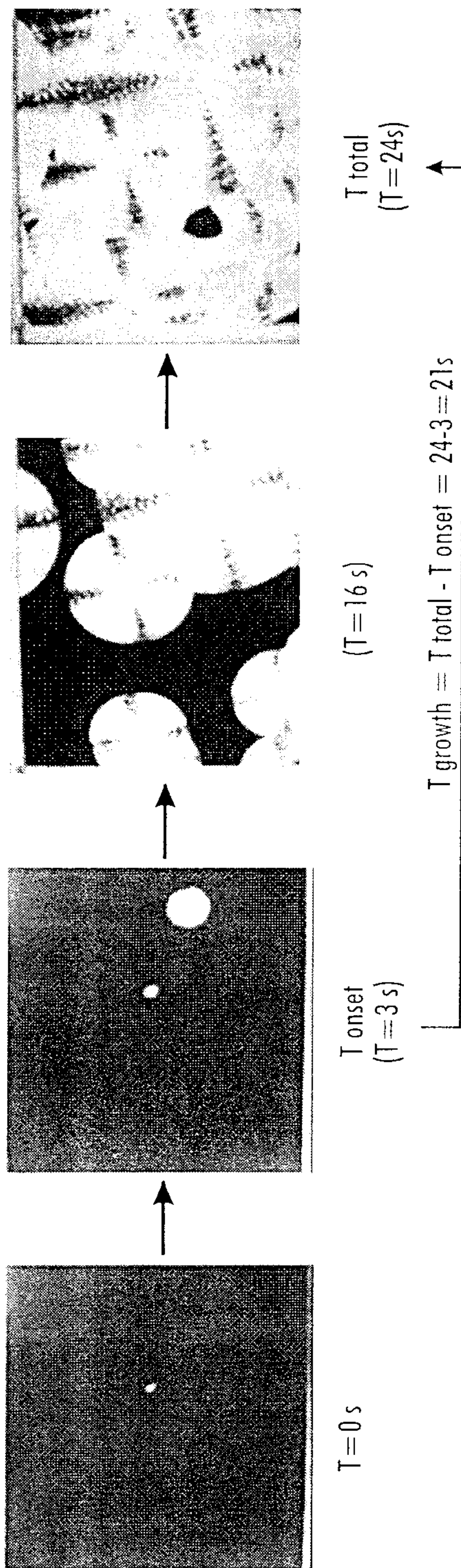


FIG. 2

3/4

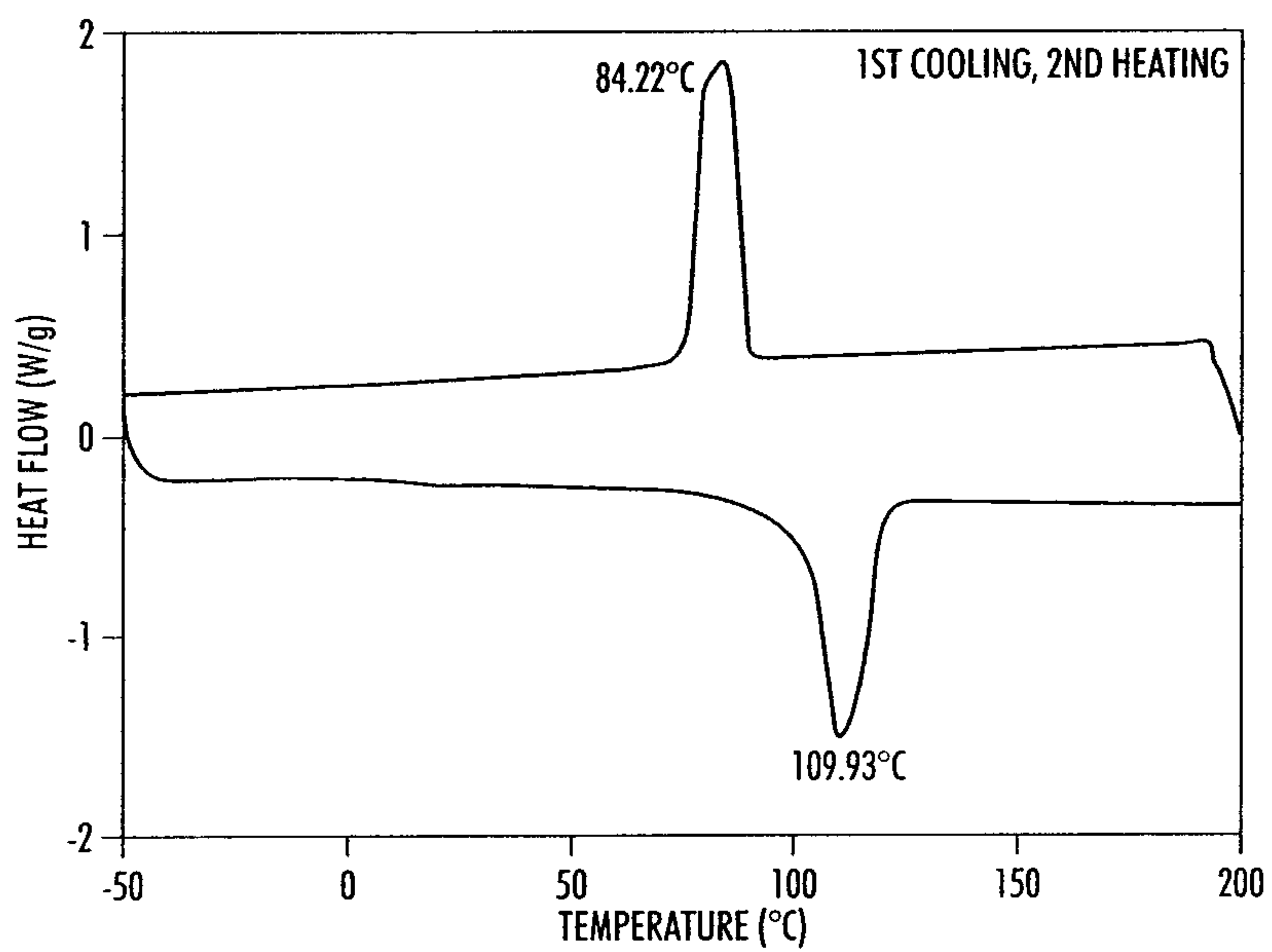


FIG. 3

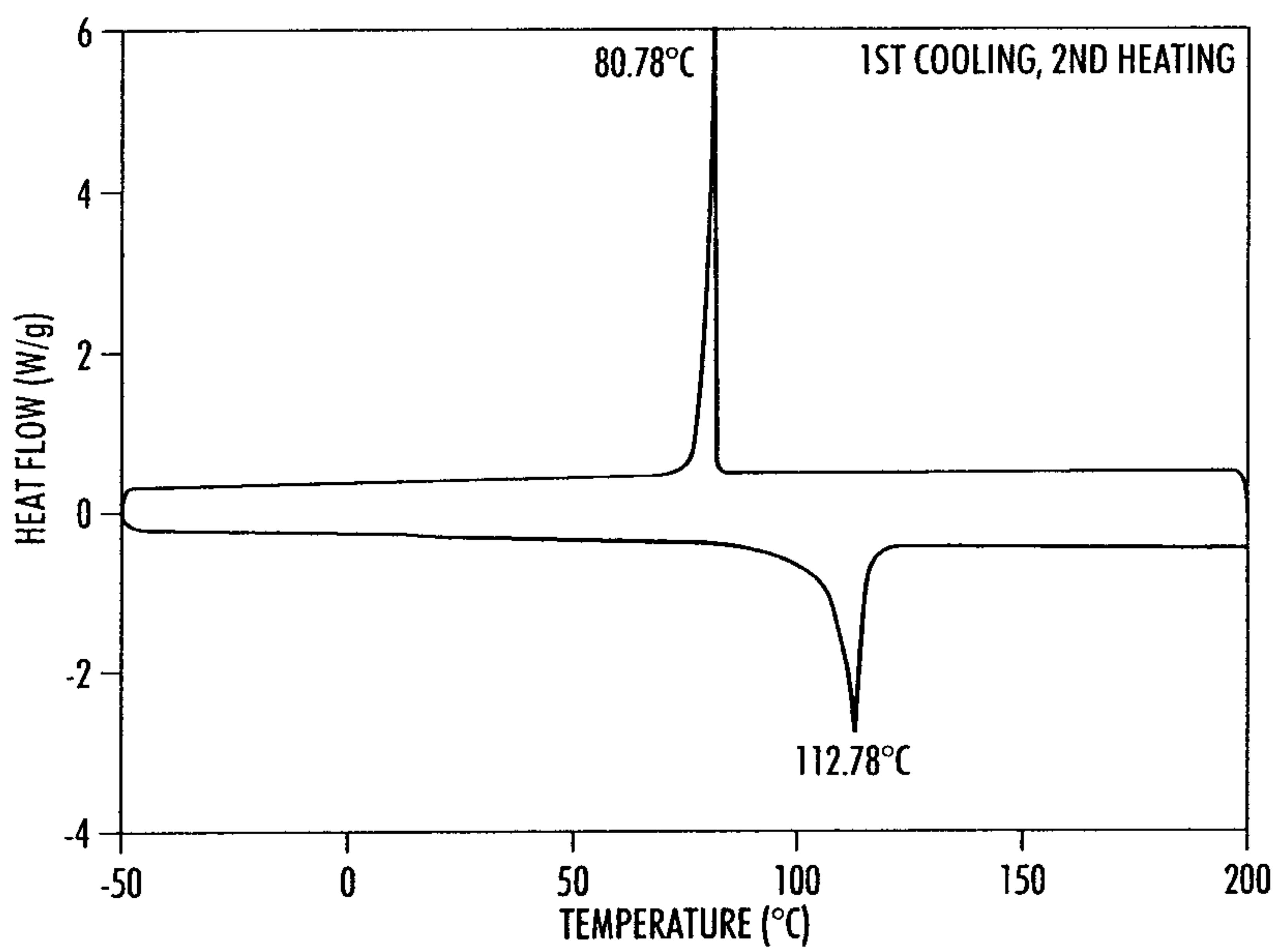


FIG. 4

4/4

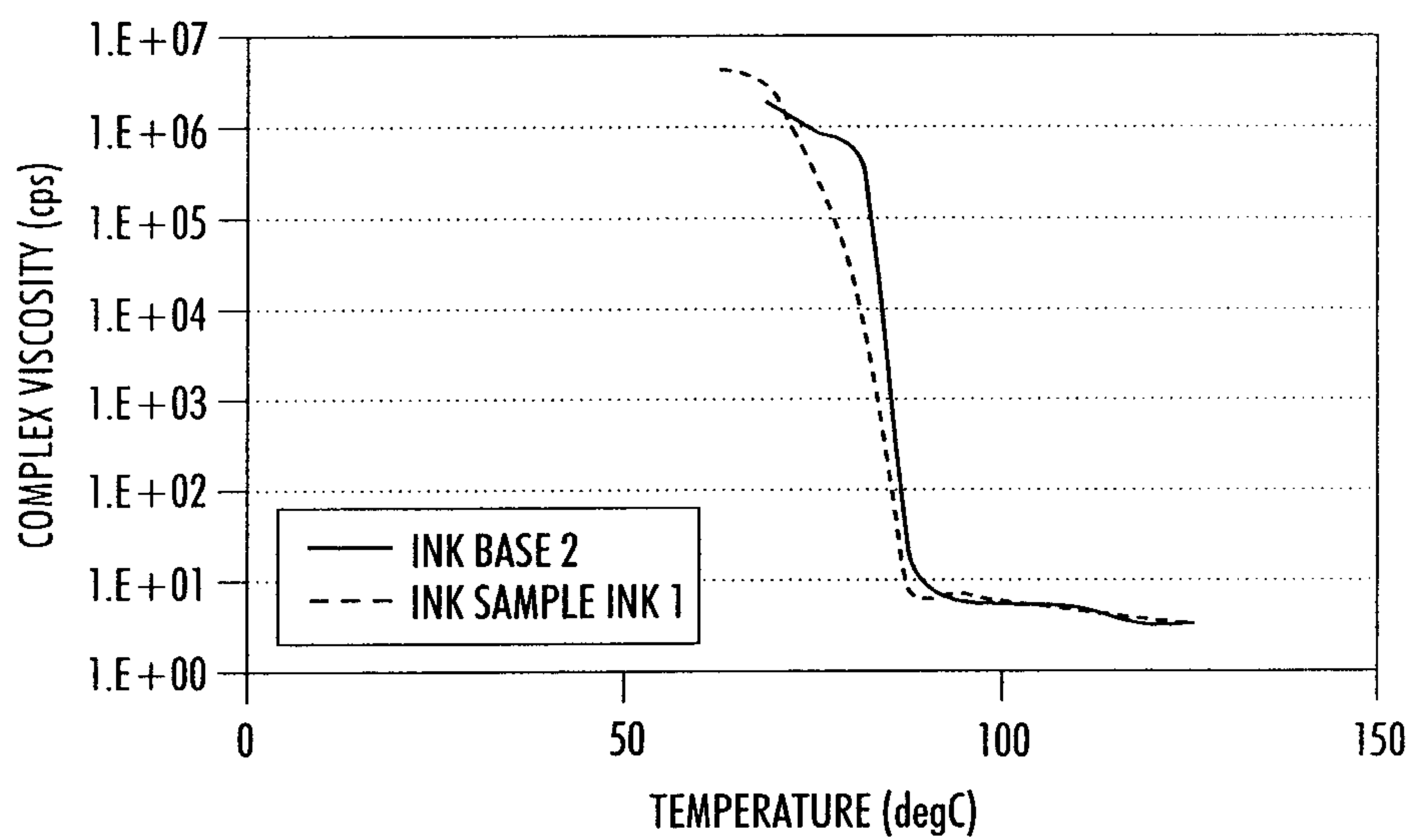


FIG. 5

