United States Patent [19]

Komatsu

[11] **Patent Number: Des. 312,079**

[45] **Date of Patent: ** Nov. 13, 1990**

[54] **FACSIMILE**

[75] Inventor: **Hiroshi Komatsu,** Yokohama, Japan

[73] Assignee: **Canon Kabushiki Kaisha,** Tokyo, Japan

[**] Term: **14 Years**

[21] Appl. No.: **211,872**

[22] Filed: **Jun. 27, 1988**

[30] **Foreign Application Priority Data**

Dec. 29, 1987 [JP] Japan 62-53935

[52] **U.S. Cl.** **D14/118**

[58] **Field of Search** D14/118, 141, 248; D18/36, 37; 358/400, 401

[56] **References Cited**

U.S. PATENT DOCUMENTS

D. 300,139	3/1989	Nishio	D14/118
D. 302,689	8/1989	Murakami et al.	D14/248 X
D. 304,184	10/1989	Watanabe	D14/118
D. 304,187	10/1989	Komatsu	D14/118

OTHER PUBLICATIONS

Today's Office; Feb. 1987; p. 43; Sharp Model FO-200 Fax.

Primary Examiner—Theodore M. Shooman
Attorney, Agent, or Firm—Fitzpatrick, Cella, Harper & Scinto

[57] **CLAIM**

The ornamental design for a facsimile, as shown.

DESCRIPTION

FIG. **1** is a front elevational view of a facsimile showing my new design;
FIG. **2** is a rear elevational view thereof;
FIG. **3** is a top plan view thereof;
FIG. **4** is a bottom plan view thereof;
FIG. **5** is a left side elevational view thereof;
FIG. **6** is a right side elevational view thereof; and
FIG. **7** is a top, front and right side perspective view thereof.

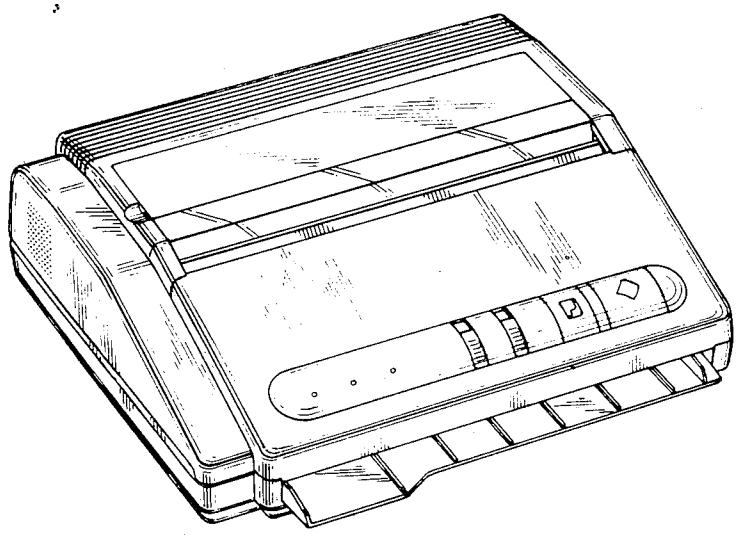

FIG. 1

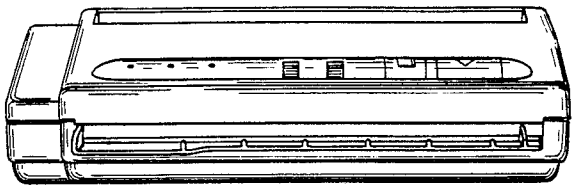

FIG. 2

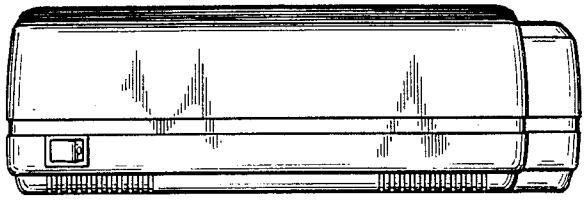

FIG. 3

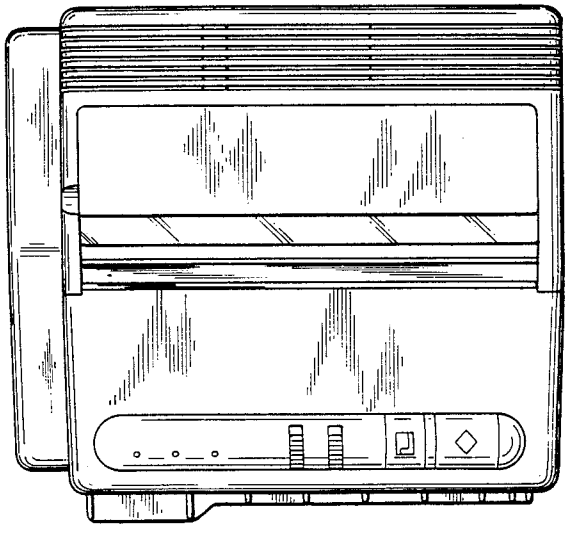

FIG. 4

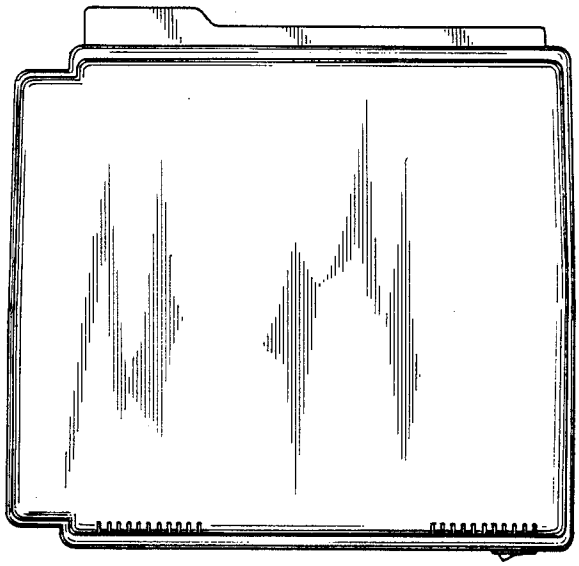

FIG. 5

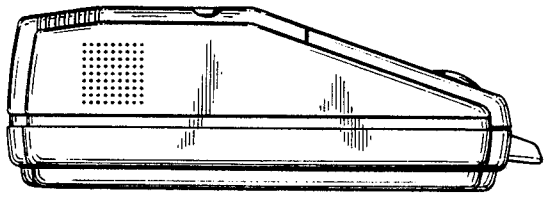

FIG. 6

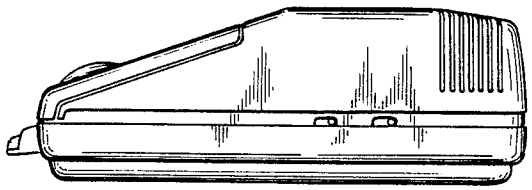

FIG. 7

