US00D332964S

# United States Patent [19]

Giugiaro

[11] Patent Number: Des. 332,964

[45] Date of Patent: ** Feb. 2, 1993

[54] MARKING INSTRUMENT

[75] Inventor: Giorgetto Giugiaro, Turin, Italy

[73] Assignee: The Gillette Company, Boston, Mass.

[**] Term: 14 Years

[21] Appl. No.: 670,214

[22] Filed: Mar. 15, 1991

[30] Foreign Application Priority Data

Sep. 17, 1990 [AR] Argentina ..... 056877

[52] U.S. Cl. ..... D19/49; D19/46; D19/51; D19/56

[58] Field of Search ..... D19/35, 36, 41-51, D19/54-58, 81-85; 401/99, 100, 104, 196, 198, 209

[56] References Cited

U.S. PATENT DOCUMENTS

| | | | |
|---|---|---|---|
| D. 26,395 | 12/1896 | Kraus | D19/46 |
| D. 137,660 | 4/1944 | Severy | D19/49 |
| D. 152,717 | 2/1949 | Metzler | D19/49 X |
| D. 186,149 | 9/1959 | Schier | D19/49 |
| D. 204,527 | 4/1966 | Bich | D19/49 |
| D. 218,491 | 8/1970 | Bovin et al. | D19/49 |
| D. 218,492 | 8/1970 | Bich | D19/42 |
| D. 307,035 | 4/1990 | Petterson | D19/56 X |
| D. 313,246 | 12/1990 | Porsche | D19/56 X |

*Primary Examiner*—Nelson C. Holtje
*Assistant Examiner*—Martha Thompson

[57] CLAIM

The ornamental design for a marking instrument, as shown and described.

DESCRIPTION

FIG. 1 is a front elevational view of a marking instrument showing my new design;
FIG. 2 is a left side elevational view, the right side being a mirror image thereof;
FIG. 3 is a top plan view; and,
FIG. 4 is a bottom plan view thereof.

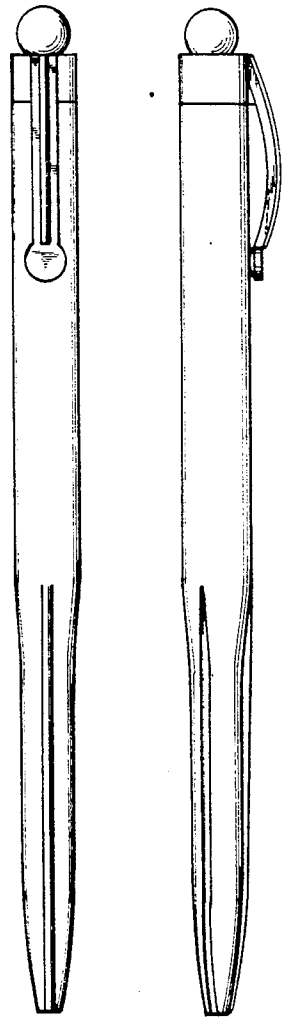

ST AVAILABLE COPY



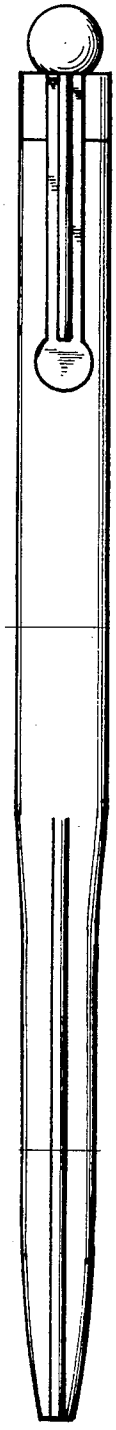

Fig. 1



Fig. 3



Fig. 4

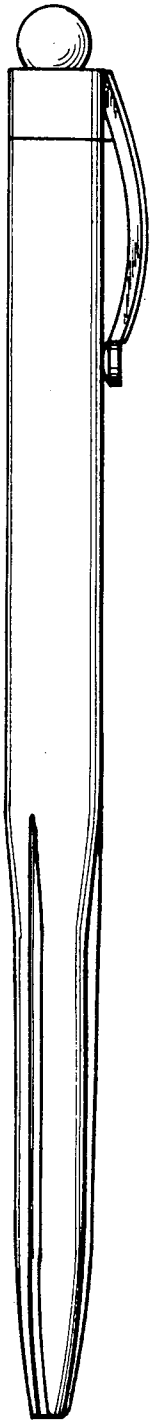

Fig. 2