



US010409787B1

(12) **United States Patent**
Bigman et al.

(10) **Patent No.:** **US 10,409,787 B1**
(45) **Date of Patent:** **Sep. 10, 2019**

- (54) **DATABASE MIGRATION**
- (71) Applicant: **EMC Corporation**, Hopkinton, MA (US)
- (72) Inventors: **Ron Bigman**, Holon (IL); **Assaf Natanzon**, Tel Aviv (IL); **Jehuda Shemer**, Kfar Saba (IL); **Amit Lieberman**, Raanana (IL); **Yana Vaisman**, Netanya (IL); **Oded Peer**, Raanana (IL)
- (73) Assignee: **EMC IP HOLDING COMPANY LLC**, Hopkinton, MA (US)
- (*) Notice: Subject to any disclaimer, the term of this patent is extended or adjusted under 35 U.S.C. 154(b) by 231 days.

7,840,662 B1	11/2010	Natanzon
7,844,856 B1	11/2010	Ahal et al.
7,860,836 B1	12/2010	Natanzon et al.
7,882,286 B1	2/2011	Natanzon et al.
7,934,262 B1	4/2011	Natanzon et al.
7,958,372 B1	6/2011	Natanzon
8,037,162 B2	10/2011	Marco et al.
8,041,940 B1	10/2011	Natanzon et al.
8,060,713 B1	11/2011	Natanzon
8,060,714 B1	11/2011	Natanzon
8,103,937 B1	1/2012	Natanzon et al.
8,108,634 B1	1/2012	Natanzon et al.
8,214,612 B1	7/2012	Natanzon
8,250,149 B2	8/2012	Marco et al.
8,271,441 B1	9/2012	Natanzon et al.
8,271,447 B1	9/2012	Natanzon et al.
8,332,687 B1	12/2012	Natanzon et al.
8,335,761 B1	12/2012	Natanzon
8,335,771 B1	12/2012	Natanzon et al.

(Continued)

(21) Appl. No.: **14/978,378**

OTHER PUBLICATIONS

(22) Filed: **Dec. 22, 2015**

U.S. Appl. No. 14/496,783, filed Sep. 25, 2014, Natanzon et al.

(51) **Int. Cl.**

- G06F 17/30** (2006.01)
- G06F 7/00** (2006.01)
- G06F 16/21** (2019.01)
- G06F 17/27** (2006.01)
- G06F 16/22** (2019.01)

(Continued)

Primary Examiner — Kuen S Lu

(52) **U.S. Cl.**

- CPC **G06F 16/214** (2019.01); **G06F 16/22** (2019.01); **G06F 17/2705** (2013.01)

(74) *Attorney, Agent, or Firm* — Daly, Crowley Mofford & Durkee, LLP

(58) **Field of Classification Search**

- CPC G06F 17/303; G06F 17/30312; G06F 17/2705
 - USPC 707/809
- See application file for complete search history.

(57) **ABSTRACT**

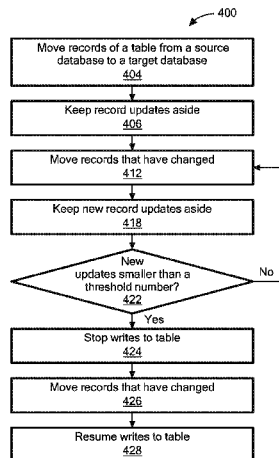
In one aspect, a method includes migrating a database object from a source database to a target database, updating a storage of the location of the DB object to be the target database, directly accessing one of the target database and the source database during the migrating and executing, during the migrating, a database command by retrieving the DB object from the other one of the target database and the source database.

(56) **References Cited**

U.S. PATENT DOCUMENTS

- 7,203,741 B2 4/2007 Marco et al.
- 7,719,443 B1 5/2010 Natanzon
- 7,840,536 B1 11/2010 Ahal et al.

20 Claims, 4 Drawing Sheets



(56)

References Cited

U.S. PATENT DOCUMENTS

8,341,115	B1	12/2012	Natanzon et al.	9,134,914	B1	9/2015	Derbeko et al.
8,370,648	B1	2/2013	Natanzon	9,135,119	B1	9/2015	Natanzon et al.
8,380,885	B1	2/2013	Natanzon	9,135,120	B1	9/2015	Natanzon
8,392,680	B1	3/2013	Natanzon et al.	9,146,878	B1	9/2015	Cohen et al.
8,429,362	B1	4/2013	Natanzon et al.	9,152,339	B1	10/2015	Cohen et al.
8,433,869	B1	4/2013	Natanzon et al.	9,152,578	B1	10/2015	Saad et al.
8,438,135	B1	5/2013	Natanzon et al.	9,152,814	B1	10/2015	Natanzon
8,464,101	B1	6/2013	Natanzon et al.	9,158,578	B1	10/2015	Derbeko et al.
8,478,955	B1	7/2013	Natanzon et al.	9,158,630	B1	10/2015	Natanzon
8,495,304	B1	7/2013	Natanzon et al.	9,160,526	B1	10/2015	Raizen et al.
8,510,279	B1	8/2013	Natanzon et al.	9,177,670	B1	11/2015	Derbeko et al.
8,521,691	B1	8/2013	Natanzon	9,189,339	B1	11/2015	Cohen et al.
8,521,694	B1	8/2013	Natanzon	9,189,341	B1	11/2015	Natanzon et al.
8,543,609	B1	9/2013	Natanzon	9,201,736	B1	12/2015	Moore et al.
8,583,885	B1	11/2013	Natanzon	9,223,659	B1	12/2015	Natanzon et al.
8,600,945	B1	12/2013	Natanzon et al.	9,225,529	B1	12/2015	Natanzon et al.
8,601,085	B1	12/2013	Ives et al.	9,235,481	B1	1/2016	Natanzon et al.
8,627,012	B1	1/2014	Derbeko et al.	9,235,524	B1	1/2016	Derbeko et al.
8,683,592	B1	3/2014	Dotan et al.	9,235,632	B1	1/2016	Natanzon
8,694,700	B1	4/2014	Natanzon et al.	9,244,997	B1	1/2016	Natanzon et al.
8,706,700	B1	4/2014	Natanzon et al.	9,256,605	B1	2/2016	Natanzon
8,712,962	B1	4/2014	Natanzon et al.	9,274,718	B1	3/2016	Natanzon et al.
8,719,497	B1	5/2014	Don et al.	9,275,063	B1	3/2016	Natanzon
8,725,691	B1	5/2014	Natanzon	9,286,052	B1	3/2016	Solan et al.
8,725,692	B1	5/2014	Natanzon et al.	9,305,009	B1	4/2016	Bono et al.
8,726,066	B1	5/2014	Natanzon et al.	9,323,750	B2	4/2016	Natanzon et al.
8,738,813	B1	5/2014	Natanzon et al.	9,330,155	B1	5/2016	Bono et al.
8,745,004	B1	6/2014	Natanzon et al.	9,336,094	B1	5/2016	Wolfson et al.
8,751,828	B1	6/2014	Raizen et al.	9,336,230	B1	5/2016	Natanzon
8,769,336	B1	7/2014	Natanzon et al.	9,367,260	B1	6/2016	Natanzon
8,805,786	B1	8/2014	Natanzon	9,378,096	B1	6/2016	Erel et al.
8,806,161	B1	8/2014	Natanzon	9,378,219	B1	6/2016	Bono et al.
8,825,848	B1	9/2014	Dotan et al.	9,378,261	B1	6/2016	Bono et al.
8,832,399	B1	9/2014	Natanzon et al.	9,383,937	B1	7/2016	Frank et al.
8,850,143	B1	9/2014	Natanzon	9,389,800	B1	7/2016	Natanzon et al.
8,850,144	B1	9/2014	Natanzon et al.	9,405,481	B1	8/2016	Cohen et al.
8,862,546	B1	10/2014	Natanzon et al.	9,405,684	B1	8/2016	Derbeko et al.
8,892,835	B1	11/2014	Natanzon et al.	9,405,765	B1	8/2016	Natanzon
8,898,112	B1	11/2014	Natanzon et al.	9,411,535	B1	8/2016	Shemer et al.
8,898,409	B1	11/2014	Natanzon et al.	9,459,804	B1	10/2016	Natanzon et al.
8,898,515	B1	11/2014	Natanzon	9,460,028	B1	10/2016	Raizen et al.
8,898,519	B1	11/2014	Natanzon et al.	9,471,579	B1	10/2016	Natanzon
8,914,595	B1	12/2014	Natanzon	9,477,407	B1	10/2016	Marshak et al.
8,924,668	B1	12/2014	Natanzon	9,501,542	B1	11/2016	Natanzon
8,930,500	B2	1/2015	Marco et al.	9,507,732	B1	11/2016	Natanzon et al.
8,930,947	B1	1/2015	Derbeko et al.	9,507,845	B1	11/2016	Natanzon et al.
8,935,498	B1	1/2015	Natanzon	9,514,138	B1	12/2016	Natanzon et al.
8,949,180	B1	2/2015	Natanzon et al.	9,524,218	B1	12/2016	Veprinsky et al.
8,954,673	B1	2/2015	Natanzon et al.	9,529,885	B1	12/2016	Natanzon et al.
8,954,796	B1	2/2015	Cohen et al.	9,535,800	B1	1/2017	Natanzon et al.
8,959,054	B1	2/2015	Natanzon	9,535,801	B1	1/2017	Natanzon et al.
8,977,593	B1	3/2015	Natanzon et al.	9,547,459	B1	1/2017	BenHanokh et al.
8,977,826	B1	3/2015	Meiri et al.	9,547,591	B1	1/2017	Natanzon et al.
8,996,460	B1	3/2015	Frank et al.	9,552,405	B1	1/2017	Moore et al.
8,996,461	B1	3/2015	Natanzon et al.	9,557,921	B1	1/2017	Cohen et al.
8,996,827	B1	3/2015	Natanzon	9,557,925	B1	1/2017	Natanzon
9,003,138	B1	4/2015	Natanzon et al.	9,563,517	B1	2/2017	Natanzon et al.
9,003,149	B2*	4/2015	Kathmann	9,563,684	B1	2/2017	Natanzon et al.
			G06F 3/0607	9,575,851	B1	2/2017	Natanzon et al.
			711/165	9,575,857	B1	2/2017	Natanzon
				9,575,894	B1	2/2017	Natanzon et al.
				9,582,382	B1	2/2017	Natanzon et al.
				9,588,703	B1	3/2017	Natanzon et al.
				9,588,847	B1	3/2017	Natanzon et al.
				9,594,822	B1	3/2017	Natanzon et al.
				9,600,377	B1	3/2017	Cohen et al.
				9,619,543	B1	4/2017	Natanzon et al.
				9,632,881	B1	4/2017	Natanzon
				9,665,305	B1	5/2017	Natanzon et al.
				9,710,177	B1	7/2017	Natanzon
				9,720,618	B1	8/2017	Panidis et al.
				9,722,788	B1	8/2017	Natanzon et al.
				9,727,429	B1	8/2017	Moore et al.
				9,733,969	B2	8/2017	Derbeko et al.
				9,737,111	B2	8/2017	Lustik
				9,740,572	B1	8/2017	Natanzon et al.
				9,740,573	B1	8/2017	Natanzon
				9,740,880	B1	8/2017	Natanzon et al.
				9,749,300	B1	8/2017	Cale et al.
9,026,696	B1	5/2015	Natanzon et al.				
9,031,913	B1	5/2015	Natanzon				
9,032,160	B1	5/2015	Natanzon et al.				
9,037,818	B1	5/2015	Natanzon et al.				
9,063,994	B1	6/2015	Natanzon et al.				
9,069,479	B1	6/2015	Natanzon				
9,069,709	B1	6/2015	Natanzon et al.				
9,081,754	B1	7/2015	Natanzon et al.				
9,081,842	B1	7/2015	Natanzon et al.				
9,087,008	B1	7/2015	Natanzon				
9,087,112	B1	7/2015	Natanzon et al.				
9,104,529	B1	8/2015	Derbeko et al.				
9,110,914	B1	8/2015	Frank et al.				
9,116,811	B1	8/2015	Derbeko et al.				
9,128,628	B1	9/2015	Natanzon et al.				
9,128,855	B1	9/2015	Natanzon et al.				

(56)

References Cited

U.S. PATENT DOCUMENTS

9,772,789 B1 9/2017 Natanzon et al.
 9,798,472 B1 10/2017 Natanzon et al.
 9,798,490 B1 10/2017 Natanzon
 9,804,934 B1 10/2017 Natanzon et al.
 9,811,431 B1 11/2017 Natanzon et al.
 9,823,865 B1 11/2017 Natanzon et al.
 9,823,973 B1 11/2017 Natanzon
 9,832,261 B2 11/2017 Don et al.
 9,846,698 B1 12/2017 Panidis et al.
 9,875,042 B1 1/2018 Natanzon et al.
 9,875,162 B1 1/2018 Panidis et al.
 9,880,777 B1 1/2018 Bono et al.
 9,881,014 B1 1/2018 Bono et al.
 9,910,620 B1 3/2018 Veprinsky et al.
 9,910,621 B1 3/2018 Golan et al.
 9,910,735 B1 3/2018 Natanzon
 9,910,739 B1 3/2018 Natanzon et al.
 9,917,854 B2 3/2018 Natanzon et al.
 9,921,955 B1 3/2018 Derbeko et al.
 9,933,957 B1 4/2018 Cohen et al.
 9,934,302 B1 4/2018 Cohen et al.
 9,940,205 B2 4/2018 Natanzon
 9,940,460 B1 4/2018 Derbeko et al.
 9,946,649 B1 4/2018 Natanzon et al.
 9,959,061 B1 5/2018 Natanzon et al.
 9,965,306 B1 5/2018 Natanzon et al.
 9,990,256 B1 6/2018 Natanzon
 9,996,539 B1 6/2018 Natanzon
 10,007,626 B1 6/2018 Saad et al.
 10,019,194 B1 7/2018 Baruch et al.
 10,025,931 B1 7/2018 Natanzon et al.
 10,031,675 B1 7/2018 Veprinsky et al.
 10,031,690 B1 7/2018 Panidis et al.
 10,031,692 B2 7/2018 Elron et al.
 10,031,703 B1 7/2018 Natanzon et al.
 10,037,251 B1 7/2018 Bono et al.
 10,042,579 B1 8/2018 Natanzon
 10,042,751 B1 8/2018 Veprinsky et al.
 10,055,146 B1 8/2018 Natanzon et al.
 10,055,148 B1 8/2018 Natanzon et al.
 10,061,666 B1 8/2018 Natanzon et al.
 10,067,694 B1 9/2018 Natanzon et al.
 10,067,837 B1 9/2018 Natanzon et al.
 10,078,459 B1 9/2018 Natanzon et al.
 10,082,980 B1 9/2018 Cohen et al.
 10,083,093 B1 9/2018 Natanzon et al.
 10,095,489 B1 10/2018 Lieberman et al.
 10,101,943 B1 10/2018 Ayzenberg et al.
 10,108,356 B1 10/2018 Natanzon et al.
 10,108,507 B1 10/2018 Natanzon
 10,108,645 B1 10/2018 Bigman et al.
 10,114,581 B1 10/2018 Natanzon et al.
 10,120,787 B1 11/2018 Shemer et al.
 10,120,925 B1 11/2018 Natanzon et al.

10,126,946 B1 11/2018 Natanzon et al.
 10,133,874 B1 11/2018 Natanzon et al.
 10,140,039 B1 11/2018 Baruch et al.
 10,146,436 B1 12/2018 Natanzon et al.
 10,146,639 B1 12/2018 Natanzon et al.
 10,146,675 B1 12/2018 Shemer et al.
 10,146,961 B1 12/2018 Baruch et al.
 10,148,751 B1 12/2018 Natanzon
 10,152,246 B1 12/2018 Lieberman et al.
 10,152,267 B1 12/2018 Ayzenberg et al.
 10,152,384 B1 12/2018 Amit et al.
 10,157,014 B1 12/2018 Panidis et al.
 10,185,583 B1 1/2019 Natanzon et al.
 10,191,677 B1 1/2019 Natanzon et al.
 10,191,687 B1 1/2019 Baruch et al.
 10,191,755 B1 1/2019 Natanzon et al.
 10,203,904 B1 2/2019 Natanzon et al.
 10,210,073 B1 2/2019 Baruch et al.
 10,223,007 B1 3/2019 Natanzon et al.
 10,223,023 B1 3/2019 Natanzon et al.
 10,223,131 B1 3/2019 Lieberman et al.
 10,229,006 B1 3/2019 Natanzon et al.
 10,229,056 B1 3/2019 Panidis et al.
 2011/0295804 A1* 12/2011 Erofeev H04L 29/0854
 707/634
 2014/0379768 A1* 12/2014 Matsuzawa G06F 17/30079
 707/827
 2015/0169239 A1* 6/2015 Sakai G06F 3/0647
 711/162
 2015/0234617 A1* 8/2015 Li G06F 3/0647
 711/114
 2017/0064030 A1* 3/2017 Maskalik H04L 67/2847

OTHER PUBLICATIONS

U.S. Appl. No. 14/496,790, filed Sep. 25, 2014, Cohen et al.
 U.S. Appl. No. 14/559,036, filed Dec. 3, 2014, Natanzon et al.
 U.S. Appl. No. 14/753,389, filed Jun. 29, 2015, Nir et al.
 U.S. Appl. No. 14/976,719, filed Dec. 21, 2015, Natanzon.
 U.S. Appl. No. 15/085,148, filed Mar. 30, 2016, Baruch et al.
 U.S. Appl. No. 15/274,362, filed Sep. 23, 2016, Baruch et al.
 U.S. Appl. No. 15/275,768, filed Sep. 26, 2016, Natanzon et al.
 U.S. Appl. No. 15/275,756, filed Sep. 26, 2016, Natanzon et al.
 U.S. Appl. No. 15/379,940, filed Dec. 15, 2016, Baruch et al.
 U.S. Appl. No. 15/386,754, filed Dec. 21, 2016, Sherner et al.
 U.S. Appl. No. 15/380,013, filed Dec. 15, 2016, Baruch et al.
 U.S. Appl. No. 15/390,996, filed Dec. 27, 2016, Natanzon et al.
 U.S. Appl. No. 15/391,030, filed Dec. 27, 2016, Shemer et al.
 U.S. Appl. No. 15/970,243, filed May 3, 2018, Schneider et al.
 U.S. Appl. No. 16/052,037, filed Aug. 1, 2018, Schneider et al.
 U.S. Appl. No. 16/048,763, filed Jul. 30, 2018, Schneider et al.
 U.S. Appl. No. 16/050,400, filed Jul. 31, 2018, Alkalay et al.
 U.S. Appl. No. 16/179,295, filed Nov. 2, 2018, Natanzon et al.
 U.S. Appl. No. 16/261,174, filed Jan. 29, 2019, Natanzon et al.

* cited by examiner

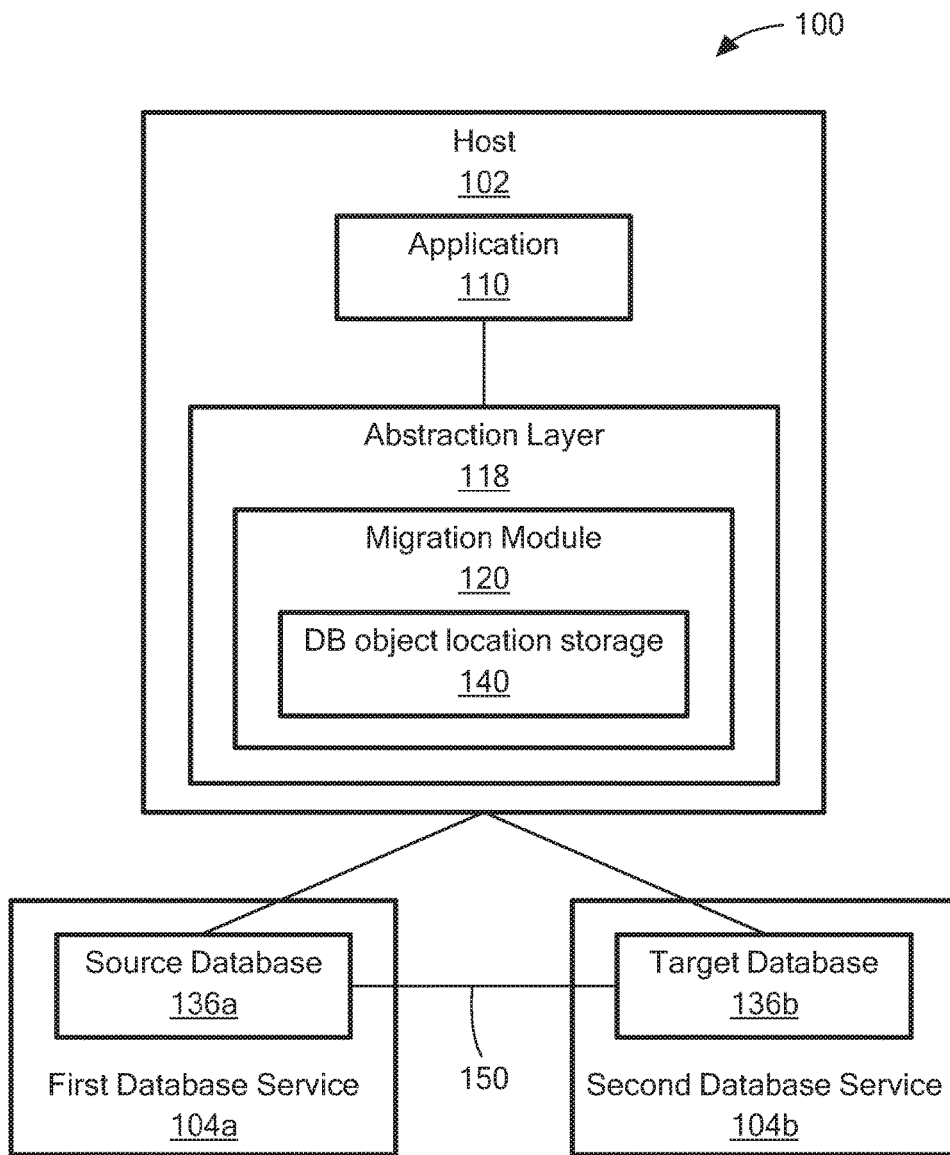


FIG. 1

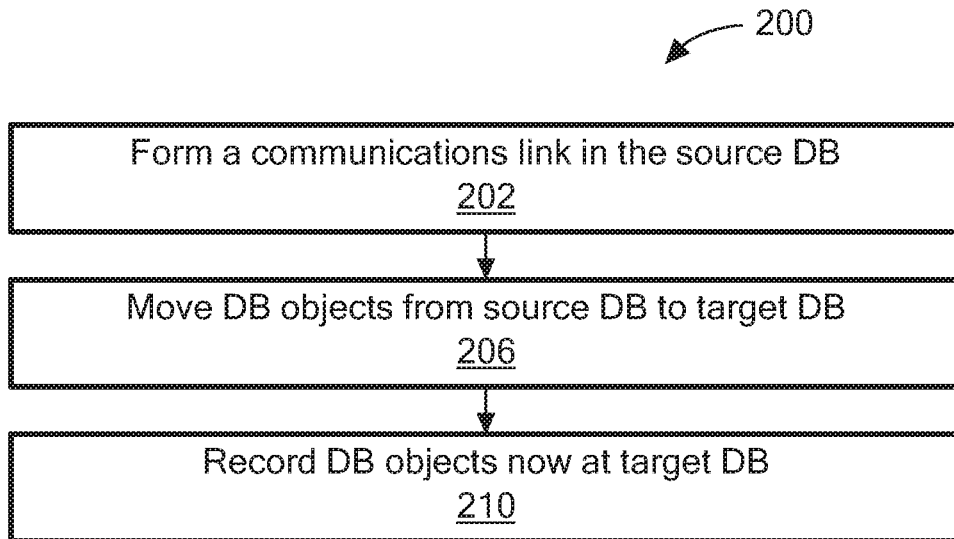


FIG. 2

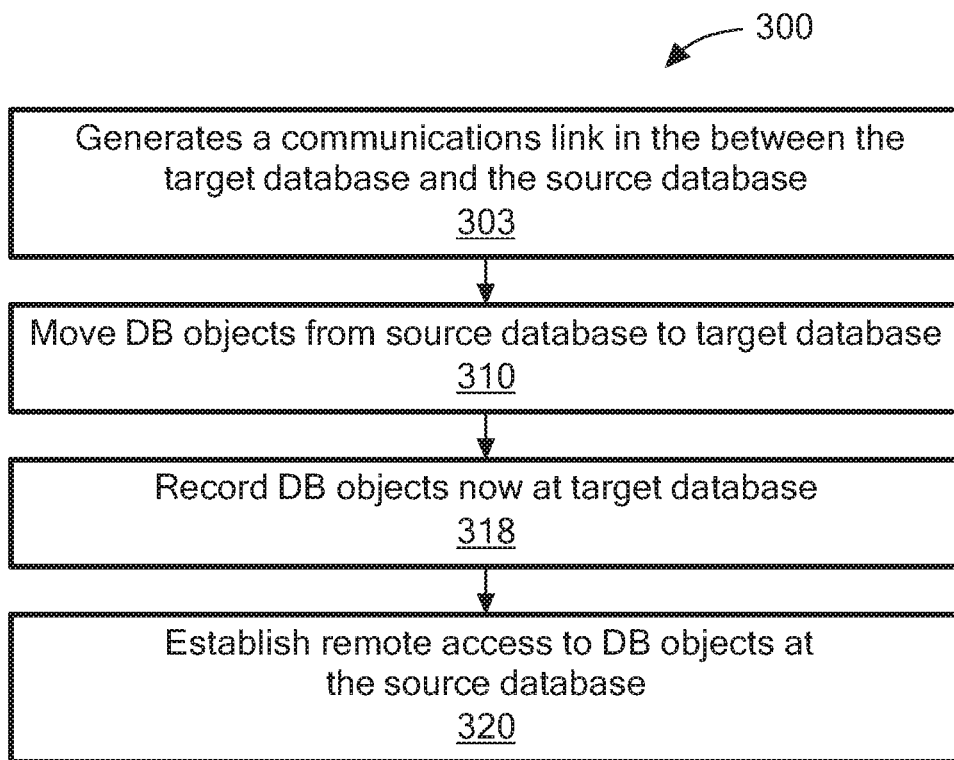


FIG. 3

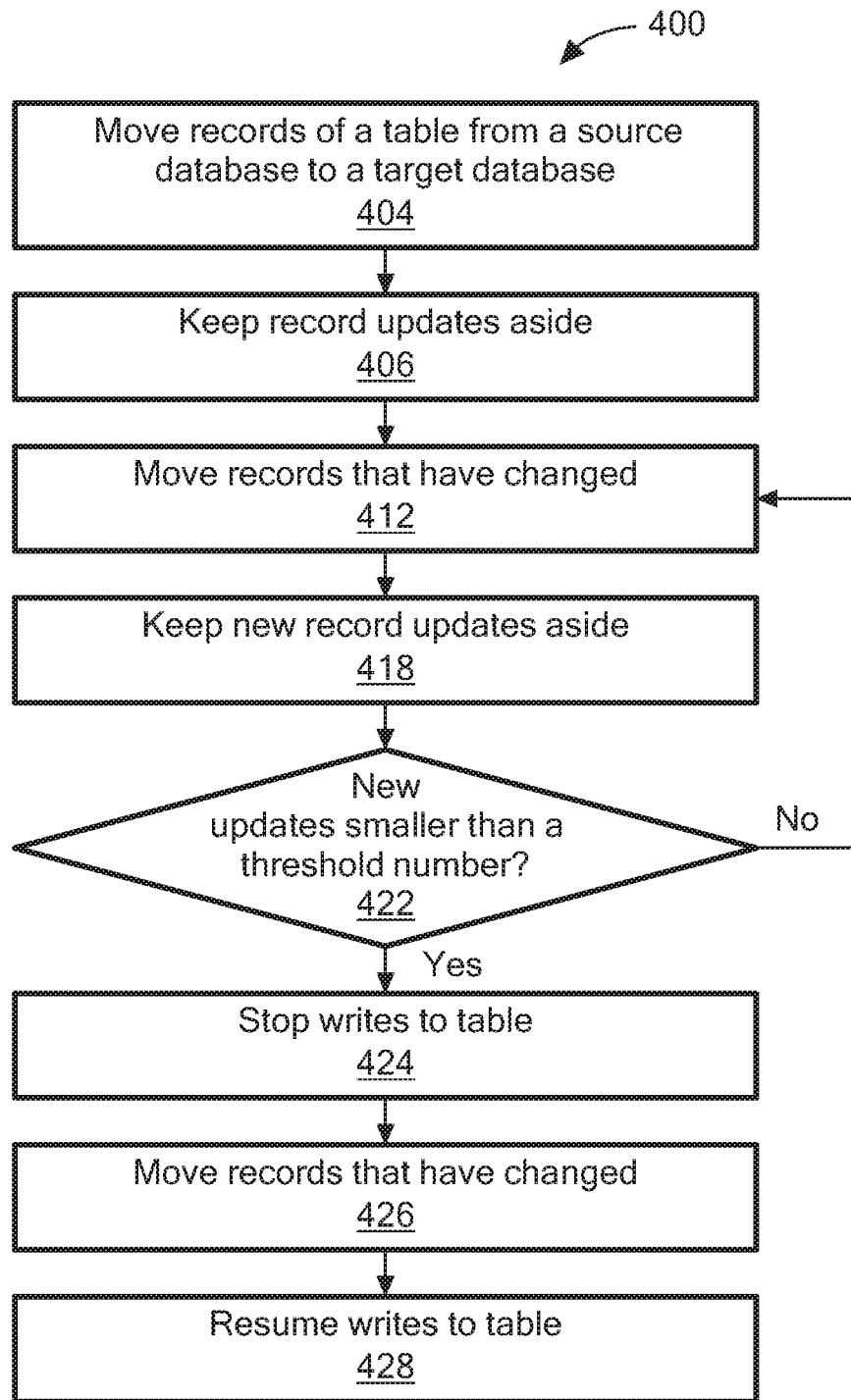


FIG. 4

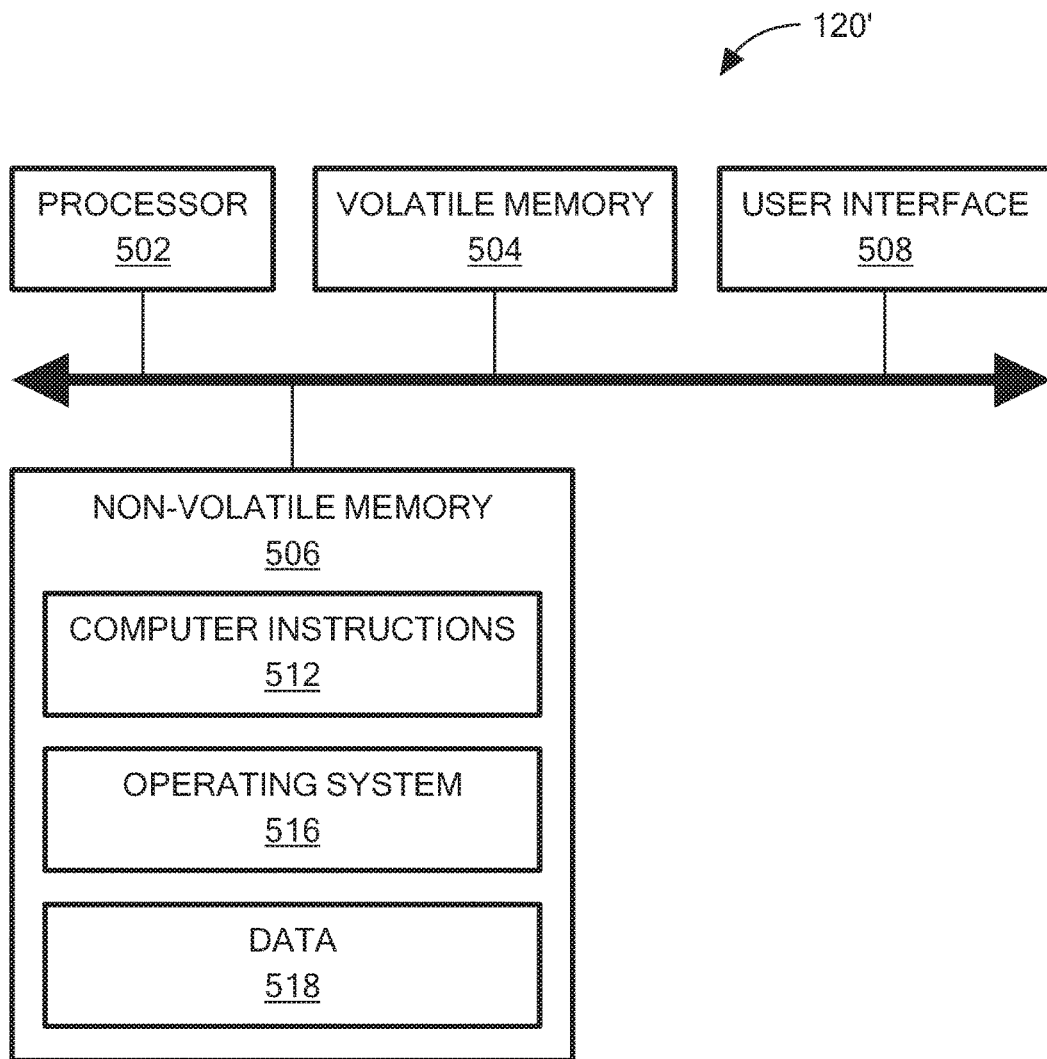


FIG. 5

DATABASE MIGRATION

BACKGROUND

A cloud data base typically runs on a cloud computing platform. A cloud database may be formed using a Database as a Service (DBaaS). The DBaaS is a cloud computing service model that provides users with some form of access to a database (DB) without the need for setting up physical hardware, installing software or configuring for performance. DBaaS allows for DB connectivity without dealing with the DB management. The cloud database may also be generated by being installed on a virtual machine (VM) located in the cloud and requires that a user manage the database.

SUMMARY

In one aspect, a method includes migrating a database object from a source database to a target database, updating a storage of the location of the DB object to be the target database, directly accessing one of the target database and the source database during the migrating and executing, during the migrating, a database command by retrieving the DB object from the other one of the target database and the source database.

In another aspect, an apparatus includes electronic hardware circuitry configured to migrate a database object from a source database to a target database, update a storage of the location of the DB object to be the target database, directly access one of the target database and the source database during the migrating and execute, during the migrating, a database command by retrieving the DB object from the other one of the target database and the source database.

In a further aspect, an article includes a non-transitory computer-readable medium that stores computer-executable instructions. The instructions cause a machine to migrate a database object from a source database to a target database, update a storage of the location of the DB object to be the target database, directly access one of the target database and the source database during the migrating and execute, during the migrating, a database command by retrieving the DB object from the other one of the target database and the source database.

BRIEF DESCRIPTION OF THE DRAWINGS

FIG. 1 is a block diagram of an example of a system to migrate a DB from one database service to another database service, according to an embodiment of the disclosure.

FIG. 2 is a flowchart of an example of a process to migrate a DB from one database service to another database service, according to an embodiment of the disclosure.

FIG. 3 is a flowchart of an example of a process to use a target database after the process in FIG. 2 has initiated, according to an embodiment of the disclosure.

FIG. 4 is a flowchart of an example of a process to move a single table from one database service to another database service, according to an embodiment of the disclosure.

FIG. 5 is a block diagram of an example of a computer on which any portion of the process of FIGS. 2 to 4 may be implemented, according to an embodiment of the disclosure.

DETAILED DESCRIPTION

In one example, a benefit of using database as a service (DBaaS) is automated database (DB) administration, which

saves the user time and money, and allows the user to focus on the application without concern about management, scalability and so forth. However, this benefit does come with a disadvantage. In particular, by not having access to the host of the DB and to the administrative tools available for the administrator, the user is not provided a way to do a DB migration, much less online DB migration.

Some regular DBs provide online migration tools, and it is also possible to do such migration on the VM machine, but when using DBaaS, these capabilities are not applicable. Thus, the user cannot migrate to a different cloud provider, and is sometimes forced to live with an inferior and more expensive database service. Cloud providers are not motivated to provide database migration tools to allow a customer to move away from their DBaaS. Described herein are techniques to allow a user to migrate a DB from one database service (e.g., DBaaS) to another database service (e.g., DBaaS).

Referring to FIG. 1, a system 100 is an example of a system to migrate a database from one database service to another database service. In one example, the migration is from a first database service from a first cloud provider to a second database service from a second cloud provider. In other examples, the migration may be between databases services provided by the same cloud provider.

System 100 includes a host 102, a first database service 104a (e.g., DBaaS), and a second database service 104b (e.g., DBaaS). The host 102 includes an application 110 and an abstraction layer 118 (e.g., a database connectivity abstraction layer) that includes a migration module 120. The first database service 104a includes a source database service 136a and the second database 104b includes a target database 136b. Before database migration the source database 136a has the database information (e.g., database objects) and none of the source database 136a has transferred to target database 136b. After database migration, the target database 136b has the data information and there is no data left at source database 136a. During database migration there is some data on the source database 136a and the target database 136b.

The migration module 120 includes DB object location storage 140 that records where DB objects are located (e.g., either the source database 136a or the target database 136b).

A communications link 150 ties the source database 136a to the target database 136b. As will be further described herein either the source database 136a is accessed directly by the abstraction layer 118 or the target database 136b is accessed directly by the abstraction layer 118. However, in either case, during migration, data may be required to be accessed from both locations. The communication link 150 is used to ensure access of the data required regardless of where it is located and regardless of what database (source or target) is accessed directly.

As will be further described herein the migration module 120 intercepts messages (e.g., database commands using SQL, for example) from the application 110. The application 110 does not know that the migration module 120 is actually sending the messages to either a source database 136a or a target database 136b depending on the database migration.

Referring to FIG. 2, a process 200 is an example of a process to migrate a DB from one database service to another database service. Process 200 forms a communications link in the source database (202). For example, the migration module 120 establishes a communication link with the source database 136a.

Process 200 moves DB objects from the source database to the target database (206). For example, the migration

module **120** moves database objects from the source database **136a** to the target database **136b**. In one example, a DB object is a table. In another example, the DB object is a character large object (CLOB).

Process **200** records the location of the DB objects at target database (**210**). For example, for each DB object that has been moved to the target database **136b**, the migration module **120** records in the DB object location storage **140** that the DB object is now in the target database **136b**. Thus, when the application **110** sends a database command that relates to a DB object on the target database **136b**, the migration module **120**, after checking the DB object location storage **140**, routes the database command to the target database **136b**. Furthermore, when an application **110** views from the source database **136a** a DB object that has already been migrated a pointer will be used to point to the target database **136b** to view the DB object.

Referring to FIG. 3, a process **300** is an example of a process to use a target database after the process **200** has initiated. For example, process **300** is started after a majority of the DB object have transferred from the source database **136a** to the target database **136b**. While the process **300** is an example of directly accessing the target database **136b** after process **200** has initiated, one of ordinary skill in the art would recognize that the techniques of process **300** may be applied to the example of accessing the source database **136a** directly until after the migration is complete.

Process **300** generates a communications link in the target database (**303**). For example, the communications link **150** is established between the source database **136a** and the target database **136b**. Process **300** moves DB objects to the target database (**310**) and records the DB object now at the target database (**318**). For example, for each DB object that has been moved to the target database **136b**, the migration module **120** records in the DB object location storage **140** that the DB object is now in the target database **136b**. Thus, when the application **110** sends a database command that relates to a DB object on the target database **136b**, the migration module **120**, after checking the DB object location storage **140**, routes the database command to the target database **136b**.

Process **300** establishes remote access to enable access to DB objects at the source database (**320**). For example, if directly accessing the target base **136b** some DB objects may not have migrated to the target database **136b** yet. Remote access is used to access the source database through the communications link to access objects at the source database. In one particular example, relational databases use SQL commands, which may use a join command, for example, that involves multiple database tables. That is, the SQL command may include more than one DB object and each DB needs to be directed to the database that includes the DB object. For example, an SQL command will arrive that needs access to tables from the source database **136a** and the target database **136b**. In one example, an SQL synonym command is used to establish remote access to DB objects at the source database. In one particular example, an Emp(employee) table may be in the source database **136a** and Dept(department) table may be in the target database. Then a synonym command is generated such as a command: synonym to emp using the communications link **150** from the target database **136b** to the source database **136a**. In one particular example, process **300** may be modified so that either the target database or the source database may be accessed directly depending on how many DB objects have been migrated using the DB object location storage **140**. In another particular example, process **300** may be modified so

that either the target database **136b** or the source database **136a** may be accessed depending on where the DB objects are for a particular command (e.g., join command). For example, if all or a majority of the DB objects are at the target database, then the target database is accessed.

Referring to FIG. 4, a process **400** is an example of a process to move a single table from one database service to another database service. In particular, process **400** maintains data consistency but there is no downtime for the user waiting for the migration of the database to be completed.

Process **400** moves records of a table from a source database to a target database (**404**). For example, the migration module **120** move the records from of a table from the source database **136a** to the target database **136b**.

Process **400** keeps updates aside (**406**). For example, the migration module **120** keeps updates (e.g., changes) to the records and they are not applied to the table at the target database **136b**. In one example, the updates are kept at the source database **136a** in parallel.

Process **400** move records that have changed (**412**). For example, the records that have changed are moved to the target database **136b**.

Process **400** keeps new updates aside (**418**). For example, processing block **418** is the same as processing block **422**.

Process **400** determines if the number of new updates is smaller than a threshold number (**422**). If the number of new updates is smaller than a threshold number, then process **400** stops writes to the table (**424**), move the records that have changed (**426**) and resumes writes to the table (**428**).

If the number of new updates is not smaller than a threshold number, then process **400** repeats processing blocks **412**, **418** and **422**.

In other examples, process **400** may be replaced with a process that will stop writes to the table. For example, the migration module **120**, which intercepts command messages (e.g., SQLs), parses the command messages to identify which tables are being written to and holds these command messages from writing to a table being migrated until the migration of the table has completed.

Referring to FIG. 5, in one example, a migration module **120** is a migration module **120'**. The migration module **120'** includes a processor **502**, a volatile memory **504**, a non-volatile memory **506** (e.g., hard disk) and the user interface (UI) **508** (e.g., a graphical user interface, a mouse, a keyboard, a display, touch screen and so forth). The non-volatile memory **506** stores computer instructions **512**, an operating system **516** and data **518**. In one example, the computer instructions **512** are executed by the processor **502** out of volatile memory **504** to perform all or part of the processes described herein (e.g., processes **200**, **300** and **400**).

The processes described herein (e.g., process processes **200**, **300** and **400**) are not limited to use with the hardware and software of FIG. 5; they may find applicability in any computing or processing environment and with any type of machine or set of machines that is capable of running a computer program. The processes described herein may be implemented in hardware, software, or a combination of the two. The processes described herein may be implemented in computer programs executed on programmable computers/machines that each includes a processor, a non-transitory machine-readable medium or other article of manufacture that is readable by the processor (including volatile and non-volatile memory and/or storage elements), at least one input device, and one or more output devices. Program code may be applied to data entered using an input device to perform any of the processes described herein and to generate output information.

The system may be implemented, at least in part, via a computer program product, (e.g., in a non-transitory machine-readable storage medium such as, for example, a non-transitory computer-readable medium), for execution by, or to control the operation of, data processing apparatus (e.g., a programmable processor, a computer, or multiple computers)). Each such program may be implemented in a high level procedural or object-oriented programming language to communicate with a computer system. However, the programs may be implemented in assembly or machine language. The language may be a compiled or an interpreted language and it may be deployed in any form, including as a stand-alone program or as a module, component, subroutine, or other unit suitable for use in a computing environment. A computer program may be deployed to be executed on one computer or on multiple computers at one site or distributed across multiple sites and interconnected by a communication network. A computer program may be stored on a non-transitory machine-readable medium that is readable by a general or special purpose programmable computer for configuring and operating the computer when the non-transitory machine-readable medium is read by the computer to perform the processes described herein. For example, the processes described herein may also be implemented as a non-transitory machine-readable storage medium, configured with a computer program, where upon execution, instructions in the computer program cause the computer to operate in accordance with the processes. A non-transitory machine-readable medium may include but is not limited to a hard drive, compact disc, flash memory, non-volatile memory, volatile memory, magnetic diskette and so forth but does not include a transitory signal per se.

The processes described herein are not limited to the specific examples described. For example, the processes **200**, **300** and **400** are not limited to the specific processing order of FIGS. **2** to **4**, respectively. Rather, any of the processing blocks of FIGS. **2** to **4** may be re-ordered, combined or removed, performed in parallel or in serial, as necessary, to achieve the results set forth above.

The processing blocks (for example, in the processes **200**, **300** and **400**) associated with implementing the system may be performed by one or more programmable processors executing one or more computer programs to perform the functions of the system. All or part of the system may be implemented as, special purpose logic circuitry (e.g., an FPGA (field-programmable gate array) and/or an ASIC (application-specific integrated circuit)). All or part of the system may be implemented using electronic hardware circuitry that include electronic devices such as, for example, at least one of a processor, a memory, a programmable logic device or a logic gate.

Elements of different embodiments described herein may be combined to form other embodiments not specifically set forth above. Other embodiments not specifically described herein are also within the scope of the following claims.

What is claimed is:

1. A method for migrating a source database to a target database, the method comprising:

establishing a communication link, via an abstraction layer of a host computer, between the source database and the target database;

migrating, via the abstraction layer, database (DB) objects from the source database to the target database, wherein during the migrating the method further comprises:

for each of the DB objects, updating, at the host computer, a storage of the location of the corresponding DB object to be the target database, the location stored in a table;

intercepting a database command, by the abstraction layer from an application of the host computer, the abstraction layer transparent to the application;

identifying, from the table, in which of the source database and the target database a corresponding DB object subject to the database command resides;

directly accessing one of the target database and the source database in which the DB object subject to the database command resides; and

executing the database command by retrieving the DB object from the one of the target database and the source database.

2. The method of claim **1**, wherein at least one of the DB objects is a table, the migrating further comprising:

moving records of the table from the source database to the target database; and

after moving the records, moving records that have changed to the target database.

3. The method of claim **2**, further comprising keeping the records that have changed aside until the records of the table have moved to the target database.

4. The method of claim **2**, further comprising stopping write operations to the table, if a number of record changes is smaller than a threshold number.

5. The method of claim **1**, wherein at least one of the database objects is a table, the migrating further comprising stopping write operations to a first table of the database until after the first table has been migrated by parsing writes to the first table.

6. The method of claim **1**, further comprising:

upon determining, by the host computer, the DB object has already been migrated from the source database to the target database, applying a pointer with respect to the DB object, to point to the target database.

7. The method of claim **1**, wherein the database command is a command to access multiple DB objects, the method further comprising:

identifying from the table, locations in which the multiple DB objects are stored;

determining from the table which of the source database and the target database stores a majority of the multiple DB objects;

directly accessing the one of the source database and the target database determined to store the majority of the multiple DB objects; and

remotely connecting, via the abstraction layer through one of the source database and the target database determined to store the majority, to the other one of the source database and the target database to access remaining ones of the multiple DB objects.

8. The method of claim **1**, wherein the source database resides at a first cloud database service provider and the target database resides at a second cloud database service provider.

9. The method of claim **8**, wherein the host computer receives database-as-a-service (DBaaS) services from the first and second cloud database service providers.

10. An apparatus for migrating a source database to a target database, the apparatus comprising:

electronic hardware circuitry configured to:

establish a communication link, via an abstraction layer of a host computer, between the source database and the target database;

migrate, via the abstraction layer, database (DB) objects from the source database to the target database, wherein during migration the electronic hardware circuitry is further configured to:

for each of the DB objects, update, at the host computer, a storage of the location of the corresponding DB object to be the target database, the location stored in a table;

intercept a database command, by the abstraction layer from an application of the host computer, the abstraction layer transparent to the application;

identify, from the table, in which of the source database and the target database a corresponding DB object subject to the database command resides;

directly access one of the target database and the source database in which the DB object subject to the database command resides; and

execute the database command by retrieving the DB object from the one of the target database and the source database.

11. The apparatus of claim **10**, wherein the circuitry comprises at least one of a processor, a memory, a programmable logic device or a logic gate.

12. The apparatus of claim **10**, wherein at least one of the DB objects is a table, the migrating further comprising: moving records of the table from the source database to the target database; and after moving the records, moving records that have changed to the target database.

13. The apparatus of claim **12**, further comprising circuitry configured to keep the records that have changed aside until the records of the table have moved to the target database.

14. The apparatus of claim **12**, further comprising circuitry configured to stop write operations to the table, if a number of record changes is smaller than a threshold number.

15. The apparatus of claim **10**, wherein at least one of the database objects is a table, the migrating further comprising: stopping write operations to a first table of the database until after the first table has been migrated by parsing writes to the first table.

16. An article for migrating a source database to a target database, the article comprising:

a non-transitory computer-readable medium that stores computer-executable instructions, the instructions causing a machine to:

establish a communication link, via an abstraction layer of a host computer, between the source database and the target database;

migrate, via the abstraction layer, a database (DB) object from the source database to the target database, wherein during migration the instructions further cause the machine to:

for each of the DB objects, update, at the host computer, a storage of the location of the corresponding DB object to be the target database, the location stored in a table;

intercept a database command, by the abstraction layer from an application of the host computer, the abstraction layer transparent to the application;

identify, from the table, in which of the source database and the target database a corresponding DB object subject to the database command resides;

directly access one of the target database and the source database in which the DB object subject to the database command resides; and

execute the database command by retrieving the DB object from the other one of the target database and the source database.

17. The article of claim **16**, wherein at least one of the DB objects is a table, the migrating further comprising: moving records of the table from the source database to the target database; and after moving the records, moving records that have changed to the target database.

18. The article of claim **17**, further comprising instructions causing the machine to keep the records that have changed aside until the records of the table have moved to the target database.

19. The article of claim **17**, further comprising instructions causing the machine to stop write operations to the table, if a number of record changes is smaller than a threshold number.

20. The article of claim **16**, wherein at least one of the database objects is a table, the migrating further comprising: stopping write operations to a first table of the database until after the first table has been migrated by parsing writes to the first table.

* * * * *