



US00D458205S

(12) **United States Design Patent**
McCowin

(10) **Patent No.:** **US D458,205 S**

(45) **Date of Patent:** **** Jun. 4, 2002**

- (54) **SPEAR VENT CUSTOM WHEEL**
- (75) **Inventor:** **Jerry Wayne McCowin**, 10810 Hobbs Rd., Tyler, TX (US) 75708
- (73) **Assignee:** **Jerry Wayne McCowin**, Tyler, TX (US)
- (**) **Term:** **14 Years**

D406,091 S	2/1999	Nishida	D12/209
D410,886 S	6/1999	Nishida	D12/211
D414,155 S	9/1999	Doyle	D12/211
D414,738 S	10/1999	Escue	D12/209
D416,847 S	* 11/1999	Couzyn et al.	D12/209
D419,942 S	* 2/2000	Lampkin	D12/209
D433,374 S	* 11/2000	Wang	D12/209
D438,501 S	3/2001	Noriega	D12/209
D438,502 S	3/2001	Noriega	D12/209
D444,759 S	* 7/2001	Hartl	D12/211

- (21) **Appl. No.:** **29/146,919**
- (22) **Filed:** **Aug. 17, 2001**

* cited by examiner

Primary Examiner—Stacia Cadmus

- (51) **LOC (7) Cl.** **12-16**
- (52) **U.S. Cl.** **D12/209**
- (58) **Field of Search** D12/204-211;
301/37.1, 64.1, 65

(57) **CLAIM**


The ornamental design for a spear vent custom wheel, as shown and described.

DESCRIPTION

FIG. 1 is a front view of a spear vent custom wheel, showing my new design;
FIG. 2 is an enlarged perspective view thereof; and,
FIG. 3 is a side view thereof.

- (56) **References Cited**
U.S. PATENT DOCUMENTS
- D387,320 S * 12/1997 Niles D12/211
- D396,682 S * 8/1998 Sacco et al. D12/209
- D402,952 S * 12/1998 Sycha D12/211
- D404,702 S 1/1999 Celeste D12/211

1 Claim, 2 Drawing Sheets






FIG. 1

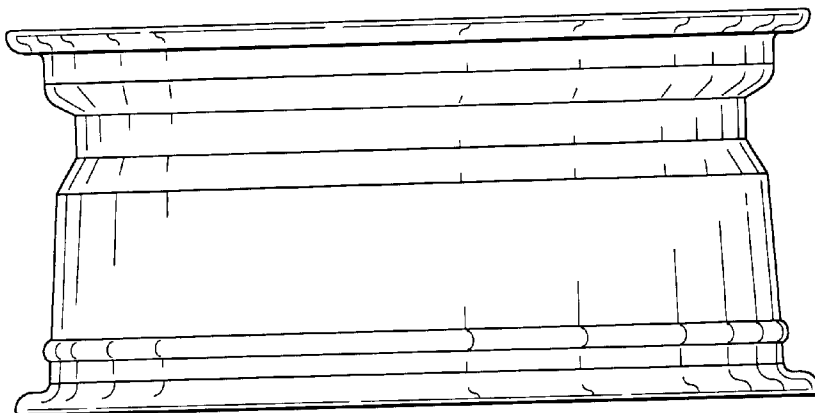


FIG. 3




FIG. 2