



US00D460661S

(12) **United States Design Patent**  
Norris et al.

(10) **Patent No.:** **US D460,661 S**

(45) **Date of Patent:** **\*\* Jul. 23, 2002**

(54) **BEVERAGEWARE**

(75) Inventors: **Daniel A. Norris**, Williamsville, NY  
(US); **Ron Lapsker**, Maple (CA)

(73) Assignee: **Starline USA, Inc.**, Grand Island, NY  
(US)

(\*\*) Term: **14 Years**

(21) Appl. No.: **29/154,017**

(22) Filed: **Jan. 15, 2002**

(51) **LOC (7) Cl.** ..... **07-01**

(52) **U.S. Cl.** ..... **D7/533; D7/532**

(58) **Field of Search** ..... **D7/509, 523, 536,**  
**D7/533, 510, 511, 507, 532; 220/710.5,**  
**714, 713, 719, 715, 737, 254; 215/396,**  
**DIG. 8, 382**

(56) **References Cited**

**U.S. PATENT DOCUMENTS**

D38,248 S	*	9/1906	Helmer	.....	D7/523
1,128,216 A	*	2/1915	Anderson	.....	D7/523
2,028,566 A	*	1/1936	Seipel	.....	220/737 X
D234,110 S	*	1/1975	Achenbach	.....	D7/532
5,449,089 A	*	9/1995	Turner et al.	.....	220/675
D377,293 S	*	1/1997	Husted	.....	D7/510
D383,037 S	*	9/1997	Asberg	.....	D7/511
D386,948 S	*	12/1997	Wissinger	.....	D7/533
D396,777 S	*	8/1998	Inoue	.....	D7/511
D398,187 S	*	9/1998	Parker	.....	D7/510

D398,815 S	*	9/1998	Hatsumoto et al.	.....	D7/533
D404,256 S	*	1/1999	Asberg	.....	D7/511
D406,011 S	*	2/1999	Hatsumoto et al.	.....	D7/510
D408,221 S	*	4/1999	Asberg	.....	D7/511
D412,088 S	*	7/1999	Otake	.....	D7/510
D420,254 S	*	2/2000	Park	.....	D7/510
D422,842 S	*	4/2000	Freed	.....	D7/533
D431,158 S	*	9/2000	Schwab	.....	D7/510
D437,185 S	*	2/2001	Freed	.....	D7/510

\* cited by examiner

*Primary Examiner*—M. N. Pandozzi

(74) *Attorney, Agent, or Firm*—Hodgson Russ LLP

(57) **CLAIM**

The ornamental design for beverageware, as shown and described.

**DESCRIPTION**

FIG. 1 is a perspective view of beverageware showing our new design;

FIG. 2 is a right-hand side elevational view thereof, the left-hand side view thereof being a mirror image of the side shown;

FIG. 3 is a front elevational view thereof;


FIG. 4 is a rear elevational view thereof;

FIG. 5 is a top plan view thereof; and,

FIG. 6 is a bottom plan view thereof.

The broken line showing of a lid in FIG. 1 is for illustrative purposes only and forms no part of the claimed design.

**1 Claim, 3 Drawing Sheets**






FIG. 1

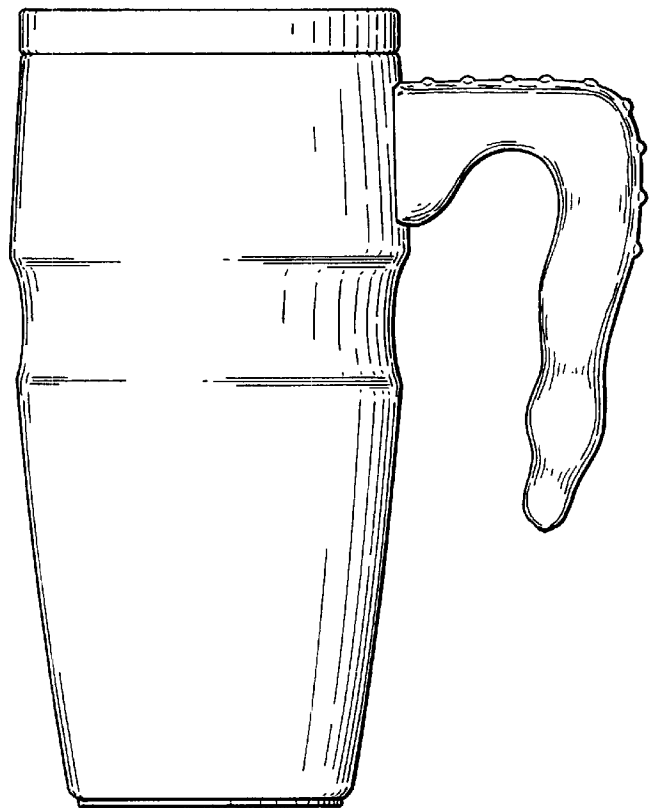


FIG. 2

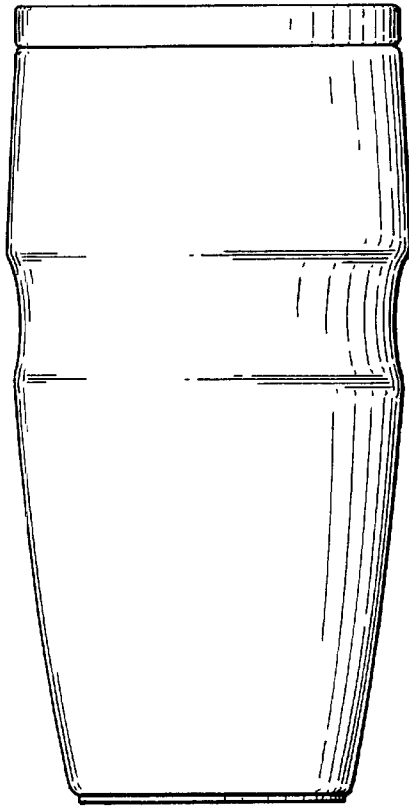


FIG. 3

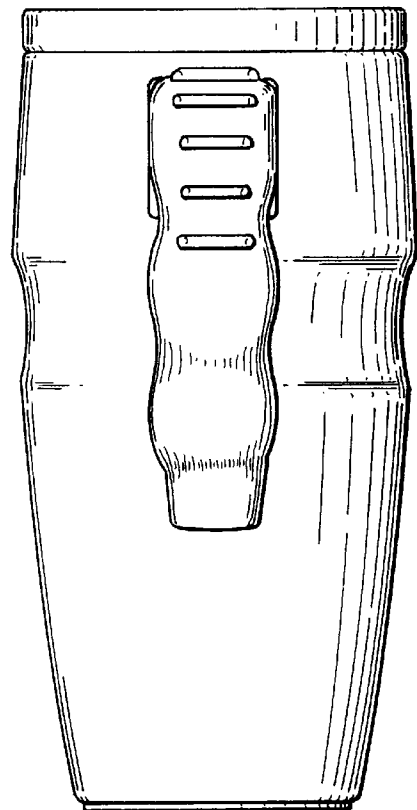


FIG. 4

FIG. 5

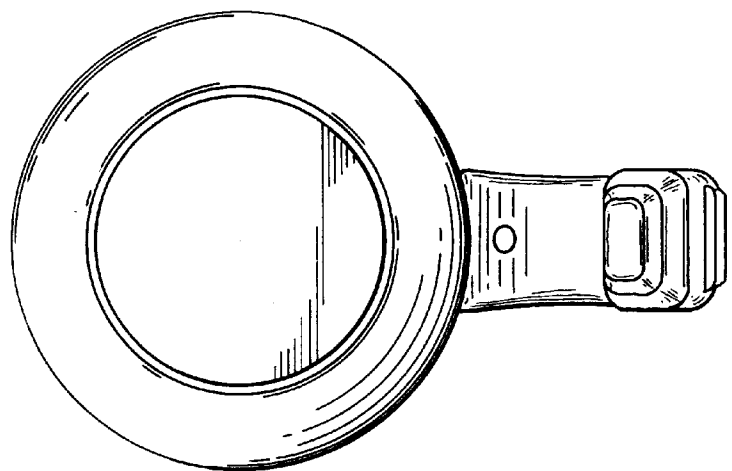
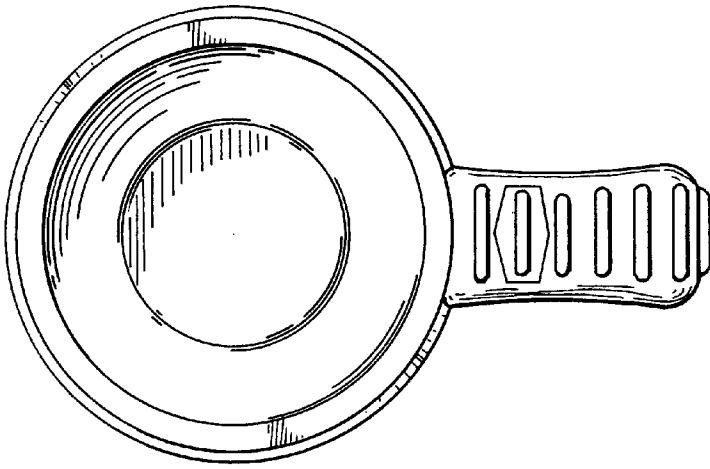


FIG. 6