



US00D375248S

# United States Patent [19]

[11] **Patent Number:** **Des. 375,248**

**Bryant**

[45] **Date of Patent:** **\*\*Nov. 5, 1996**

[54] **LOCKING PLATE FOR CONNECTING A TRAILER AND TOWING COUPLING BALL**

D. 350,054 8/1994 Richter ..... D8/343 X  
5,136,863 8/1992 Richardson ..... 70/14

[75] Inventor: **Kermit Bryant**, Arkadelphia, Ark.

*Primary Examiner*—Brian N. Vinson  
*Attorney, Agent, or Firm*—Stephen D. Carver; Trent C. Keisling

[73] Assignee: **B & H Products, Inc.**, Friendship, Ark.

[\*\*] Term: **14 Years**

[57] **CLAIM**

[21] Appl. No.: **42,846**

The ornamental design for a locking plate for connecting a trailer and a towing coupling ball, as shown and described.

[22] Filed: **Aug. 18, 1995**

**DESCRIPTION**

[52] **U.S. Cl.** ..... **D8/344**

[58] **Field of Search** ..... D8/330, 331, 333,  
D8/343, 344; 70/14, 57, 174, 237, 258,  
431; 292/288, DIG. 2

FIG. 1 is a frontal isometric view showing my locking plate for connecting a trailer and a towing coupling ball;

FIG. 2 is a rear isometric view thereof;

FIG. 3 is a top plan view thereof, the opposite side being a mirror thereof; and,

FIG. 4 is a side elevational view thereof, the opposite side being a mirror image.

[56] **References Cited**

**U.S. PATENT DOCUMENTS**

D. 241,506 9/1976 Condos ..... D8/344  
D. 276,888 12/1984 Jaeger ..... D8/330  
D. 288,523 3/1987 Mickelson ..... D8/330

**1 Claim, 1 Drawing Sheet**

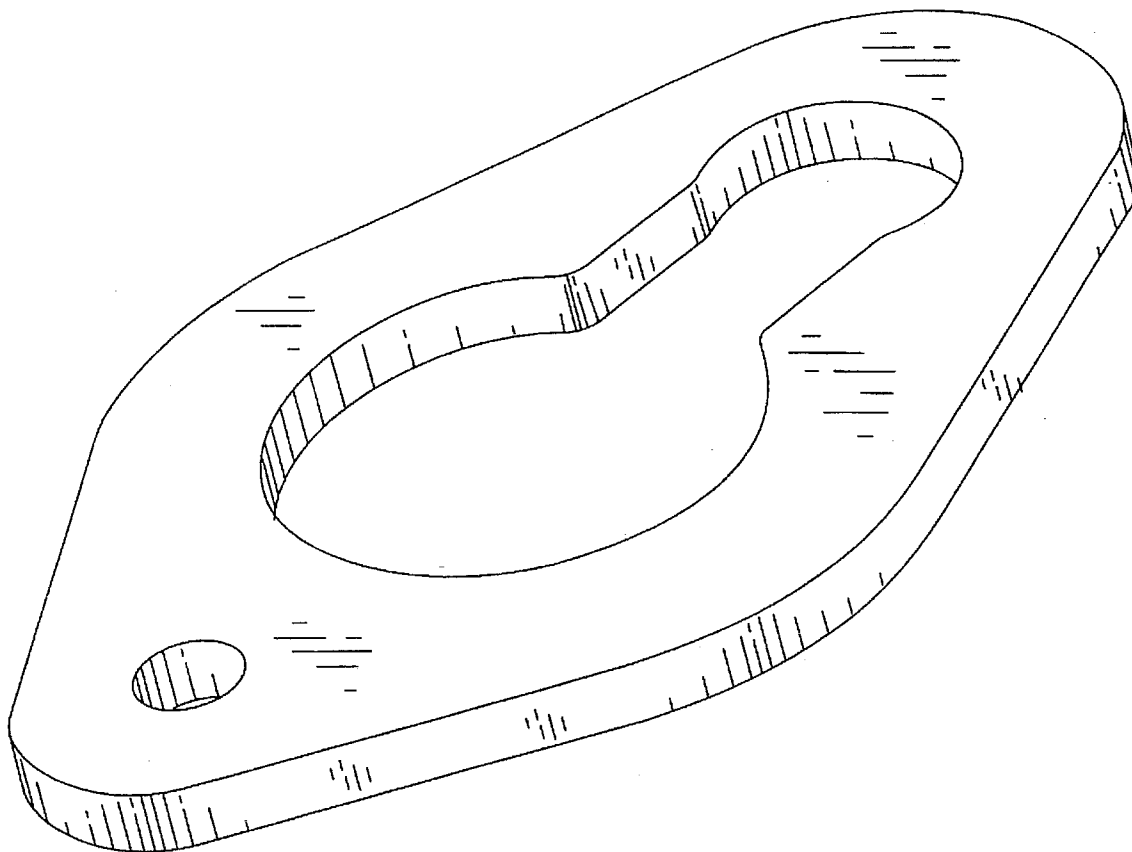


FIG. 1

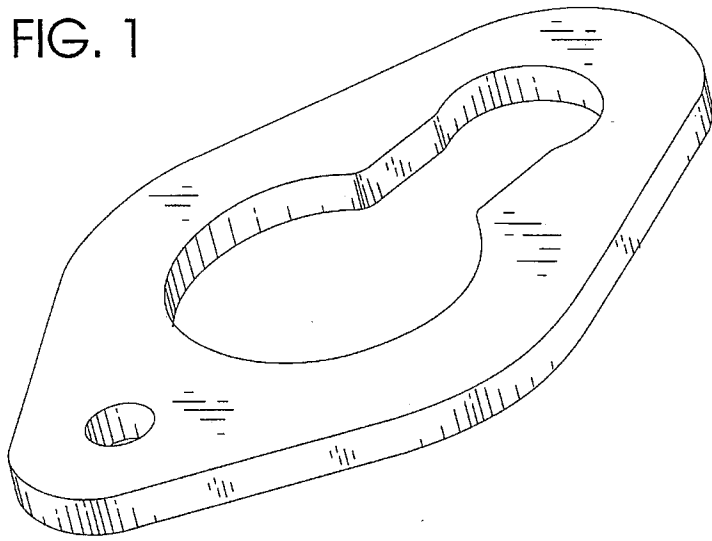


FIG. 2

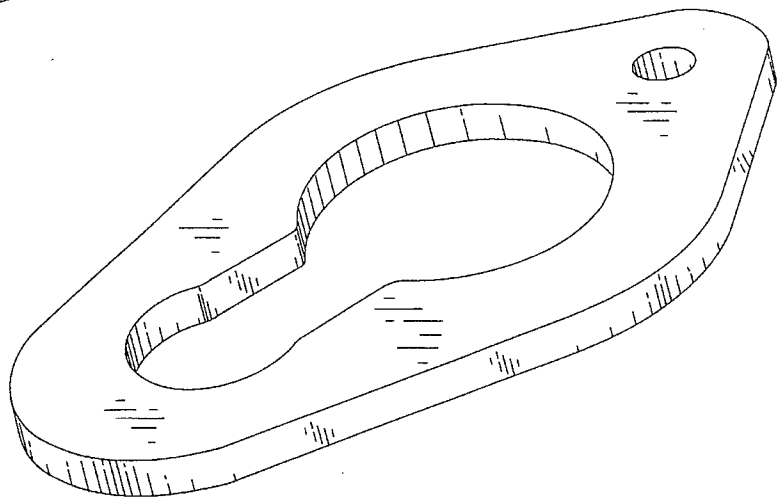


FIG. 3

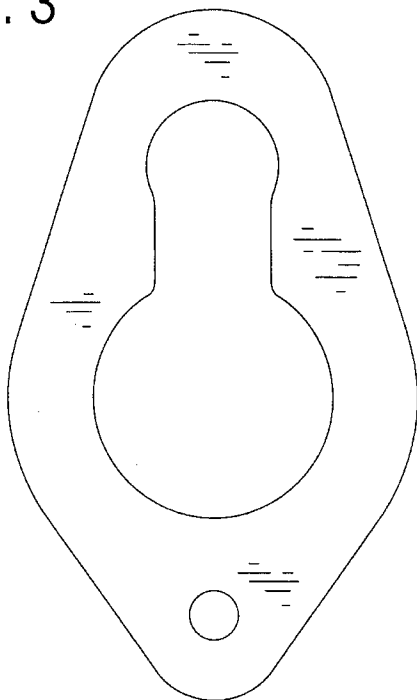


FIG. 4

