Sept. 16, 1969 I. M. MOONEY 3,466,665

HEADWEAR

Filed Jan. 5, 1966

FIG. 1



FIG. 2

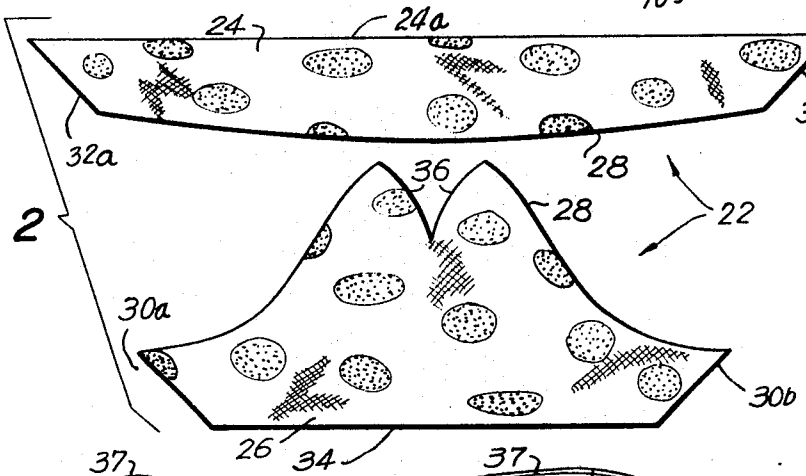

FIG. 3

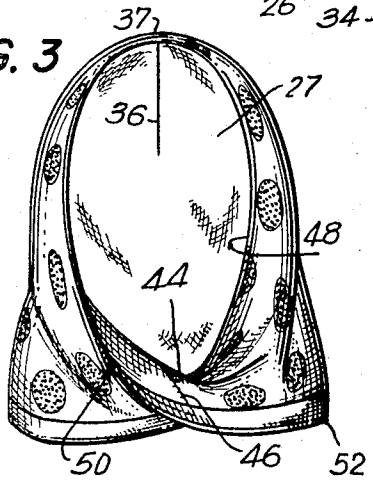

FIG. 4

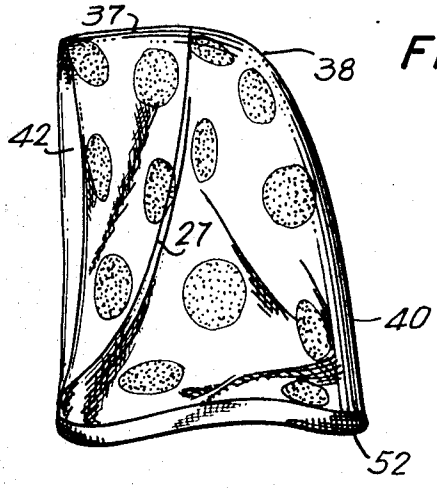

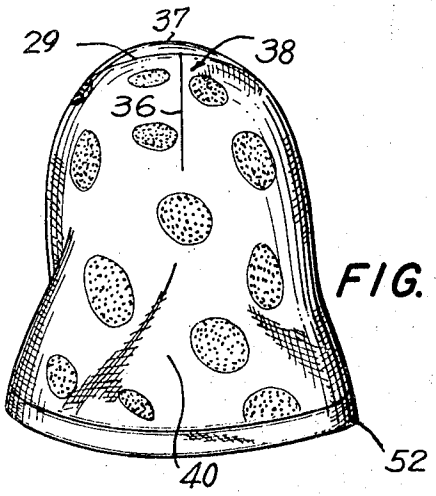

FIG. 5

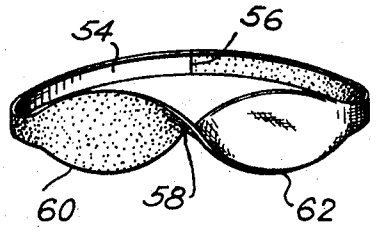

FIG. 6

United States Patent Office 3,466,665 Patented Sept. 16, 1969

3,466,665

HEADWEAR

Ida May Mooney, Center Island, Oyster Bay, N.Y. 11771

Filed Jan. 5, 1966, Ser. No. 518,888
Int. Cl. A42b 5/00
U.S. Cl. 2—207 4 Claims

ABSTRACT OF THE DISCLOSURE

A hood comprising two elongated pieces of material secured together along one edge and end to end to form an annular band having a 180° twist therein.

This invention relates to articles of apparel and to related methods for making the same.

The invention is primarily concerned with the provision of an improved hood-scarf, whose principal unique feature is the maner in which it turns or twists below the face to form a drape and which need not be secured or pinned to maintain the shape of the drape. However, as will be seen, the techniques of the invention are readily applicable to additional and different types of apparel, as will become apparent hereinafter.

Accordingly, it is an object of the invention to provide improved articles of apparel and improved techniques for manufacturing the same.

More particularly, it is an object of the invention to derive from a classical geometrical shape a new form of article of apparel having an unusually graceful appearance.

A hood or scarf provided in accordance with the invention will preferably be in the form of a cowl which touches the top of the shoulder of the user, providing protection for the back of the neck and at the same time allowing for an unusually graceful drape of the cloth. This hood-scarf can be adapted to many uses, primarily determined by the fabric employed when the pattern is applied.

By way of example, the hood-scarf of the invention can be used as a rainhood when made of a fabric which is waterproofed and such a hood-scarf can also be made of cotton or silk or the like. Moreover, the hood-scarf can be used as protection against the cold if made of a fabric such as wool, gabardine, jersey or the like. It can, furthermore, be used as protection from the sun if made of a fabric such as terrycloth and so forth.

The article of apparel of the invention can, moreover, be used as a decorative item for formal wear or for wearing to religious services and for this purpose can be made of lace, starched chiffon, embroidered net, or any other light and airy fabric which is of light weight and which is semi-transparent so that the coiffure is protected against ambient atmospheric conditions.

In addition to the provision of a hood-scarf, it is a further object of the invention to provide techniques which are applicable as well to the provision of turbans, bikinis, sun bathing tops and so forth.

Briefly, in accordance with the invention there is provided an article of apparel comprising a Moebius strip of apparel material such as those mentioned above, said strip being in the form of an endless ring having a single 180° twist therein.

The invention will be more clearly understood from the following detailed description of some preferred embodiments thereof, as illustrated in the accompanying drawing in which:

FIGURE 1 diagrammatically illustrates a step in the procedure of forming an article of apparel in accordance with the invention;

FIGURE 2 illustrates a pattern before it is assembled to constitute a hood-scarf in accordance with the invention;

FIGURE 3 is a front view of a hood-scarf provided in accordance with the invention;

FIGURE 4 is a side view of the hood-scarf of FIG. 3;

FIGURE 5 is a rear view of the hood-scarf illustrated in FIG. 3; and

FIGURE 6 is an illustration of how the technique of the invention can be applied to another article of apparel such as a sun bathing top.

In FIG. 1 is illustrated a strip of apparel material **10**, such as silk, cotton, wool, plastic material and the like.

The strip **10** includes two ends **12** and **14**, as well as two faces **16** and **18** which are on opposite sides of the strip and which are both exposed in the view of FIG. 1, due to the fact that a twist **20** is provided in said strip.

The twist **20** is a single twist of 180° and constitutes the instrument by which opposite faces of the strip are concomitantly exposed to the same viewer. A Moebius strip is provided by joining the ends **12** and **14** to one another in a manner which is described more fully hereinafter.

FIG. 2 illustrates a blank pattern **22** for forming a hood-scarf in accordance with the invention, said pattern including an elongated element **24** and a second elongated element **26**, these elements or members being connected as shown in FIG. 3 along edges **28** and **28'** to form a seam **29** in what will be described as parallel relationship. Each element **24** or **26** may have a corresponding element aligned therewith in face-to-face relationship in the form of a lining **27**. These elements may be provided with hems or decorative borders, as desired, in any conventional fashion.

Considered as a whole, the blank pattern **22** has narrow portions **30***a* and *b* and **32***a* and *b* and a wider portion **34**, considered relative to a longitudinal axis of the pattern, which axis may be regarded for purposes of illustration as being represented by the seam **29**. The wider portion **34** of the pattern will be employed to form the cowl portion of the hood-scarf of the invention, as will be seen hereinbelow, and to facilitate the shaping of this cowl portion, there is provided in the pattern a V-shaped cut-out having edges **36** extending perpendicularly of the seam **29**, said tuck being made permanent by sewing with thread in conventional manner.

It will be noted that element **24** is an elongated element having two ends constituted by narrow portions **32***a* and **32***b* and that element **24** moreover has two elongated sides one of which is indicated at **24***a* and the other of which is constituted by edge **28**. It will also be seen that ends **32***a* and *b* are oblique to side **24***a*. Edge **28** is slightly convex.

Similarly, it will be noted that narrow portions **30***a* and *b* constitute the ends of element **26** which is elongated and has a side constituted by edge **28'** and a second edge **34**. Element **26** is shorter than element **24**. Ends **30***a* and *b* are oblique relative to edge **34**. Side or edge **28'** is of sinuous shape and is also generally convex. It is, in fact, more convex than is edge **28** and it is centrally provided with the aforenoted cut-out **36**.

For assembly, edges **36** are sewed together to form a tuck. Then sides **28** and **28'** are connected together thereby forming a hood-like structure as will appear in FIGS. 3–5. One of the thusly connected ends **30***a*–**32***a* and **30***b*–**32***b* is then given a one-hundred and eighty degree twist and end **30***a*–**32***a* is next sewed to end **30***b*–**32***b*.

In FIGS. 3–5 it is seen that the resulting hood-scarf comprises a top portion **37**, a cowl portion **38** and a skirt portion **40**, there being an opening **42** for the face, said opening being gracefully attended by the seam **28**

and the rear or cowl **38** being appropriately shaped by inclusion of the tuck **36**. The twist is indicated at **44**, whereat it will gracefully underlie the chin of the wearer, the ends being connected along a seam indicated at **46** provided with the use of thread in any conventional manner.

The hood-scarf thusly fashioned will fall or be draped in graceful folds, as indicated by way of example at **48** and **50**, and if desired, a hem **52** may be employed to give the desired finished effect at the lower extremities of the subject article of apparel.

As seen in FIG. 6, the techniques of the invention can be further employed with other articles of apparel, such as for sun bathing tops, the strip **54** being sewed together at seam **56** and a twist **58** being provided to form a Moebius strip and being located in the wider portion of the strip in order to form two cups **60** and **62**, between which will be located extremely graceful pleats or folds connecting the cups **60** and **62** together.

It is thus seen that the invention contemplates the provision of an improved article of apparel comprising a Moebius strip of apparel material in the form of an endless ring having a single 180° twist therein. It is to be appreciated that within the strip of apparel material, different materials may be employed, such as, for example, a combination of cloth and suede or cloth and plastic material. There will further be appreciated that the strip may be provided with opposite sides which are differently decorated, or that the strip may be constituted by pieces of material arranged in face-to-face relationship.

It will also be understood that the strip may include relatively wide and narrow portions, the strip being selectively located in the narrow or wider portions, as required in accordance with the article of apparel to be formed.

The method of the invention will involve making an article of apparel by forming a twist of 180° in a strip of apparel material having two ends and connecting these ends together to form an endless ring. Tucks and seams may be provided in the pattern as required in accordance with the article of apparel to be formed.

What is claimed is:

1. An article of apparel for covering the head and neck of a wearer, said article comprising first and second elongated elements, said first element having two ends and two elongated sides one of which is convex, said second element having two ends and two elongated sides one of which is sinuous and generally convex to an extent greater than that of the convex side of said first element, said second element having a tuck cutout formed centrally in the sinuous side thereof with the edges of said tuck cutout being connected together, said convex sides being connected together to form an elongated head and neck-conforming unit having two ends one of which is twisted through a one-hundred and eighty degree turn and connected to the other to form a hood-like section to cover the head of the wearer with a twisted section to cover the throat of the wearer.

2. An article as claimed in claim **1** wherein the ends of the first and second elements are obliquely disposed relative to the respective other elongated sides thereof.

3. An article as claimed in claim **1** wherein said first element is longer than said second element.

4. An article as claimed in claim **1** wherein said first and second elements are of cloth or plastic.

References Cited

UNITED STATES PATENTS

2,047,230	2/1936	Schneider	2—192 XR
2,261,274	11/1941	Owen	2—174
2,474,507	6/1949	Wolfe	2—209.3
3,222,683	12/1965	Less	2—150
3,229,308	1/1966	Jensen	2—171

FOREIGN PATENTS

70,502	11/1966	Austria.
551,542	2/1943	Great Britain.

JORDAN FRANKLIN, Primary Examiner

GEORGE H. KRIZMANICH, Assistant Examiner