



US00D797933S

(12) **United States Design Patent**  
**Fleenor**

(10) **Patent No.:** **US D797,933 S**

(45) **Date of Patent:** **\*\* Sep. 19, 2017**

(54) **LIGHT TUNNEL FOR ELECTROSURGICAL PENCIL**

5,306,238 A	4/1994	Fleenor
5,417,655 A	5/1995	Divilio et al.
5,431,650 A	7/1995	Cosmescu
5,484,435 A	1/1996	Fleenor et al.
5,578,000 A	11/1996	Greff et al.
5,674,219 A	10/1997	Monson et al.

(Continued)

(71) Applicant: **Richard P. Fleenor**, Greenwood Village, CO (US)

(72) Inventor: **Richard P. Fleenor**, Greenwood Village, CO (US)

(\*\*) Term: **15 Years**

(21) Appl. No.: **29/571,532**

(22) Filed: **Jul. 19, 2016**

**Related U.S. Application Data**

(63) Continuation of application No. 29/529,068, filed on Jun. 3, 2015, now Pat. No. Des. 761,962.

(51) **LOC (10) Cl.** ..... **24-02**

(52) **U.S. Cl.**  
USPC ..... **D24/144**

(58) **Field of Classification Search**  
USPC ..... D24/144, 147, 133  
CPC ... A61B 18/1402; A61B 18/042; A61B 18/14;  
A61B 18/20; A61B 90/13  
See application file for complete search history.

(56) **References Cited**

**U.S. PATENT DOCUMENTS**

4,562,838 A	1/1986	Walker
4,688,569 A	8/1987	Rabinowitz
4,826,513 A	5/1989	Stackhouse et al.
4,963,134 A	10/1990	Backscheider et al.
4,986,839 A	1/1991	Wertz et al.
5,047,072 A	9/1991	Wertz et al.
5,061,268 A	10/1991	Fleenor
5,097,828 A	3/1992	Deutsch
5,098,430 A	3/1992	Fleenor
5,108,389 A	4/1992	Cosmescu
5,192,267 A	3/1993	Shapira et al.
5,234,428 A	8/1993	Kaufman
5,246,440 A	9/1993	Van Noord

**FOREIGN PATENT DOCUMENTS**

CN	102440834 A	5/2012
WO	2004054626 A2	1/2004

*Primary Examiner* — Wan Laymon

(74) *Attorney, Agent, or Firm* — Marsh Fischmann & Breyfogle LLP


(57) **CLAIM**

The ornamental design for the light tunnel for electro-surgical pencil, as shown and described.

**DESCRIPTION**

FIG. 1 is a perspective view of the light tunnel for electro-surgical pencil.  
 FIG. 2 is a first side view of the light tunnel for electro-surgical pencil.  
 FIG. 3 is a second side view of the light tunnel for electro-surgical pencil.  
 FIG. 4 is a first end view of the light tunnel for electro-surgical pencil.  
 FIG. 5 is a second end view of the light tunnel for electro-surgical pencil.  
 FIG. 6 is a top view of the light tunnel for electro-surgical pencil.  
 FIG. 7 is a bottom view of the light tunnel for electro-surgical pencil; and,  
 FIG. 8 is a perspective view of the light tunnel for electro-surgical pencil as located for use.  
 The broken lines depict non-claimed subject matter and form no part of the claimed design.

**1 Claim, 5 Drawing Sheets**



(56)

References Cited

U.S. PATENT DOCUMENTS

5,693,044	A	12/1997	Cosmescu	7,083,601	B1	8/2006	Cosmescu	
5,709,675	A	1/1998	Williams	7,112,199	B2	9/2006	Cosmescu	
5,836,944	A	11/1998	Cosmescu	7,166,102	B2	1/2007	Fleenor et al.	
5,843,080	A	12/1998	Fleenor et al.	7,294,116	B1	11/2007	Ellman et al.	
6,001,077	A	12/1999	Ellman et al.	7,329,253	B2	2/2008	Brounstein et al.	
6,053,910	A	4/2000	Fleenor	7,367,971	B2	5/2008	Fleenor et al.	
6,083,221	A	7/2000	Fleenor et al.	7,597,731	B2	10/2009	Palmerton et al.	
6,099,525	A	8/2000	Cosmescu	8,690,872	B2	4/2014	Jayaraj	
6,110,259	A	8/2000	Schultz et al.	8,882,768	B2	11/2014	Greep et al.	
6,142,995	A	11/2000	Cosmescu	9,554,867	B2*	1/2017	Cosmescu .....	A61B 18/1402
6,146,353	A	11/2000	Platt, Jr.	2007/0049927	A1	3/2007	Saltzman	
6,149,648	A	11/2000	Cosmescu	2007/0129722	A1*	6/2007	Cosmescu .....	A61B 18/1402 606/42
6,214,000	B1	4/2001	Fleenor et al.	2008/0228247	A1	9/2008	Fung	
6,454,764	B1	9/2002	Fleenor et al.	2008/0287893	A1	11/2008	Ineson	
6,458,125	B1	10/2002	Cosmescu	2009/0076504	A1	3/2009	Schnitzler	
6,524,307	B1	2/2003	Palmerton et al.	2010/0145328	A1	6/2010	Hancock et al.	
6,544,210	B1	4/2003	Trudel et al.	2010/0145333	A1	6/2010	Dethier et al.	
6,562,032	B1	5/2003	Ellman et al.	2012/0221000	A1	8/2012	Bromley et al.	
6,616,658	B2	9/2003	Ineson	2012/0283718	A1	11/2012	Cosmescu	
6,648,902	B2	11/2003	Colgan et al.	2012/0283728	A1	11/2012	Cosmescu	
6,666,859	B1	12/2003	Fleenor et al.	2014/0276763	A1	9/2014	Greep et al.	
				2014/0293590	A1	10/2014	Pathy	

\* cited by examiner

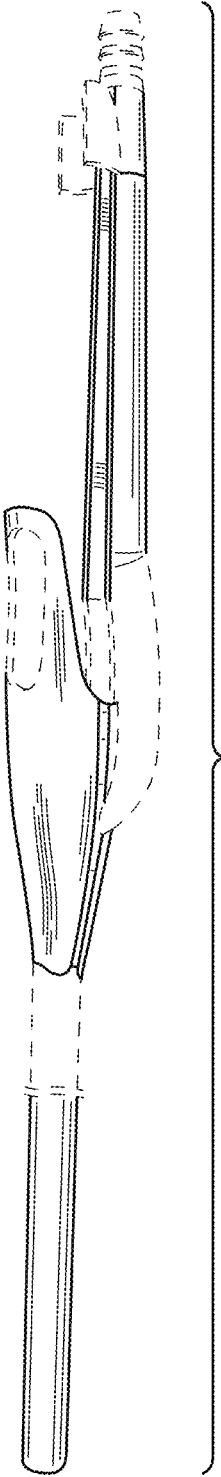


FIG.1

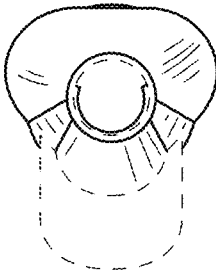


FIG.2

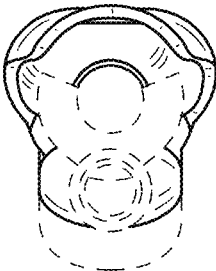


FIG.3

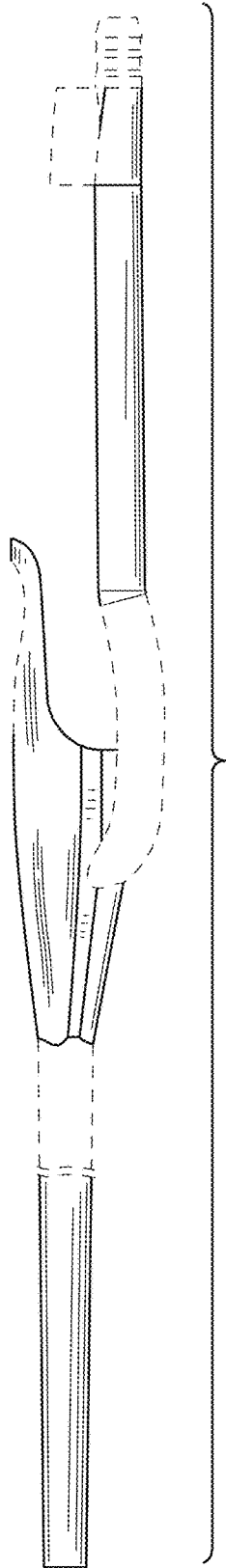


FIG. 4

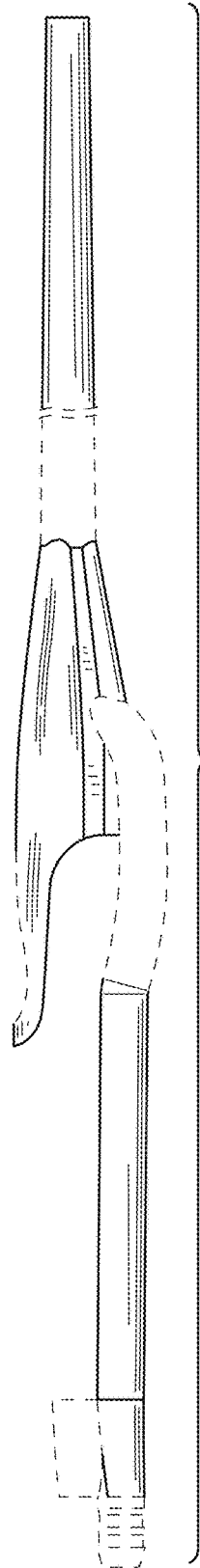


FIG. 5

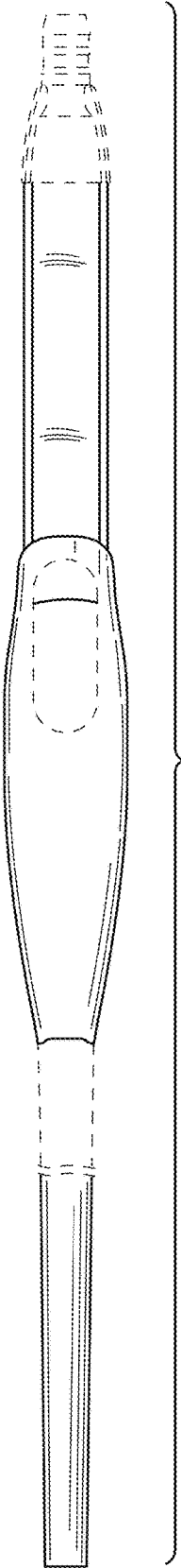


FIG. 6

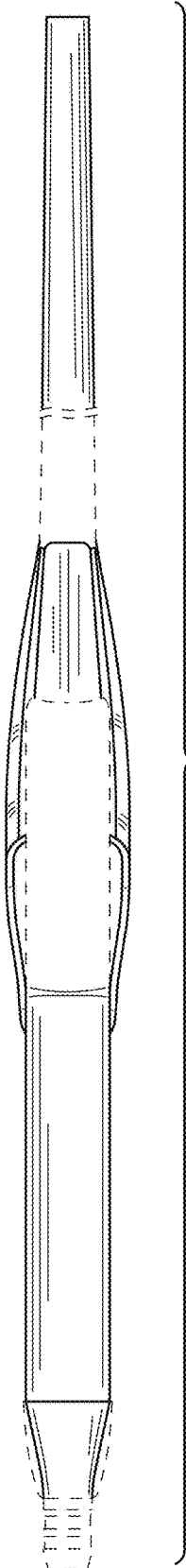


FIG. 7

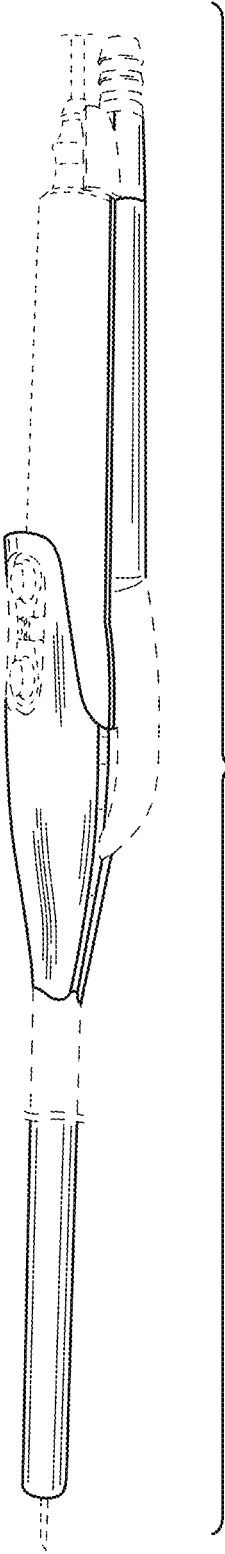


FIG.8