

ORGANISATION AFRICAINE DE LA PROPRIETE INTELLECTUELLE
(O.A.P.I.)



19

11 N° 010630

51 Inter. Cl. 6
A61B 10/00
B01L 3/00
G01N 33/543

12 BREVET D'INVENTION

21 Numéro de dépôt: 70120

22 Date de dépôt: 31.10.1997

30 Priorité(s): U.S.A.
11.03.1996 N° 08/613,487

24 Délivré le: 29.12.1998

45 Publié le: 24 AVR 2001

73 Titulaire(s):
AMERICAN BIO MEDICA CORPORATION
102 Simons Road
Ancramdale
NY 12503
(U.S.A.)

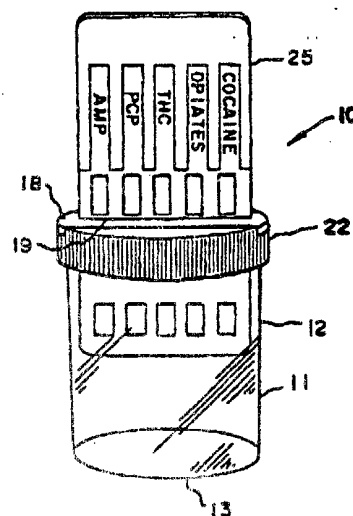
72 Inventeur(s):
CIPKOWSKI, Stan
102 Simons Road
Ancramdale
NY 12503 (US)

74 Mandataire: CABINET J. EKEME
B.P. 6370
YAOUNDE - Cameroun

54 Titre: Device for the collection, testing and shipment of body fluid samples.

57 Abrégé:

A drug abuse test kit has a transparent cup-like container for retaining a fluid sample to be tested and the open top end of the container is closed by a closure cap seated upon the open end. There is a slit in the closure cap to receive a multiple drug test card having a plurality of immunoassay test strips thereon with visual endpoints to indicate presence or absence of a particular drug. The container is provided with a second cover which is solid and unslit to close and seal the container when a sample therein is to be transported.



DEVICE FOR THE COLLECTION, TESTING
AND SHIPMENT OF BODY FLUID SAMPLES

RELATED APPLICATIONS

For purposes of the United States of America, this is a
5 continuation-in-part application of United States Patent
Application Serial No. 08/613,487 filed March 11, 1996.

TECHNICAL FIELD

The present invention relates to a test kit for the
collection and testing of urine samples for drugs of abuse and
10 subsequent shipment of the sample, more particularly, to such a
test kit having a cup-like container and a test card for
indicating visually the presence of particular drugs of abuse.

BACKGROUND ART

The increased availability and use of drugs of abuse by
15 the general population has caused employers, governmental
agencies, sports groups and other organizations to utilize drug
screening both as a condition of employment and in order to
maintain safety in the work place. Typical drug screening
tests are performed for the purpose of quickly identifying on a
20 qualitative basis the presence of drugs in a body fluid which

may be urine. A complete analysis of the sample may then be carried out in a laboratory only if the preliminary screening results are positive. More and more such drug screenings are taking place on site or the work place and are generally

5 carried out by testing personnel who are generally not technically trained, such as laboratory technicians. It is thus important that the drug screening procedure is simple but yet reliable. Further, the test apparatus must be such so as to enable the testing personnel to avoid all contact with the

10 fluid specimen which is being tested.

Various forms of devices have been proposed for the collection and taking of body fluids, such as urine, which have proved to be cumbersome in operation since they involve a number of separate steps. Initially, the sample was collected

15 and several additional steps were then required to transfer the urine sample to an analysis device. This multiple step procedure required the manual handling of the specimen through various devices and the use of such transfer devices inevitably caused spills which may result in contamination to the tester

20 and surroundings. In addition, nontechnical personnel who perform the screening tests on urine samples objected to coming into any kind of contact with the urine sample and even the handling of the sample itself.

Many of the known testing devices were rather complex in

25 that they included a container for the specimen, and,

subsequently it was necessary to transfer the specimen or at least a portion thereof to another compartment of the container in order to perform the test. This transfer of the specimen required vigorous shaking of the container or turning the container upside down in order to cause the flow of the specimen into a test compartment. It was therefore necessary to make the containers leak proof under such condition and the results was a complicated and expensive container structure.

Further, the containers incorporated the structure by means of which reagent strips were mounted in a test compartment of the container and which structure also enabled the fluid sample to flow into the test compartment into contact with the reagent strips. Such a mounting of the reagent strips further resulted in complicating the structure of the container since it was also necessary that provision be made to view the reagent strips from outside of the container. This was generally achieved by providing a transparent window or some other mounting of the reagent strips so as to be visible to testing personnel.

DISCLOSURE OF INVENTION

It is therefore the principal object of the present invention to provide a simplified and inexpensive device for the collection and testing of body fluid samples, particularly urine, for drugs of abuse and subsequent shipment of the sample.

It is an additional object of the present invention to provide such a device which includes a closed container for retaining a urine sample having such a closure structure that test card having a plurality of test strips thereon may be
5 introduced into the container such that the test strips contact the urine sample.

It is a further object of the present invention to provide a test card having a plurality of immunoassay test strips thereon with each strip being responsive to a particular drug
10 of abuse and having a visual endpoint to indicate the presence or absence of a particular drug.

The objects of the present invention are achieved and the disadvantages of the prior art are eliminated by the drug abuse test device according to the present invention which may
15 comprise a cup-like transparent container for retaining a urine sample to be tested. The open top of the container has a closure cover or cap and there is a diametrical slit in the cap. The slit is of such a size to accommodate a test card which as a plurality of immunoassay test strips mounted thereon
20 in parallel on one side and each test strip is responsive to a particular drug of abuse. The test card is insertable through the slit so as to have one end immersed in the urine sample to a predetermined depth whereby the visual results of each test strip can be seen through the transparent wall of the container
25 without removing the test card from the container so as to

indicate the presence or absence of a particular drug of abuse in the urine sample. If the sample should test "positive" to indicate the presence of a drug in the urine, it is then necessary to send the sample to a certified laboratory for 5 confirmatory testing. For this purpose, a second closure cap which is solid, i.e., not slit, is provided which may be threaded onto the open end of the cup-like container. The test card is removed from the container, the solid closure cap is threaded on to close the container and the container is then 10 ready for shipment to a laboratory.

As described above, the test kit includes a drug abuse test device for collecting and testing a urine sample. This test device comprises a cup-like container having a transparent wall and having an open top upon which is threaded a closure 15 cover provided with a slit therein to receive a test card. A solid second closure cap which threads over the outer end of the cup-like container is provided to seal the container to permit the safe shipment of a fluid sample therein.

The test kit also includes a screen test card for drugs of 20 abuse which may comprise a thin flat member having the size and shape of a business card. A plurality of immunoassay test strips are fastened side by side in parallel on one side of the test card within the outline of the card. Each test strip is reactive to provide a visual indication in response to a 25 particular drug of abuse. This test card thus provides for the

simultaneous detection of multiple analytes.

BRIEF DESCRIPTION OF THE DRAWINGS

Other objects and advantages of the present invention will be apparent upon reference to the accompanying description when
5 taken in conjunction with the following drawings, which are exemplary, wherein;

Fig. 1 is a perspective view of the drug abuse test kit according to the present invention generally showing the container, the test card partially inserted to the testing
10 position in the container through a slit in the cover;

Fig. 2 is an exploded perspective view of the container according to the present invention for collecting and testing a fluid sample and generally showing the container, a cover having a slit covered with a removable adhesive seal and a
15 second solid closure cap;

Fig. 3 is a plan view of the test side of a test card according to the present invention;

Fig. 4 is a plan view of the reverse side of the test card shown in Fig. 3;

20 Fig. 5 is an end elevational view of the test card shown in Fig. 3;

Fig. 6 is a sectional view taken along the lines VI-VI of Fig. 3;

Fig. 7 is a plan view of the opened two piece test card
25 before it is folded over to form the test card shown in Figs.

3-6;

Fig. 8 is a plan view of the test side of a modification of the test card;

Fig. 9 is a plan view of another modification of the test
5 card;

Fig. 10 is a sectional view taken along the lines IX-IX of Fig. 8;

Fig. 11 is a plan view of the test side of a further modification of the test card;

10 Fig. 12 is a plan view of the center ply of the test card of Fig. 11 and showing a test strip in a slot thereof;

Fig. 13 is a plan view of the reverse side of the test card of Fig. 11;

15 Fig. 14 is a sectional view taken along the lines XIII-XIII of Fig. 11.

MODES FOR CARRYING OUT THE INVENTION

As may be seen in Figs. 1 and 2, a drug abuse test kit according to the present invention is indicated generally at 10 and comprises a cup-like transparent test container or cup 11
20 having a cylindrical side wall 12, a closed bottom 13 and an open top 14. The cylindrical wall 12 may have a slight taper or be straight.

The open end 14 of the test cup 11 is provided with external threads 21 upon which is seated an outer closure cover
25 or cap 22 provided with corresponding internal threads which

are not shown in the drawing. The cover 22 has a circular top surface 23 from the periphery of which depends a cylindrical wall 24 on the inner surface of which there are provided internal threads. The cover surface 23 has a diametrical slit 19 therein shaped to accommodate a test card as will be presently described. There is also provided a solid cover or cap 15 which is similar in size and shape to the cover 22 but is solid or unslit so that the covers 15 and 22 may be interchangeably mounted on the open end 14 of the test cup 11. During shipment, the cover 15 is generally fitted on the bottom of the test cup. A temperature strip 16 is mounted on the bottom side wall of the test cup so as to be responsive to the temperature of the test sample within a test cup.

A test card 25 which will indicate the presence or absence of any one of 5 different drugs of abuse is shown in Fig. 1 inserted within the slit 19 in the closure cap 22 and in further detail in Figs. 3-6. The test card is of the multiple drug type in that test strips for five different drugs of abuse are mounted on the test card. The test strips 26-30 are spaced apart in parallel on a test side 31 of the test card. These test strips indicate the presence or absence of the following specific drugs of abuse: PCP, cocaine, amphetamines (AMP), marijuana (THC) and opiates. Test strips 26-30 may be of the type as made by Bionike of South San Francisco, California, Phamatech of San Diego, California and Arista Biological of

Bethlehem, Pennsylvania. Such test strips are characterized as immunoassay strips and employ colloidal gold chemistry. Each test strip is submerged up to a maximum line indicated at 32 and the results of the test are read in a test area indicated at 33. A blue line in the test area indicates positive or the presence of the particular drug in the test sample.

The test strips are actually recessed in slots in the card so that portions of the test strips project above the test surface 31 of the card as may be seen in Fig. 5. The test card may be formed of two plies 34 and 35 as may be seen in Fig. 7 and these plies in turn are formed from a single strip having a bend or fold 36. The ply 35 is formed with a plurality of die cut slots 37 which are shaped and sized to receive each of the test strips. Thus, in the fabrication of a test card, the two portions 34 and 35 are folded over at end 36 and are adhered together. The test strips are then placed into the slots as shown in Fig. 6 and each of the test strips is adhered to the surface of the first portion 34 upon which the second portion 35 has been folded.

It is also within the scope of this invention to make this test card of two separate or individual plies 34 and 35 which are then adhered together and the strips are fixed in the slots as described above.

In order to conduct a drug abuse test utilizing the test card according to the present invention a person being tested

must first provide a urine specimen into the transparent test cup 11. The quantity of specimen provided must be such as to permit insertion of the test card up to about the maximum line indicated at 32. It is also possible to provide fill lines on the wall surface of the test container.

The test cup with a sufficient quantity of test specimen therein is then closed by threading the cap 22 on the top of the test cup. The cap 22 is provided with a readily removable adhesive sealing strip 18 which is placed over the slit 19.

Thus, when the container with the test specimen is brought to the person conducting the test, the protective strip 18 is removed and the multiple drug test card 25 inserted into the slit so that the bottom of the test card rests upon the bottom of the test cup. Fifteen (15) ml. of specimen will ensure that the specimen does not go above the maximum fill line 32. The test card then remains in place for at least three minutes and the results of the test can be read on each individual test strip through the transparent wall of the container. Thus, if a blue line appears on any one of the test strips, this indicates positive and the presence of that particular drug of abuse in the test specimen. If no such blue line appears then the absence of any of the five drugs of abuse from the specimen is indicated. With such a negative result, the urine sample and the container are discarded.

However, when the results of the test are positive, it is

preferable to send the specimen to a certified laboratory for a confirmatory analysis by more specific methods of testing such as gas chromatography or mass spectrometry. In order to ship the sample in the container, the closure 22 is removed and
5 the solid cover 15 is threaded down tightly upon the open end of the container.

In Fig. 8, there is shown at 40 a modification of the test card as described above and is similarly constructed with two plies but is also provided with a third or top ply 41 which is
10 adhered to the two plies and covers the test strips. The third ply 41 is provided with an opening 42 through which the test and control lines may be seen. In this modification, those portions of the plies below the maximum fill line 32 are removed such that the test strips 26-30 project beyond a bottom end 43
15 of the shortened test card. Otherwise, this test card functions in precisely the same manner as described above.

A modification of the test card is shown at 44 in Fig. 9. In this modification, the test strips are covered but the pertinent test and sample portions of the test strips are
20 exposed through openings. The test card 44 comprises a central ply 45 of styrene which has a thickness of 1.25 mm. corresponding to or slightly greater than the thickness of the test strips and slots are provided in the center ply to receive the test strips. The top and bottom faces of the central ply
25 45 are covered by a bottom ply 46 and a top ply 47 which may be

made from a single piece of material double scored at 48 and 49 so as to wrap around the central ply 45 in the manner as shown in Fig. 9. The top and bottom plys may be of a thin vinyl sheet or cardboard coated with plastic. The top ply 47 is provided with a plurality of test windows 50 through which the test results as indicated by the test strips can be seen. At the lower end of the card are provided sample openings 51 through which the liquid test specimen is able to contact the absorbent or sample portions of the test strips.

In Figs. 11-14 there is shown a modification of the test card 44 in which the card is made of three separate plys which are then laminated. The bottom and top plys 46 and 47 are made of a thin vinyl sheet having a thickness of 0.33 mm. and the center ply 45 is made of styrene having a thickness of about 1.25 mm. The top ply 47 similarly has the test openings or windows 50 and the sample openings 51 and the bottom ply 46 is solid as shown.

The central ply 45 is provided with a plurality of longitudinally extending slots 52 and a test strip 53 is seated in each of these slots as shown. The test strip generally has a length less than that of the slot 52. In this embodiment, only a single test strip for THC (marijuana) is shown. While this embodiment of the test card has provision for five test strips, it is to be understood that the card can be made in the same manner with less than five strips and even a single strip

if so desired. In such a modification, the windows 50 and 51 for the omitted strips are usually solid.

Each of the test strips 26-30 is a one-step immunoassay in which a specially labeled drug, (drug conjugate) competes with drug which may be present in the sample for the limited number of binding sites on an antibody. The test strip consists of a membrane strip onto which a drug conjugate has been immobilized. A colloidal gold-antibody complex is dried at one end of the membrane. In the absence of any drug in the urine sample, the colloidal gold-antibody complex moves with the urine sample by capillary action to contact the immobilized drug conjugate. An antibody-antigen reaction occurs forming a visible line in the test area. The formation of a visible line in the test area occurs when the test is negative for the drug. When a drug is present in the urine sample, the drug or its metabolite will compete with the immobilized drug conjugate in the test area for the limited antibody sites on the colloidal gold-labeled antibody complex. If a sufficient amount of drug is present, it will fill all of the available binding sites, thus preventing attachment of the label antibody to the drug conjugate. An absence of a color line or band in the test area is indicative of a positive result. A control band or line comprised of a different antibody/antigen reaction is present on the membrane strip. The control line is not influenced by the presence or absence of drug in the urine and therefore

should be present in all reactions.

In summary, if a single band appears in the control zone and no band appears in the test zone then the results are "positive" which indicates that that particular drug is present above a predetermined level which is usually around 50ng/ml. If two color bands appear, one in the control region and the other in the test region then the test results are "negative" which indicates that the level of that particular drug is below the predetermined detection of sensitivity.

In the event that there are no distinct color bands visible in both the test zone and the control zone or if there is a visible band in the test zone but not in the control zone, then the result is invalid and retesting of the specimen is recommended with another test card.

The test card can also be used as a carrier or delivery system for a biological detection or monitor device by replacing the drug test strips with strips treated with suitable chemicals so as to be responsive to different and selected biological warfare agents. The strips would then function similarly to drug abuse strips to provide a visual indication of the presence in a predetermined quantity of a specific biological warfare agent or the absence of such an agent.

INDUSTRIAL APPLICABILITY

Thus it can be seen that the present invention discloses a novel and improved drug abuse test kit which comprises a container for the fluid specimen being tested and a multiple drug test card which is inserted in the specimen within the container and the visual results of the test are read on the test card through the transparent wall of the container. The test card thus comprises a number of individual test strips of the immunoassay type and each strip is responsive or indicative to a particular drug of abuse. The test card may be made of plastic coated cardboard or thin sheets of plastic which are laminated together. This drug abuse test kit enables one to obtain rapidly a visual, qualitative result which is very advantageous for forensic purposes but is not limited to such purposes.

It will be understood that this invention is susceptible to modification in order to adapt it to different usages and conditions, and accordingly, it is desired to comprehend such modifications within this invention as may fall within the scope of the appended claims.

What is claimed is:

1. A drug abuse test kit comprising a cup-like transparent container having an open top end for retaining a urine sample to be tested, a closure cap seated upon said open top end and having a diametrically disposed slit therein, a test card having a plurality of visual indication test strips disposed in parallel on one side thereof and each strip being responsive to a particular drug of abuse, said test card having such a width and thickness that one end of said test card is insertable through said slit to be immersed in a urine sample retained therein to a predetermined depth, the results of each test strip can be seen through the transparent wall of the container without removing the test card from the container to indicate the presence or absence of a particular drug of abuse in said urine sample.

2. A drug abuse test kit as claimed in claim 1 and further comprising a solid second closure cap positionable over the open end of the container in place of said closure cap with a slit.

3. A drug abuse test device for collecting and testing a urine sample comprising a cup-like transparent container having an open top end for retaining a urine sample to be tested, a first closure cap seated upon said open top end and having a diametrically disposed slit therein, and a solid second closure

cap positionable over said open top end in place of said first closure cap to seal the container so as to permit transportation of a fluid sample therein without leakage.

4. A drug abuse test device as claimed in claim 3 and further comprising a protective adhesive strip over said slit which is removable prior to testing the specimen within the container.

5. A multiple drug test card for drugs of abuse comprising a thin flat member having the size and shape of a business card and having a first side, a plurality of immunoassay test strips with visual endpoints to indicate presence or absence of a drug adhered side-by-side in parallel on said first side within the outline of said flat member and having at least portions thereof exposed, each test strip indicating the presence or absence of a particular drug of abuse.

6. A multiple drug test card as claimed in claim 5 wherein said test strips are each recessed in said first side.

7. A multiple drug test card as claimed in claim 5 wherein said test strips are disposed parallel to the longer dimension of said flat member.

8. A multiple drug test card as claimed in claim 5 wherein there are a plurality of spaced parallel slots on said

first side and said test strips are seated in said slots.

9. A multiple drug test card as claimed in claim 5 wherein exposed portions of said test strips are recessed inwardly of said first side surface.

5 10. A multiple drug test card as claimed in claim 5 wherein said thin flat member comprises three laminated sheets, one of said sheets defining a backing sheet, a second of said sheets having a plurality of parallel slots therein to receive said test strips, and a third of said sheets having spaced
10 parallel slots therein corresponding with said test strips, said sheets being adhered together such that said first and third sheets sandwich the second sheet there between.

11. A multiple drug test card as claimed in claim 5 wherein said thin flat member has front and rear surfaces and a
15 thickness substantially equal to the thickness of said test strips, there being slots in said thin flat member to receive said test strips therein, a second thin flat member adhered to said rear surface of said thin flat member, a third thin flat member adhered to the front surface of said thin flat member,
20 there being openings in said third thin flat member to expose the sample and test portions of each of said test strips.

12. A multiple drug test card as claimed in claim 5 wherein said second and third thin flat members comprise a

single sheet of material having a fold therein and folded around said first thin flat member.

13. A multiple drug test card as claimed in claim 11 wherein said second and third thin flat members are thinner
5 than said first thin flat member.

14. A multiple drug test card as claimed in claim 5 wherein said test card has a bottom end and said test strips have ends projecting outwardly of said bottom end.

15. A multiple drug test card as claimed in claim 14 and
10 further comprising a cover sheet covering said first side of said thin flat member and said test strips, there being an opening in said cover sheet to expose portions of said test strips.

FIG. 1

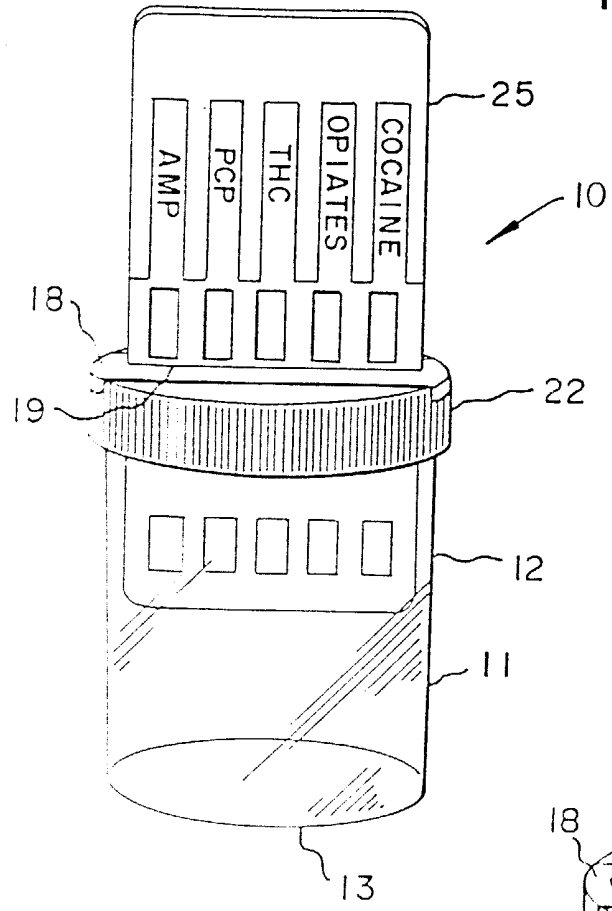


FIG. 2

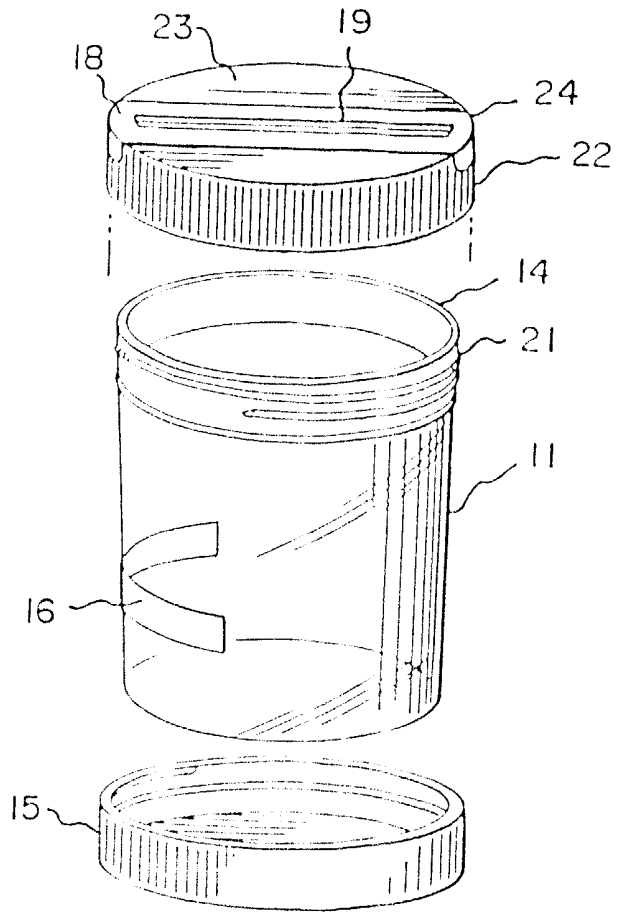


FIG. 3

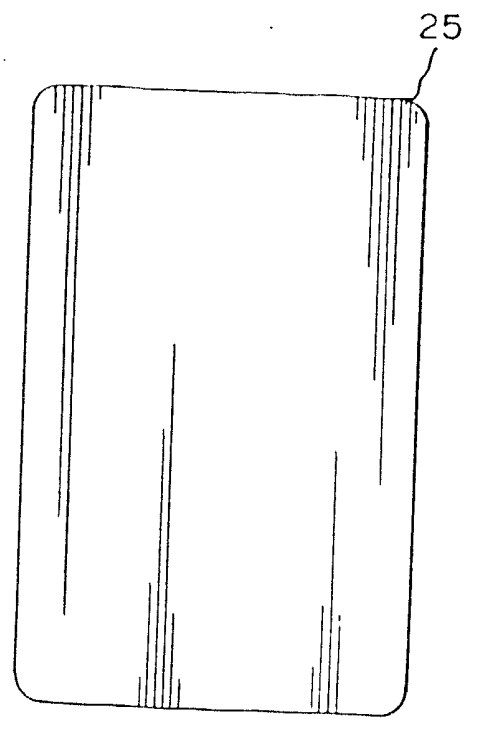
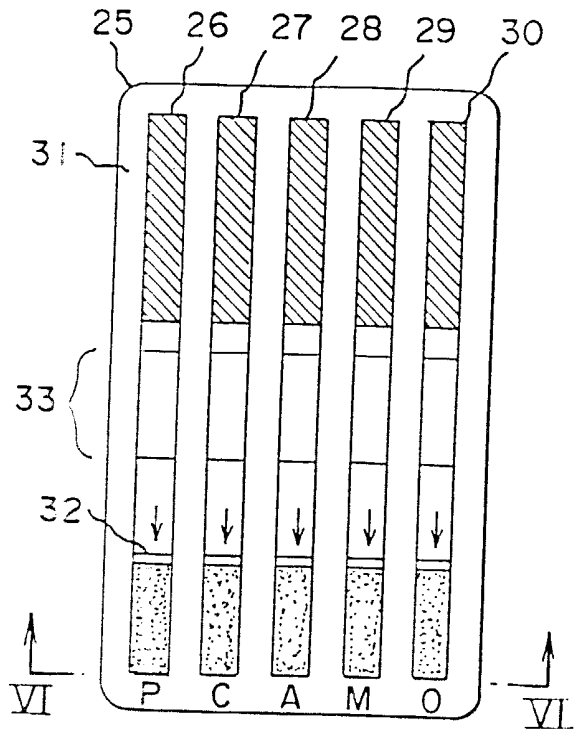


FIG. 5

FIG. 4

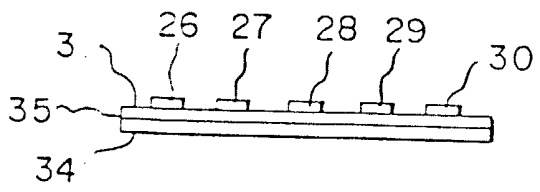


FIG. 6

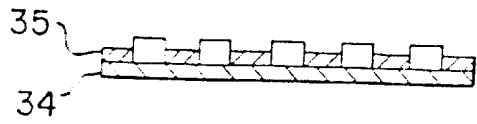


FIG. 7

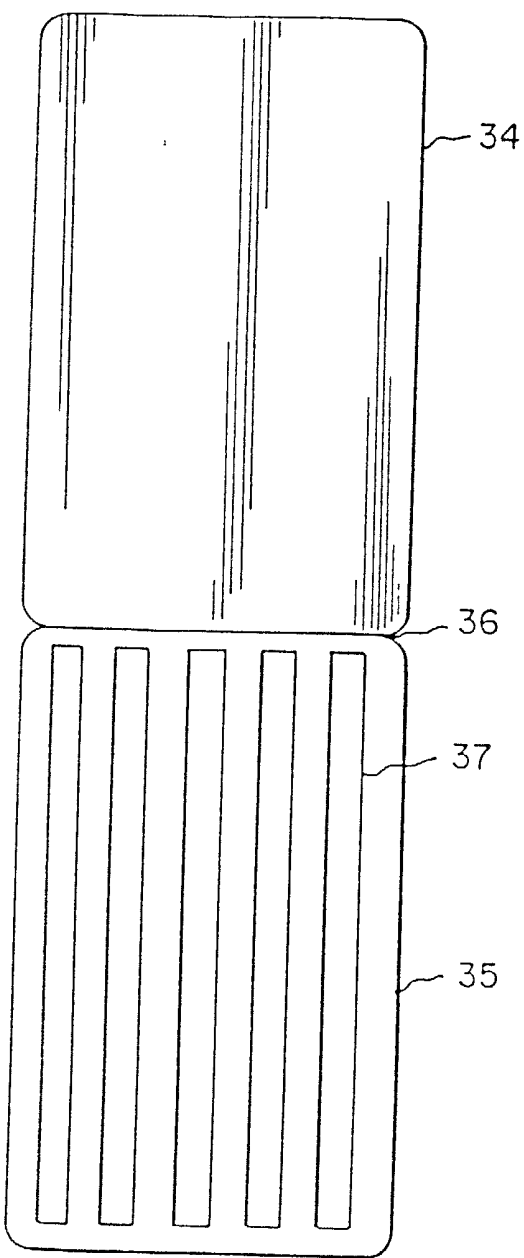
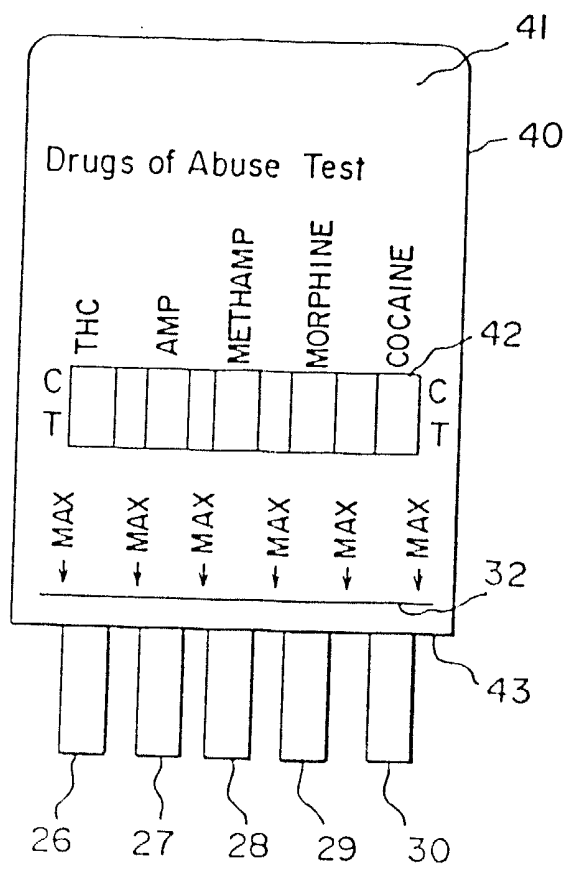


FIG. 8



010630

FIG. 9

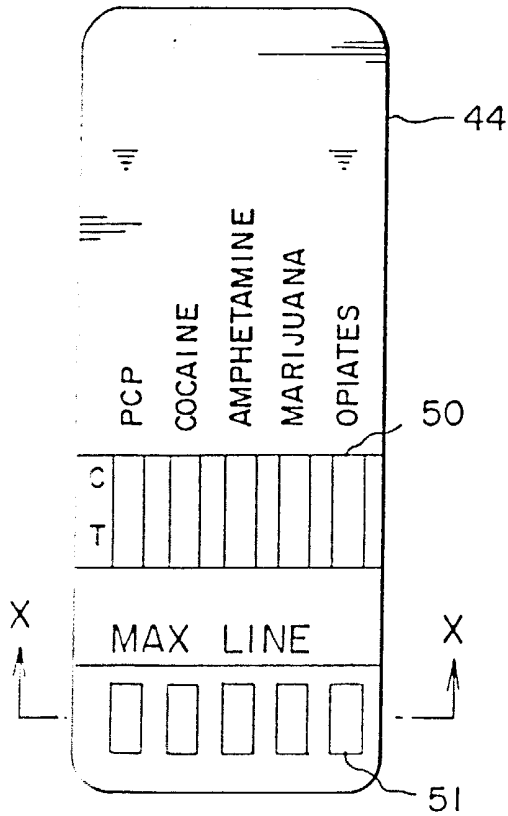


FIG. 11

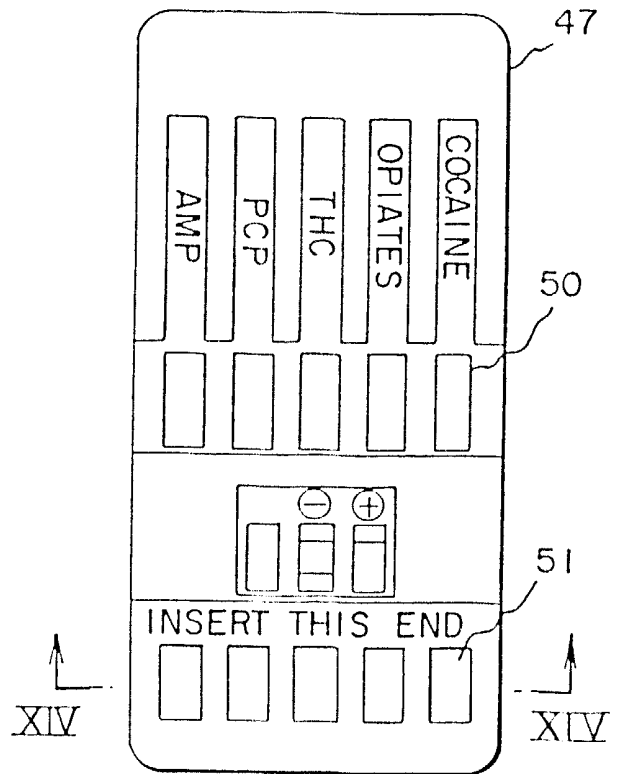
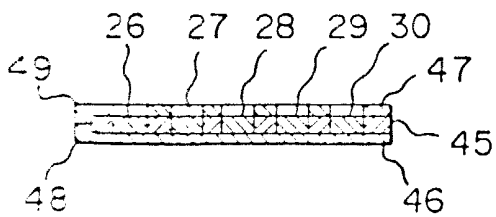


FIG. 10



010630




FIG. 13

FIG. 12

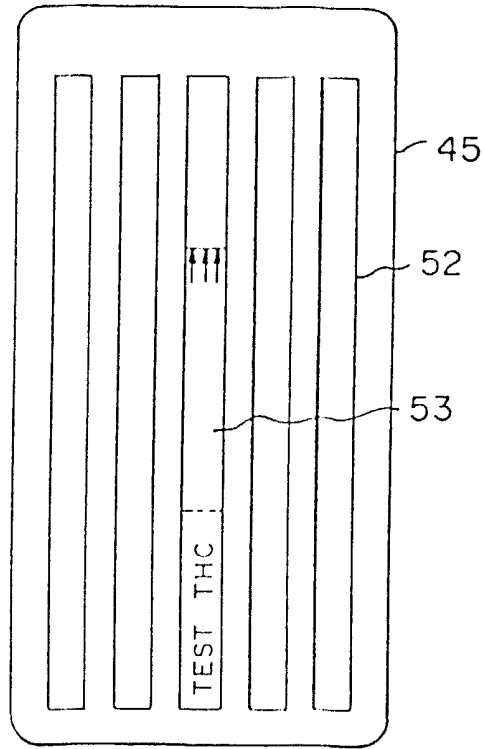


FIG. 14

